



Food and Agriculture
Organization of the
United Nations

EUROPEAN PRICE REPORT



Latest trends

July 2023
7/2023

Inflation continues to decline in the European area, but disposable income is still impacted, especially given the varying price recovery patterns and the sharp rise in mortgage interest rates over the past year. The overall demand for seafood is surprisingly low even compared to last year, which was not a particularly strong year in terms of demand. As a result, many prices of fish products are decreasing. Only the higher valued items, such as lobsters and huge specimens of demersal fish experienced price hikes during July 2023. Normally demand for shrimp is strong in summer months, as it is one of the preferred restaurant items, however, this year, demand is very sluggish, leading to far lower price levels, for all species and all sizes.

In this issue of the European Fish Price Report, the general tendency of lower prices continued. Only 19 percent of the covered prices increased, while 35 percent went down, while the remainder stayed stable. Lower prices were generally experienced for smaller specimens, while larger sizes were sold at the same price as last month or at higher prices. Larger fish and shellfish are mainly going to the restaurant trade, which is experiencing a boom this year, with all COVID-19 restrictions abolished and tourism picking up all over the European continent.

Index for prices

Groundfish	9
Flatfish	11
Tuna	12
Small Pelagics	13
Cephalopods	14
Crustaceans	16
Bivalves	18
Salmon	19
Trout	19
Freshwater fish	19
Non Traditional Species	20
Seabass-Seabream-Meagre	21

The **European Fish Price Report**, based on information supplied by industry correspondents, aims to provide guidance on broad price trends. Price information is indicative and should be used only for forecasting medium- and long-term trends. FAO is not responsible for any errors or omissions.

GROUND FISH

Hake prices continued declining due to ample supply and relatively limited demand. On the other hand, cod prices continue their never-ending upward spiral.

Wet-salted cod fillets from frozen raw material (*Gadus macrocephalus*) and wet-salted cod fillets (*Gadus morhua*) from fresh raw material of Faroese and Icelandic provenance are primarily consumed in southern Europe throughout the winter. As a result, the situation is stationary. Finally, there is still uncertainty about pricing in September when the new cod campaign for 2023/2024 begins.

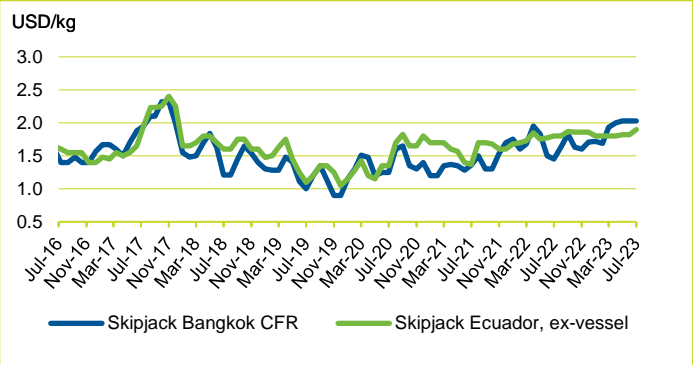
TUNA - BILLFISHES

The 3-month FAD closure in the Western and Central Pacific commenced on 1 July. Fishing has decreased sharply since the start of the FAD closure. But due to the improved catching last month, there is an increase in carrier landings in Thailand. The skipjack price holds steady for more significant packers. In contrast, some smaller packers pay above USD 2 000 per tonne to secure raw material ahead of the expected shortage during the FAD closure period.

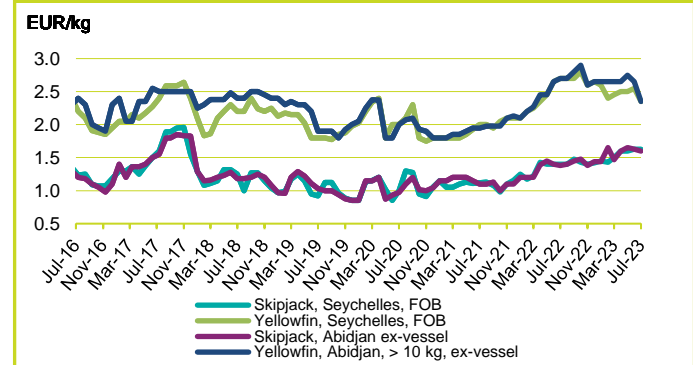
The Indian Ocean catch continues to slow, particularly for skipjack. Raw material inventories at local canneries are reported to be low. The skipjack price remains stable while the yellowfin price falls sharply due to low demand from the European market.

Fishing in the Atlantic Ocean slows down due to bad weather, and local canneries continue to report a shortage of raw materials. Despite this, the skipjack price falls somewhat while the yellowfin price declines by a more significant margin due to slowing demand related to the summer closure of canneries in Europe.

TUNA - Pacific Ocean



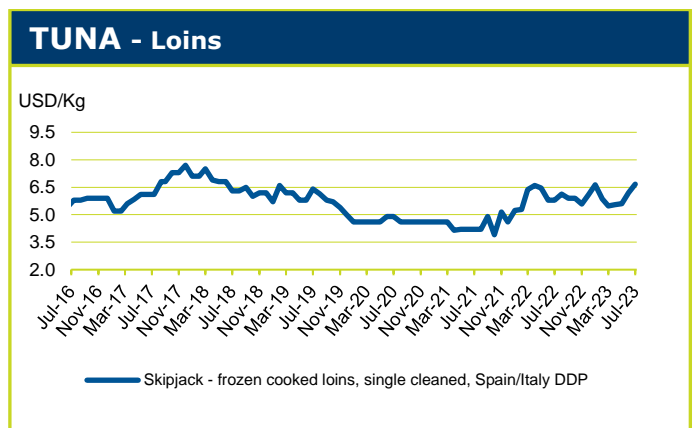
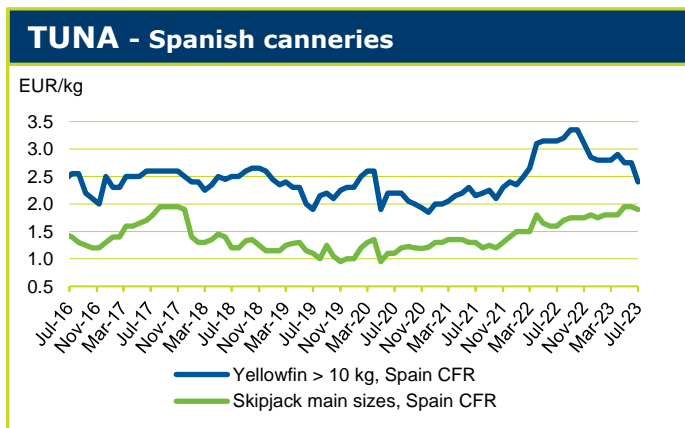
TUNA - Indian/Atlantic Oceans



TUNA – BILLFISHES (cont.)

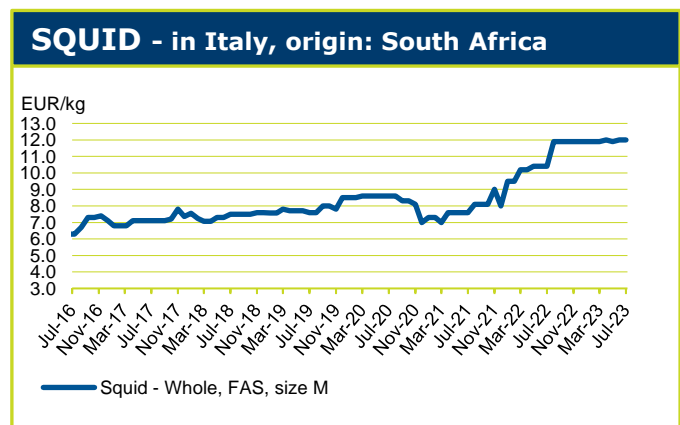
Fishing has slowed down in the Eastern Pacific Ocean, and local canneries are starting to be low on raw materials. Furthermore, the first 72-days IATTC 'veda' will commence on 29 July. This has increased the skipjack price in Manta, albeit still about USD 100 per tonne below the Bangkok price level. The yellowfin price decreases again due to poor demand.

The European market is in a lull state due to the summer holidays. While no deals have been concluded recently, the indicative skipjack price may be at the EUR 1 900 CFR Spain level based on purchase prices in the Indian and Atlantic oceans. There is low demand in yellowfin, and the price has fallen sharply. The indicative price for cooked, single-cleaned skipjack loins retreats.



CEPHALOPODS

Cephalopod prices continued their downward trend, which had started some 3-4 months ago. Demand is lower than anticipated, while supply is also low, but it seems sufficient to meet disappointing demand. The price level that had been reached by the beginning of 2023 was deemed too high by consumers. As a result, restaurants shifted to less expensive alternatives, such as giant squid from Peru, replacing Loligo squid in virtually all recipes where this is possible, especially for fried squid rings.



CEPHALOPODS (cont.)

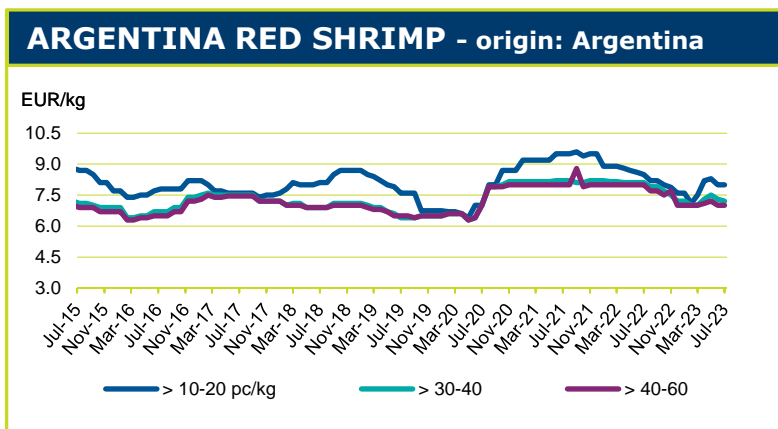
Octopus from Indonesia is in low season at the moment. The Java octopus season will start in September. Exports are at stable prices, mainly directed to the European Union and China.

CRUSTACEANS

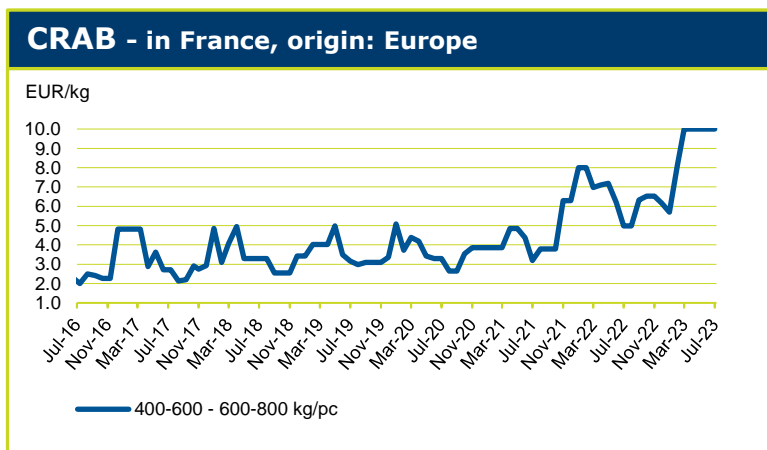
Demand for shrimp is slow in Europe. This is very unusual but indicates cautious behaviour by the consumer concerning shrimp and other luxury fish products. As a result, shrimp prices went down by EUR 0.30 - 0.50 per kg for most species and all sizes.

Due to limited demand in Europe and China, Argentine shrimp also experiences lower prices. In addition, warehouses in Argentina campaign, which is also pulling prices down.

The price of Indonesian shrimp has dropped significantly since last month due to slow demand from the main markets. Indonesian packers must adapt to this new situation as no higher prices are expected for August due to the present economic situation in Europe and China.



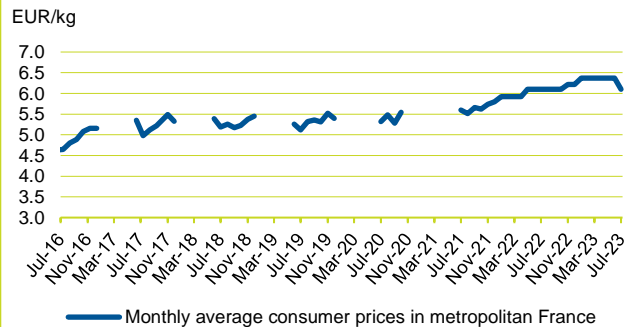
are full of shrimp from the previous fishing



BIVALVES

Bivalves are no exception to the general downward trend in prices. In France, bouchot mussels sell at EUR 6.10 per kg at retail, almost EUR 0.70 per kg less than last year's prices. All other mussel types report lower or stable prices, and some of the expensive clam products finally reported lower prices after reaching sky-high levels of EUR 25.00 per kg early this year.

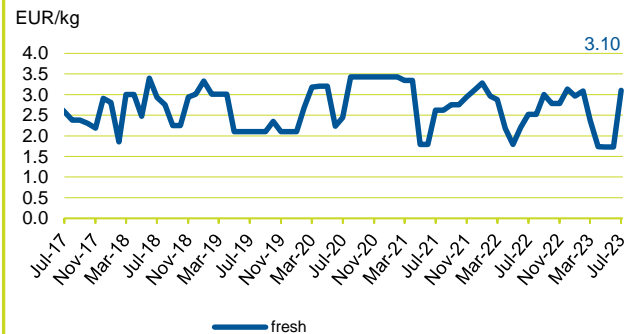
MUSSEL BOUCHOT - in France



SMALL PELAGICS

With reduced quotas for mackerel and herring, prices have continued to increase in 2023. In fact, mackerel prices increased by almost 20 percent in just one month after months of declining trends. Anchovy is a well-perceived summer fish used in many recipes in the Mediterranean area. Prices climbed up strongly in the Spanish wholesale market of Barcelona. For domestic products, the price was EUR 5.00 per kg, some EUR 2.00 per kg more than one month ago.

Mackerel - in Italy, origin: France



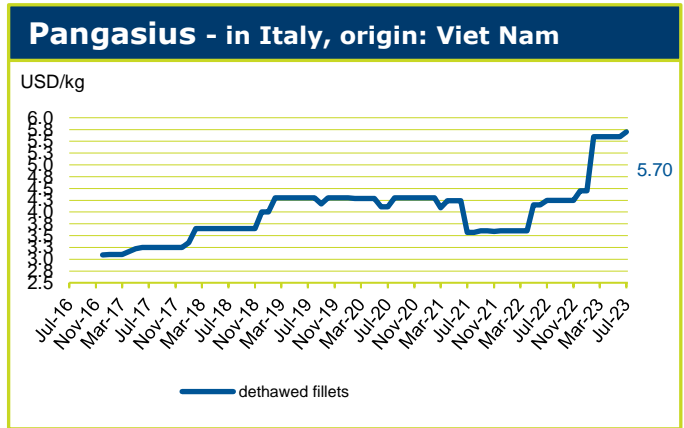
The International Council for the Exploration of the Sea (ICES) recommended that for 2023, the catches of northeast Atlantic mackerel should not exceed 782 066 tonnes. However, the coastal states have set their quotas, which combined amount to 1 131 416 tonnes, or over 30 percent more than the ICES advice.

The Marine Stewardship Council (MSC) has suspended the MSC certifications for the mackerel fishery in the northeast Atlantic until quotas are brought in line with the scientific advice.

In line with other small pelagic prices, sardine prices increased by 10 percent in July 2023, especially in the Spanish and French markets.

FRESHWATER

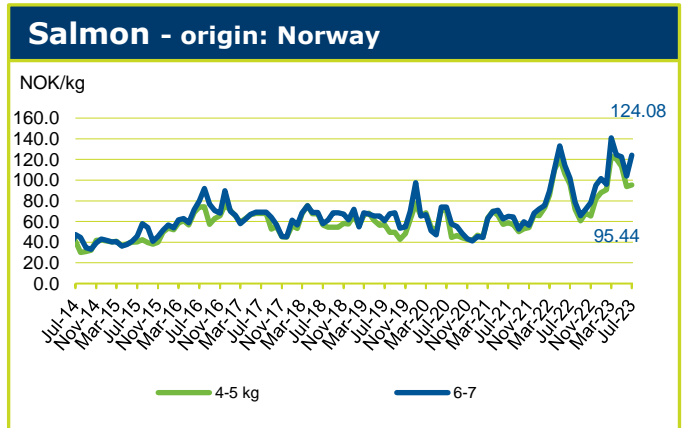
In these times of economic and financial difficulties, pangasius is an interesting alternative, especially in countries where fish-eating habits are strong. Pangasius prices went up over the year. Surprisingly, pangasius fillets sell at a higher price than tilapia in the European market at the moment, while typically, the price of tilapia fillets should be higher. While Nile perch fillets continue to be a popular product on the market, the general trend is for prices to decline. However, given that Nile perch fillets are approximately three times more expensive than pangasius or tilapia fillets, it falls into a distinct category regarding consumer preference.



SALMON

Norwegian seafood exports have never had a stronger first semester of the year in terms of value than 2023, and this scenario directly relates to the leader product, salmon. The weak Norwegian krone and high global food inflation were the main drivers of price increases for the most important species, according to the Norwegian Seafood Council (NSC).

Norway exported 524 000 tonnes of salmon worth NOK 58.5 billion in the first semester of the year, which meant a slight decline of 2 percent in volume but an interesting increase of 21 percent in value compared to last year. A salmon drop in export volume is attributed to lower production, while the record high export value was NOK 10.3 billion higher than the previous record (2022). Especially in June, the country exported 98 697 tonnes worth NOK 10.9 billion (+14 percent and +26 percent, respectively).



In terms of markets, Poland, the United States of America and France were the most important for the semester, with the US market registering increased demand for Norwegian salmon, while the reopening of China after the pandemic is leading to improved sales of salmon to this market.



SALMON (cont.)

NSC database and analysis show that fresh whole salmon reached record prices at NOK 107 per kg, up NOK 20 compared to the previous record for the first semester in 2022. In addition, record-high prices were also achieved for fresh salmon fillets at NOK 153 per kg, up NOK 35 higher than the previous record for the first semester in 2022. It should be noted that while smaller salmon sold at lower prices in July, large salmon experienced a substantial increase in price levels. The price differential between medium-sized salmon (4-5 kg per piece) and large-sized salmon (6-7 kg per piece) was NOK 30 per kg in July 2023, while one year ago, this was a mere NOK 5 per kg.

TROUT

The United States of America, Thailand and Lithuania were the main markets for Norwegian trout during the first semester of the year, with the third seeing the most significant increase in export value (+400 percent). NSC analysts explained that this product flow change is due to the war in Ukraine. Belarus was one of the most important markets for Norwegian trout before the conflict, and now this market has completely disappeared.

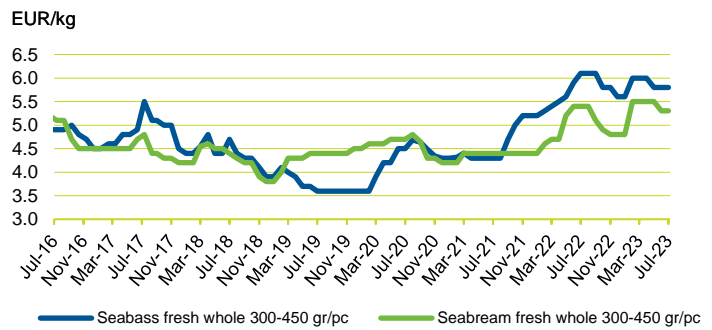
Norway exported 20 900 tonnes of trout worth NOK 2.3 billion in the period, a decrease of 12 percent in volume but an increase of 8 percent in value compared to last year. According to the NSC, this is a record-high export value for trout in the year's first half, surpassing the benchmark set in the first half of 2022. In June, Norway exported 5 071 tonnes worth NOK 530 million (+9 percent and +12 percent, respectively).

The NSC database indicates that the price of fresh whole trout attained a high of NOK 107 per kg, which is NOK 17 more than the previous record for the first half of the year, set in 2022. In addition, fresh trout fillets peaked at NOK 148 per kg, up NOK 41 compared to the previous record for the first semester (2017).

SEABREAM/SEABASS

Seabass and seabream are well-accepted fish in the hotel, restaurant, and catering (HORECA) sector. Especially in the summer, cultured seabass and seabream are in high demand. No price decreases are documented; however, some larger sizes reported increases. The Rungis wholesale market in Paris reported some EUR 2.00 per kg less for wild seabass and wild seabream, while cultured species sold at the same price as last month.

SEABASS/SEABREAM - in Italy origin: Greece





Fish Species Trade Name	Product Form	Grading	Price per kg			Reference & Area	Origin		
			As stated	EUR	USD				
GROUND FISH									
							July 2023		
Cod/Cabillaud, Morue/ Bacalao <i>Gadus morhua</i>	Fresh - Whole	1-2 kg/pc		7.57	8.41 +	Italy CPT	Denmark		
		2-4		8.50	9.44 -				
	Fresh, fillet	100-200 g/pc		9.97	11.08				
		200-400		10.04	11.16 +				
		500-1000		11.40	12.67				
		> 1000		8.49	9.43 +				
	Frozen, Fillet, 10 percent glazing 20 percent glazing	1000-2000		7.75	8.61				
		Stockfish, soaked		7.50	8.33				
	Stockfish, dry	700 g/pc		26.00	28.89 =			DDP	Norway
	wet salted fillets	700-1000 g/pc		13.10	14.56 +				Iceland
	IQF, loin portion single frozen portion	100-150 g/pc		13.00	14.44 =	CIF	United States of America CIF	Russia	
		H&G	0.5-1 kg/pc		4.95				5.50
	Salted cod (migas)	Salted cod	1-2		4.65	5.17	Spain wholesale	Europe	
			2-3		4.90	5.44			
					8.00	8.89			
	Fresh	Fresh			17.50	19.44 =	Spain wholesale	Europe	
					6.00	6.67 -			
					16.00	17.78 -			
					4.00	4.44 =			
	Fresh cultured	Fresh fillets			9.80	10.89 +	France wholesale	France	
				9.00	10.00 +				
Fresh, headed	Fresh, headed	2-3 kg/pc		9.20	10.22 =	United Kingdom retail	Iceland		
		3-4		10.00	11.11 =				
		4-5		12.20	13.56 =				
		100-200 g/pc		13.20	14.67 =				
Fillet	Fillet	200-300		19.50	22.41	United Kingdom retail	Iceland		
		1 kg/pc	GBP	30.63	35.20				
Portion	Portion	160 g/pc	GBP	22.50	25.86	Italy CIF	Denmark		
		1000	GBP	11.30	12.56 +				
salted and dried	salted and dried	400-700 g/pc		15.45	17.17 =	CPT	Namibia		
		Fillet - wet salted - 1st quality produced from frozen raw material Defrosted, whole			2.08			2.31 =	
Hake/Merlu/Merluza <i>Merluccius capensis</i>	Minced block			2.08	2.31 =	Namibia FOB for Spanish market	Namibia		
				5.40	6.00				
	Fillets	Fillets			6.15	6.83	United States of America CIF	South Africa	
					5.65	6.28			
	Fillets, skin-less, interleaved	Fillets, skin-less, interleaved	55-115 g/pc		6.15	6.83	Spain ex-vessel	Namibia	
			110-170		5.65	6.28			
			250-450		3.68	4.09			
			0.8-1.2 kg/pc		3.97	4.41			
	H&G	H&G	1.5-1.8		4.65	5.17	Italy CIF	Mediterranean	
			> 1.8		5.97	6.63			
	Fillets, skin-on, interleaved	Fillets, skin-on, interleaved	170-227 g/pc		6.17	6.86	CPT	France	
			227-283		6.17	6.86			
			283-340		6.17	6.86			
			> 340		6.17	6.86			
	IQF portion, trapeze	IQF portion, trapeze	90-110 g/pc		10.10	11.22 -	France wholesale	Europe	
					6.00	6.67 =			
	Fresh - whole	Fresh - whole	100-200 g/pc		4.00	4.44 -	Spain wholesale	Spain	
			200-300		4.96	5.51 -			
			300-400		5.20	5.78 -			
			500-1000		6.79	7.54 +			
1000-2000				6.20	6.89 =				
2000-4000				6.20	6.89 =				
Fillets	Fillets	1000-2000 g/pc		6.20	6.89 =	France wholesale	France		
		2000-3000		8.00	8.89 =				
		3000-4000		9.20	10.22 =				
		4000-5000		9.20	10.22 =				
Frozen, Fillets	Frozen, Fillets	3-4 pc/kg		6.00	6.67 -	Spain wholesale	Spain		
				5.75	6.39 -				
Fresh, from trawling	Fresh, from trawling	1000 g/pc		5.00	5.56 +	Spain wholesale	Spain		
				6.50	7.22 +				
Fresh, from longlining	Fresh, from longlining	1000		10.00	11.11 +	Spain wholesale	Spain		
				2.95	3.28 ^				
IQF, H&G	IQF, H&G	1-2 kg/pc		2.95	3.28 ^	FOB	Argentina		
		1.5-2.5		2.99	3.32 -				
H&G, interleaved	H&G, interleaved	80-200 g/pc		1.61	1.79	Uruguay FOB	Uruguay		
				1.70	1.89 +				
				1.90	2.11 +				
				2.10	2.33 +				
H&G	H&G	200-300		2.40	2.67 +	Uruguay FOB	Uruguay		
		300-500		2.70	3.00 +				
Block frozen	Block frozen	50-200 g/pc		3.29	3.65	Ecuador FOB	Ecuador		
				9.47	10.52				
Portions	Portions			9.47	10.52	United States of America CIF	Chile		
<i>Merluccius merluccius</i>	Fresh - whole	100-200 g/pc		4.00	4.44 -	CPT	Mediterranean		
		200-300		4.96	5.51 -				
Fillets	Fillets	300-400		5.20	5.78 -	France wholesale	France		
		500-1000		6.79	7.54 +				
Fillets	Fillets	1000-2000		6.20	6.89 =	France wholesale	France		
		2000-4000		6.20	6.89 =				
Fillets	Fillets	1000-2000 g/pc		6.20	6.89 =	France wholesale	France		
		2000-3000		8.00	8.89 =				
Fillets	Fillets	3000-4000		9.20	10.22 =	France wholesale	France		
		4000-5000		9.20	10.22 =				
Fillets	Fillets	3-4 pc/kg		6.00	6.67 -	Spain wholesale	Spain		
				5.75	6.39 -				
Fresh, from trawling	Fresh, from trawling	1000 g/pc		5.00	5.56 +	Spain wholesale	Spain		
				6.50	7.22 +				
Fresh, from longlining	Fresh, from longlining	1000		10.00	11.11 +	Spain wholesale	Spain		
				2.95	3.28 ^				
IQF, H&G	IQF, H&G	1-2 kg/pc		2.95	3.28 ^	FOB	Argentina		
		1.5-2.5		2.99	3.32 -				
H&G, interleaved	H&G, interleaved	80-200 g/pc		1.61	1.79	Uruguay FOB	Uruguay		
				1.70	1.89 +				
				1.90	2.11 +				
				2.10	2.33 +				
H&G	H&G	200-300		2.40	2.67 +	Uruguay FOB	Uruguay		
		300-500		2.70	3.00 +				
Block frozen	Block frozen	50-200 g/pc		3.29	3.65	Ecuador FOB	Ecuador		
				9.47	10.52				
Portions	Portions			9.47	10.52	United States of America CIF	Chile		



Fish Species Trade Name	Product Form	Grading	Price per kg			Reference & Area	Origin	
			As stated	EUR	USD			
GROUND FISH (cont.)								
July 2023								
Hake/Merlu/Merluza (cont.) <i>Merluccius polli</i>	H&G, interleaved	100-200 g/pc		2.19	2.43	Spain FOB	Guinea/ Senegal	
		200-300 g/pc		2.25	2.50			
		300-425 g/pc		2.55	2.83			
		500-650		2.45	2.72			
		600-900		2.75	3.06			
<i>Merluccius senegalensis</i>	Blockfrozen	900-1200		2.89	3.21	ex coldstore	Senegal	
		1000-1500		3.15	3.50			
		300-500		2.58	2.87			
<i>Merluccius bilinearis</i>	Blockfrozen	500-800		2.68	2.98	ex coldstore	Spain	
		775-900		2.79	3.10			
<i>Merluccius productus</i>	Fillet, PBO	70-185 g/pc		1.35	1.50	ex coldstore	USA	
Haddock/Eglefin/Eglofino <i>Melanogrammus aeglefinus</i>	H&G	< 0.8 kg/pc	NOK	18.75	1.67 1.86	Sweden FCA	Norway	
		1-2 kg/pc		3.20	3.56	United States of America CIF	Russian Federation	
		2-3		3.25	3.61			
	Fillet	1 kg/pc	GBP	18.00	20.69 23.08	United Kingdom retail	Iceland	
		180-220 g/pc	GBP	19.00	21.84 24.36			
Ling/Lingue franche/ Maruca <i>Molva molva</i>	Fillet - wet salted	1-1.5 kg/pc		6.50	7.22 =	Italy DDP	Faeroe Islands	
	Produced from fresh raw material 1st quality							
Monkfish/Baudroie/ Rape <i>Lophius spp.</i>	Fresh, tail	IQF, fillets, skin-on	0.5-1.2 kg/pc	3.45	3.83	Spain FOB	Spain	
		< 300 g/pc		9.32	10.36 +	Italy CPT	UK	
		200-500		10.59	11.77 -			
		500-1000		11.85	13.17 -			
		1000-2000		12.20	13.56 -			
	> 2000		13.09	14.54 -				
	Fresh, whole	100.300 g/pc		5.61	6.23	Spain FOB	Mediterranean	
		300-600		5.79	6.43 -			
		500-1000		5.18	5.76 -			
		1000-2000		6.32	7.02 -			
		> 2000		7.22	8.02 -			
	Whole	250-500		9.25	10.28	Spain FOB	Namibia	
		500-1000		9.45	10.50			
	Whole, gutted	250-400		4.95	5.50	Spain	Spain	
		Whole, skinless	1-1.5 kg/pc		12.75			14.17
1-2				12.85	14.28			
Tails, skin-on, 20% glazing	2-3		13.25	14.72	CIF	Faroe Islands		
	300-500 g/pc		7.20	8.00				
Fresh, whole	10% glazing	1000-2000		13.35	14.83	wholesale	Spain	
				19.00	21.11 +			
				15.00	16.67 +			
John Dory/ Saint Pierre/ Pez de San Pedro <i>Zeus faber</i>	Fresh - whole	2500-3000		4.55	5.06 -	China		
		1-2 kg/pc		21.00	23.33 =			
		2-3		25.00	27.78 =			
		500-1000 g/pc		16.00	17.78 -			
		1000-2000		21.39	23.77 -			
		2000-3000		21.12	23.47 ^			
	Fresh - gutted	600-800		15.68	17.42 +	Italy CPT	Italy	
		800-1000		15.78	17.53 +			
		1000-2000		16.08	17.87 +			
		> 2000		16.32	18.13 -			
		Fresh - fillets			11.00			12.22 -
Golden redfish <i>Sëbastes doré</i> <i>Gallineta dorada</i> <i>Sebastes mentella</i> <i>Sebastes marinus</i>	H&G	< 200 g/pc		1.35	1.50	Spain FOB	Mauritania/ Guinea	
		80-250		2.25	2.50 -			
		200-300		3.35	3.72 -			
		500-650		2.65	2.94			
		> 500		6.35	7.06 +			
	Fillet	80-120 g/pc		4.45	4.94	CIF	Morocco	
		100-150 g/pc		4.65	5.17			
	Fillet, skin-on	150-200		5.05	5.61	China		
		> 200		5.35	5.94			
<i>Sebastes norvegicus</i>	Block, H&G, Japanese cut	50-100 g/pc		1.55	1.72	FOB	Spain	
		100-150		1.75	1.94			
		150-200		2.05	2.28			
		200-300		2.49	2.77			
	Block, whole	400-500 g/pc		1.65	1.83			
	H&G	80-100 g/pc		2.25	2.50	Italy CPT	Norway	
150-200			2.58	2.87				
200-300			3.55	3.94				
Fresh, fillet	300-500		3.65	4.06				
	> 500		3.75	4.17				
			9.52	10.58 -				



Fish Species Trade Name	Product Form	Grading	Price per kg		Reference & Area	Origin		
			As stated	EUR USD				
GROUND FISH (cont.)						July 2023		
Alaska pollack/Lieu de l'Alaska/Colin de Alaska <i>Theragra chalcogramma</i>	Filletts, skinless, MSC certified 20 percent glaze	120-170 g/pc	3.20	3.56 ^	Spain CIF	China		
		170-230	3.20	3.56 ^				
		230-300	3.20	3.56 ^				
Common dentex/ Dentex commun Dentón <i>Dentex dentex</i>	Fresh	0.8-1 kg/pc	23.85	26.50	Italy CPT	Mauritania		
		1-2	25.00	27.78 -				
		2-3	25.00	27.78 -				
		3-5	27.62	30.69 +	Spain FOB	Guinea/Mauritania		
		5-7	29.80	33.11 +				
		225-300 g/pc	2.25	2.50				
Bogue/Boga <i>Boops boops</i>	IQF, whole	275-350	2.55	2.83	Spain ex-vessel	Spain		
		300-425	2.85	3.17				
		4-8 pc/kg	0.99	1.10 -				
Fresh	Fresh	3-6	1.05	1.17 ^	wholesale			
			0.89	0.99 -				
			1.48	1.64	Italy CPT			
FLATFISH						July 2023		
Turbot/Rodaballo <i>Psetta maxima</i>	whole, farmed	0.4-0.6 kg/pc	9.85	10.94	Spain CIF	Spain		
		0.6-0.8	9.85	10.94				
		0.8-1	9.85	10.94				
		1-1.5	9.85	10.94				
	Fresh - whole wild	Frozen, gutted, 20% glazing	0.3-0.5 kg/pc	12.25	13.61	wholesale	Netherlands (Kingdom of)	
			0.5-1	13.35	14.83			
			300-500 g/pc	8.90	9.89 -			
			400-600	10.40	11.56 -			
			600-800	10.50	11.67 -			
			800-1000	10.60	11.78 -			
			1000-2000	12.35	13.72 -			
			Fresh - whole, wild		24.00			26.67 +
			Fresh - whole, farmed		10.00			11.11 -
			Frozen		15.00			16.67 =
	Culture	600-800 g/pc	800-1000	10.19	11.32 -	Italy CPT	Spain/Portugal	
			1000-1500	9.48	10.53 +			
			1500-2000	9.10	10.11 -			
			2000-2500	9.23	10.26 -			
			2500-3000	10.11	11.23 -			
			3000-4000	13.42	14.91 +			
4000-5000			16.70	18.56 +				
Fresh - gutted, wild				13.40	14.89 -			
Fresh - fillets	Fresh - whole	0.7-1	19.95	22.17	wholesale	Netherlands (Kingdom of)		
		1-2	18.58	20.64 -				
		2-3	19.23	21.37 -				
		3-4	20.20	22.44				
		4-5	20.59	22.88				
Fresh - whole, wild	1000-2000 g/pc	2000-3000	18.50	20.56 =	France wholesale	France		
		3000-4000	20.00	22.22 =				
			26.00	28.89 =				
Sole/Sole/ Lenguado <i>Solea vulgaris</i>	Fresh - whole wild	120-175 g/pc	13.45	14.94	Spain CIF	Netherlands (Kingdom of)		
		175-200	15.10	16.78				
		160-360	10.50	11.67				
		Gutted, 20 percent glaze	110-160 g/pc	12.50			13.89 +	
			160-200	12.95			14.39 +	
			200-250	13.15			14.61 -	
			250-300	14.00			15.56 ^	
			300-350	14.85			16.50 ^	
			400-500	18.50			20.56 +	
		Gutted	160-360 g/pc	450-1000			14.48	16.09
				14.49	16.10			
	Fresh	Fresh		19.50	21.67 -	wholesale	Spain	
				13.50	15.00 +			
	Frozen	Frozen		25.00	27.78 -	Italy CPT	Netherlands (Kingdom of)	
				8.78	9.76 -			
	Fresh - gutted	Fresh - whole	5	19.34	21.49 +			
			4	23.26	25.84 +			
			3	25.23	28.03 +			
			2	13.76	15.29 ^			
			1	9.25	10.28 -			
Fresh - whole, wild	1-2		15.03	16.70 +	France wholesale	France		
			46.00	51.11 -				
			34.00	37.78 -				
			27.50	30.56 -				
		24.00	26.67 +					



Fish Species Trade Name	Product Form	Grading	Price per kg		Reference & Area	Origin	
			As stated	EUR USD			
FLATFISH							
						July 2023	
Sand sole/sole-pole Lenguado de arena <i>Solea lascaris</i>	Fresh - whole	150-300 g/pc 300-600	11.30 11.65	12.56 - 12.94 -	Italy CPT	West Africa	
Senegalese sole/sole du Sénégal Lenguado senegalés <i>Solea senegalensis</i>	Fresh - whole, farmed	300-400 g/pc	8.14	9.04		Spain	
		400-500	18.26	20.29 +			
		500-600	18.23	20.26 +			
		600-700	17.96	19.96 +			
	Frozen on board, IWP whole, frozen on land	400-500 g/pc	8.25	9.17	Spain CIF FOB	Guinea	
		19-23 cm/pc	1.45	1.61			
		15.19	1.39	1.54			
Brill/Barbue/ Remol <i>Scophthalmus rhombus</i>	whole, 30% glazing	0.3-0.5 kg/pc	6.55	7.28 -	CIF	Netherlands (Kingdom of)	
		0.5-0.8	7.55	8.39 -			
		1-2	10.80	12.00 -			
European plaice/ Plie d'Europe/ Solla europea <i>Pleuronectes platessa</i>	Fresh - whole	300-400 g/pc	5.00	5.56	Italy CPT	Netherlands FOB (for Italian market)	
		400-600	5.20	5.78			
		> 600	5.35	5.94			
	Fillet, white skin on, 30% glazing	60-120	5.70	6.33			
	Fresh - fillet	60-80 g/pc	7.76	8.62 -			
	IQF, whiteskin, 25 percent glazing IQF, skinless, 25 percent glazing	N. 2	9.90	11.00 =			
		N. 2	10.55	11.72 =			
European Flounder/ Flet d'Europe/ Platija europea <i>Platichthys flesus</i> <i>Scophthalmus rhombus</i>	Fresh - whole Fresh - gutted	500-1000 g/pc	13.79	15.32	Italy CPT		
		600-1000 g/pc	16.69	18.54 +			
		1000-2000	18.60	20.67 +			
		2000-3000	18.60	20.67			
Megrims/ Cardine/ Gallo <i>Lepidorhombus spp</i>	Whole	< 150 g/pc	2.25	2.50	Spain FOB	Spain	
		150-200	2.75	3.06			
		350-600	3.75	4.17			
		400-500	4.95	5.50			
		500-1000	4.48	4.98			
TUNA/BILLFISHES							
						July 2023	
Tuna/Thon/Atún for canning	Skipjack - whole		1.83	2.03 =	Bangkok CFR FOB	Western/Central Pacific Ocean	
			1.83	2.03			
				1.71	1.90 +	Ecuador ex-vessel	Eastern Tropical Pacific Ocean
		Yellowfin - whole		2.12	2.35 -		
				1.63	1.81 =	Seychelles FOB	Indian Ocean
		Yellowfin - whole		2.35	2.61 -		
				1.60	1.78 -	Abidjan ex-vessel	Atlantic Ocean
		Yellowfin - whole	> 10 kg	2.35	2.61 -		
				1.90	2.11 -	Spain CFR	Various origins
		Yellowfin - whole	1.8-3.4 kg/pc	1.90	2.11 -		
				2.40	2.67 -	Tunisia CFR	Seychelles (Korean vessel)
		Skipjack	> 1.8 kg/pc	1.35	1.50		
				7.93	8.80	Europe CFR	India
		Yellowfin - pre-cooked loins	double cleaned	7.93	8.80		
				5.86	6.50		various origins
		Skipjack - pre-cooked loins	single cleaned	5.86	6.50		
				6.00	6.67 -		
Skipjack - cooked & cleaned loins - vacuum packed	double cleaned	6.00	6.67 -				
for direct consumption	Albacore - whole H&G Yellowfin - H&G	< 15 kg/pc	5.00	5.56 +	Spain wholesale FOB	Atlantic	
		< 15	3.10	3.44 -			
		< 25 kg/pc	4.25	4.72 =			
		> 20	4.65	5.17 =			
		25-50	4.65	5.17 =			
		50-100	4.60	5.11 -			
		> 100	4.45	4.94 =			
		Skipjack - cooked loins	single cleaned	4.14			4.60
		Bigeye - frozen loins		6.40			7.10
		Bigeye - H&G	< 25 kg/pc	4.25			4.72 =
			> 20	4.65			5.17 =
			25-50	4.65			5.17 =
			50-100	4.60			5.11 -
			> 100	4.45			4.94 =
		Bluefin, H&G skin-on	50-100	4.85			5.39 ^
			> 100	4.85			5.39 ^
		Yellowfin - whole	> 30	1.94			2.15
Yellowfin, fresh - gutted	30-50 kg/pc > 50	30-50 kg/pc	9.50	10.56	Italy CPT	Spain	
		> 50	9.57	10.63			
		20-30 kg/pc	15.00	16.67			
Bluefin	30-50 > 50	30-50	15.00	16.67		Italy	
		> 50	15.00	16.67			
		6 oz/pc	9.20	10.21			
Yellowfin - Steaks	6 oz/pc	9.20	10.21	United States of America CIF	Costa Rica		
Yellowfin - Loins		8.68	9.63		Panama		



Fish Species Trade Name	Product Form	Grading	Price per kg			Reference & Area	Origin	
			As stated	EUR	USD			
SWORDFISH							July 2023	
Swordfish/Espadon/ Pez espada <i>Xiphias gladius</i>	Fresh - whole	< 12 kg/pc		3.00	3.33 -	Spain wholesale	Atlantic Ocean	
		> 25		25.00	27.78 =			
		average		22.00	24.44 +			
	whole	< 12 kg/pc		3.50	3.89 =	FOB		
		> 25		22.00	24.44 +			
		average		14.00	15.56 +			
	H&G, skin-on	< 10 kg/pc		5.98	6.64 +	France wholesale		
		10-30		6.15	6.83 -			
		30-50		6.95	7.72 =			
		50-70		6.68	7.42 -			
70-100			6.50	7.22 +				
100-175			5.55	6.17 =				
> 150		5.35	5.94 -					
Fresh - whole			11.67	12.97 -	Italy CPT			
Fresh - slice			12.25	13.61 +				
Fresh - slice, with bone, yellow			10.07	11.19 +				
Fresh- whole			12.00	13.33 =				
Frozen- fillet, vacuum			9.00	10.00 =		Spain		
SMALL PELAGICS							July 2023	
Mackerel/Maquereau/ Caballa <i>Scomber scombrus</i>	Fresh - whole			3.10	3.44 +	Italy CPT	France	
	Fresh - whole	4-6 pc/kg		3.30	3.67 +			
	Fresh - fillet, butterfly cut			6.42	7.13 +			
	Fresh	Small		1.00	1.11 =	Spain wholesale	Spain	
		Large		7.50	8.33 -			
		Average		5.50	6.11 +			
	IQF Whole	2-3 pc/kg		1.55	1.72	FOB		
		3-4		1.39	1.54			
	Blockfrozen	300-500 g/pc		1.69	1.88			
	IQF, Fillets 10% glaze	200-300		3.25	3.61 -			
250-350 g/pc			1.75	1.94				
Whole, 5 kg box whole	900 g/pc	GBP	3.20	3.68	United Kingdom retail	UK		
		GBP	6.67	7.66				
		GBP	29.94	34.41				
Fresh, fillets	8-14 pc/kg		0.78	0.87	Spain FOB	Morocco		
	16-20		0.85	0.94				
	3-6		1.28	1.42				
	Fillets	100-200 g/pc		3.65			4.06	
	IQF, 2 percent glazing	80-120 g/pc		3.15			3.50	
	IQF, wrapped	> 1 kg		1.65		1.83	Namibia	
Horse Mackerel/ Chincard/ Jurel <i>Trachurus spp</i>	Whole	> 24 cm/pc		1.23	1.37	Morocco FOB for European market	Morocco	
	Fresh	Small		0.30	0.33 -	Spain wholesale	Spain	
		Large		6.00	6.67 +			
		Average		2.50	2.78 +			
	IQF	100-300 g/pc		0.95	1.06	FOB	Guinea	
		200-300		1.58	1.76			
		300-750		2.15	2.39 +			
		500-1000		2.25	2.50 =			
		700-1200		1.55	1.72			
	Blockfrozen	300-450		1.58	1.76		Senegal	
		IQF	2-3 pc/kg		1.65	1.83 -	Spain	
	1-3			1.88	2.09			
	2-4			1.65	1.83 +			
	3-5			1.45	1.61 -			
	4-6			1.39	1.54 +			
	5-7			1.37	1.52 +			
	6-8			1.37	1.52 +			
	9-12			1.33	1.48 +			
10-25			1.09	1.21				
Block frozen	100-300 g/pc		1.05	1.17	Mauritania			
	200-350		1.30	1.44				
	250-350		1.85	2.06				
	300-600		1.45	1.61				
	300-500		1.59	1.77				
	500-1000		1.65	1.83				
Fresh			1.00	1.11				
Chub mackerel/Maquereau español/ Estornino <i>Scomber japonicus</i>	Block frozen	8-14 pc/kg		0.82	0.91		Morocco	
		> 500 g/pc		1.18	1.43 ^		Peru	
	Fillets, skin-on	50-150 g/pc		2.27	2.75	Netherlands CIF	Ecuador	
Herring/Hareng/Arenque <i>Clupeidae</i>	Fresh - fillets			3.31	3.68	Italy CPT	Denmark	
	Salted - fillets			3.20	3.56 =	France wholesale	Europe	
				6.30	7.00 =		France	
	Smoked - fillets			11.00	12.22 =			
	Smoked - fillets, vacuum packed			10.00	11.11 =			
		70-100 g/pc	PLN	1.69	0.38	0.42	Poland FOB	Baltic



Fish Species Trade Name	Product Form	Grading	Price per kg			Reference & Area	Origin		
			As stated	EUR	USD				
SMALL PELAGICS (cont.)									
July 2023									
Sardine/Sardine/Sardina <i>Sardina pilchardus</i>	Fresh - whole			2.28	2.53 +	Italy CPT	Morocco		
	Frozen - whole			1.59	1.77				
	Fresh - fillet			5.27	5.86 +				
	Block, whole	IQF	12-16 cm/pc		1.23	1.37	Spain FOB		
			13-18		1.20	1.33			
			9-15 pc/kg		1.18	1.31 -			
			8-14		1.15	1.28			
			10-16		1.18	1.31 =			
			20-26		1.19	1.32 ^			
	Fillet	Fresh	30-50 g/pc		2.65	2.94 =	wholesale		
				3.50	3.89 =				
Frozen - whole	Fresh - gutted		GBP	5.40	6.21	United Kingdom	Portugal		
			GBP	6.00	6.90			7.69	retail
Fresh - whole	Fresh - butterfly cut			2.90	3.22 =	France - wholesale	France		
				8.20	9.11 =				
Anchovy/Anchois/ Boquerón <i>Engraulis encrasicolus</i>	Fresh			3.20	3.56	Italy CPT	Italy		
	Fresh			1.50	1.67 -				
	Fresh				4.50	5.00 +	Spain - wholesale	France	
					5.80	6.44 +			
					5.00	5.56 +			
	Fresh	Blockfrozen	30-32 pc/kg		1.95	2.17	FOB		
			41-45		2.15	2.39			
			46-50		2.19	2.43 +			
			50-55		1.65	1.83			
			55-60		1.55	1.72			
IQF, fillets		40-70 g/pc		4.35	4.83		Morocco		
CEPHALOPODS									
July 2023									
Squid/Encornet/Calamar <i>Loligo spp.</i>	Whole	S (< 18 cm)		11.50	12.78	Italy CIF	South Africa		
		M (18-25)		12.00	13.33				
		L (25-30)		12.50	13.89				
		XL (>30)		12.50	13.89				
		S (< 18 cm)		12.45	13.83				
	<i>Loligo vulgaris</i>	Fresh - whole	100-300 g/pc		15.99	17.77 -	Italy CPT	Croatia	
			300-500		15.61	17.34 -			
			400-600		15.51	17.23 -			
			500-1000		16.32	18.13			
			Grade A	< 3 pc/kg		6.13			6.80
	3-6		5.86	6.50					
	6-10		5.41	6.00					
	10-20		5.32	5.90					
	Fresh - whole	Small			24.00	26.67 =	France - wholesale	France	
			Medium		23.00	25.56 =			
		Frozen	200-300 g/pc	200-300		14.00	15.56 -	Spain wholesale	Spain
				300-400		12.55	13.94		
				400-600		13.45	14.94		
> 1000				14.55	16.17				
<i>Loligo gahi</i>	Whole	8-10 cm/pc		3.88	4.31	Spain FOB	Morocco		
		9-12		4.39	4.88				
<i>Illex argentinus</i>	Whole	15-18 cm/pc		2.65	2.94	Italy CPT	Argentina		
		18-22		2.95	3.28				
				3.01	3.34 -				
	Whole	100-200 g/pc			3.98	4.42	Italy CPT	Argentina	
					3.98	4.42			
<i>Illex illecebrosus</i>	Whole	1		7.00	7.78 -	Spain wholesale	Falkland/Malvinas Islands		
		2		7.00	7.78 -				
		3		7.00	7.78 -				
		4		7.00	7.78 -				
		Whole, round	100-200 g/pc		2.61			2.90	Argentina FOB
<i>Illex illecebrosus</i>	Blockfrozen	200-300 g/pc		3.14	3.48 ^	Uruguay FOB			
		300-500		3.32	3.68 ^				
		> 500		3.50	3.88 ^				
		9-16 cm/pc		2.38	2.64			Spain FOB	Spain
165-335 g/pc		2.57	2.86						
200-350		1.65	1.83						
<i>Todarodes sagittatus</i>	Block, frozen on board	> 20 cm/pc		2.15	2.39	Spain FOB	Mauritania		
		9-14 cm/pc		2.10	2.33				
		12-18		1.95	2.17				
		25-30		2.25	2.50				
		Whole			7.75			8.61 +	wholesale
<i>Uroteuthis duvauceli</i>			8.75	9.72 -					
<i>Doryteuthis pealeii</i>			6.50	7.22 =					
<i>Doryteuthis opalescens</i>						United States of America			



Fish Species Trade Name	Product Form	Grading	Price per kg		Reference & Area	Origin		
			As stated	EUR USD				
CEPHALOPODS (cont.)								
						July 2023		
Octopus/Poulpe/Pulpo <i>Octopus vulgaris</i>	Sushi slice	7 g/pc	14.86	16.50 =	Europe CFR	Indonesia		
	100% net weight	9	15.32	17.00 =				
	boiled cut		8.56	9.50 =				
	Flower type	1-2 kg/pc	5.41	6.00 =	Italy CPT	Italy		
	90% net weight	>2	6.76	7.50 =		Spain		
	Fresh	1-2		8.40		9.33	Morocco	
		1-2		9.45		10.50 -		
	Frozen	T3		14.90		16.56		
		T4		13.63		15.14		
		T5		13.39		14.88		
		T6		10.45		11.61		
		T1		16.65		18.50		
		T2		16.65		18.50		
		T3		15.85	17.61			
		T4		13.35	14.83			
	T5		11.98	13.31				
	T6		10.45	11.61				
	T7		6.55	7.28				
	T8		6.55	7.28				
	Uncleaned	T3		7.99	8.88 -	Spain FOB	Mauritania/Senegal Guinea	
	T4		12.99	14.43 -				
	T5		11.25	12.50 -				
	T6		7.35	8.17				
Frozen on board	T1		12.50	13.89	CIF			
	T2		12.50	13.89				
	T3		12.00	13.33				
	T4		10.50	11.67				
	T5		10.98	12.20				
	T6		9.87	10.97				
	T7		8.75	9.72				
	T8		6.50	7.22 -				
	T9		6.97	7.74				
	T10		6.97	7.74				
Frozen, Galizian style			18.00	20.00 -	wholesale	Thailand		
Fresh			6.50	7.22 +				
Frozen			6.75	7.50 +				
Octopus/Poulpe/Pulpo <i>Octopus vulgaris</i>	Gutted block	300-500 g/pc	7.03	7.80	Italy/Portugal Spain CIF	Yemen		
		500-1000	7.03	7.80				
		1000-2000	0.72	0.80				
	Flower	300-500 g/pc	7.21	8.00				
		500-1000	7.21	8.00				
		1000-2000	7.21	8.00				
Fresh		9.50	10.56 -	France wholesale	Europe			
Frozen		14.00	15.56 =					
<i>Eledone moschata</i>	Fresh - whole	Mixed	3.75	4.17 +	Italy CPT	Croatia		
<i>Eledone cirrhosa</i>	Cleaned, block	100-150 g/pc	3.38	3.76	Spain FOB	Spain		
		200-400	4.55	5.06				
Cuttlefish/Seiche/ Sepia <i>Sepia spp.</i>	Frozen at land- whole block Grade A	100-200 g/pc	5.23	5.80	Egypt/Thailand CIF Malaysia CIF	Yemen		
		200-300	5.23	5.80				
		>300	5.23	5.80				
	FAS - whole block	100-200 g/pc	4.01	4.45	Portugal/Greece Spain CIF			
		200-300 g/pc	4.65	5.16				
		300-500	4.83	5.36				
		> 500	5.01	5.56				
	not cleaned	0.3-0.6 kg/pc		5.15	5.72 -	Spain FOB	Morocco	
		0.6-0.9		5.15	5.72 -			
		0.9-1.2		4.85	5.39 -			
		1.2-2		4.98	5.53 -			
		2-3		4.85	5.39 -			
		3-4		4.98	5.53 -			
		IQF, cleaned	100-200 g/pc		8.55			9.50
			200-400		8.55			9.50
			400-600		8.55			9.50
			600-800		7.65			8.50
	800-1000			7.65	8.50			
	1000-2000			8.85	9.83			
	Frozen			8.75	9.72 -	wholesale	Senegal	
Fresh			9.50	10.56 +	Morocco			
Fresh			18.50	20.56 =	France - wholesale	France		
Frozen			10.00	11.11 =				
Fresh	100-200 g/pc		7.24	8.04	Italy CPT	Spain		
	100-300		5.03	5.59 -		Morocco		
	300-500		6.56	7.29 -				
	500-1000		7.08	7.87 +				
	> 1000		7.89	8.77 +				
			9.08	10.09 -				
					Italy			



Fish Species Trade Name	Product Form	Grading	Price per kg			Reference & Area	Origin		
			As stated	EUR	USD				
CRUSTACEANS									
July 2023									
Whiteleg shrimp/ Crevette pattes blanches/Camarón patiblanco <i>Penaeus vannamei</i>	PD, chemical treatment 100% net weight treated with non-phosphate	31-40 pc/lb		7.93	8.80	Europe CFR	Indonesia		
		41-50		6.98	7.75				
		51-60		6.67	7.40				
		61-70		6.67	7.40				
		71-90		6.53	7.25				
	tails	21-25 pc/kg			7.90	8.78	Italy CPT	Ecuador	
		26-30			7.39	8.21			
		31-40			6.89	7.66			
		41-50			6.25	6.94			
		51-60			5.41	6.01			
	cooked and peeled	21-25 pc/kg			7.95	8.83			
		26-30			7.96	8.84			
		31-35			6.70	7.44			
		36-40			6.70	7.44			
		41-50			6.70	7.44			
	Head-on	26-30 pc/kg		GBP	16.25	18.68	20.83	United Kingdom	India
		20-30 pc/kg		GBP	13.50	15.52	17.31		
Frozen	30-40 pc/kg			6.50	7.22	Spain wholesale FOB	Ecuador		
				6.50	7.07				
				5.65	6.28				
frozen, headless	30-40 pc/kg			11.42	12.68	United States of America CIF	Peru		
				4.41	4.90				
				3.78	4.20				
Cooked and peeled	26-30 pc/lb			7.55	8.38		India		
				13.23	14.69				
				13.23	14.69				
Argentine red shrimp/ Salicouque rouge d'Argentine/ Camarón langostin argentino <i>Pleoticus muelleri</i>	Head-on, shell-on	10-20 pc/kg		8.00	8.89	Spain EXW	Argentina		
		20-30		7.30	8.11				
		30-40		7.20	8.00				
		40-60		7.00	7.78				
	frozen on board	10-20 pc/kg			7.35	8.17	FOB		
		20-30			6.99	7.77			
		31-50			9.45	10.50			
		51-100			9.35	10.39			
	Headless, shell-on	16-20 pc/lb			8.35	9.27	United States of America CIF		
		21-25			11.82	13.12			
		26-30			8.56	9.50			
31-41				10.14	11.25				
Giant tiger prawn/ Crevette géante tigrée/ Langostino tigre <i>Penaeus monodon</i>	Farmed, organic, cooked	20-30 pc/kg		30.00	33.33	France wholesale	Madagascar		
		30-40		26.00	28.89				
		40-50		24.00	26.67				
	Raw peeled and deveined, 20 percent glazing	6-8 pc/lb			13.33	14.80	Spain FOB	India	
					9.64	10.70			
					8.47	9.40			
					7.16	7.95			
					6.71	7.45			
					6.22	6.90			
	Head-on	8-12 pc/lb			5.77	6.40	United Kingdom	Bangladesh	
				5.54	6.15				
			GBP	20.00	22.99	25.64	retail		



Fish Species Trade Name	Product Form	Grading	Price per kg		Reference & Area	Origin				
			As stated	EUR USD						
CRUSTACEANS (cont.)										
July 2023										
Norway lobster/ Langoustine/Cigala <i>Nephrops norvegicus</i>	IQF whole	2-4 pc/kg		41.00	45.56	Spain FOB	Spain			
		5-10		29.75	33.06					
	male	10-15		26.75	29.72					
		15-20		19.55	21.72					
		20-30		15.50	17.22					
		10-15		21.80	24.22					
		15-20		17.85	19.83					
		20-30		13.75	15.28					
	female	30-40		6.85	7.61 -					
		40-50		6.75	7.50					
		IQF whole	2-4 pc/kg		41.00			45.56	CIF	Denmark
			4-7		31.65			35.17		
	7-9			31.45	34.94					
	Fresh			32.00	35.56 =			wholesale		
Frozen			12.00	13.33 -						
Fresh	6-16 pc/kg	16-20		27.00	30.00 =	France wholesale				
		20-30		15.50	17.22 =					
		30-40		13.50	15.00 =					
				9.50	10.56 =					
Whole, 30 percent glazing Fresh	11-15			13.22	14.69	Italy CIF CPT				
		6-9 pc/kg		26.13	29.03 +					
		11-15		16.12	17.91 -					
		16-20		11.57	12.86 -					
	Alive	21-30		8.95	9.94 -					
		31-40		6.02	6.69 -					
		41-51		5.90	6.56					
		8-15		36.00	40.00 ^					
		16-25		28.00	31.11 ^					
		25-35		21.00	23.33 ^					
Andaman lobster/Langoustine Andamane/Cigala de Andamán <i>Metanephrops andamanicus</i>	IQF	6-10 pc/kg		34.95	38.83	Spain FOB	Mozambique			
		11-15		30.50	33.89					
		16-20		23.95	26.61					
European lobster/ Homard européen/ Bogavante <i>Homarus gammarus</i>	Live - bulk	400-600 g/pc		32.00	35.56 =	France wholesale	Ireland			
		400-600		32.00	35.56 -					
	Live		27.98	31.09	auction	France				
		400-600 gpc		23.80			26.44 -	Italy CPT	Europe	
		600-800		21.82			24.24 -			
		800-1000		23.81			26.46 -			
> 1000		25.85	28.72 -							
> 2000		39.91	44.34							
American lobster/ Homard américain/ Langosta americana <i>Homarus americanus</i>	Live	400-600 g/pc		28.00	31.11 =	France wholesale	Canada			
		3 kg/pc		26.06	28.96 -					
		3-5		25.44	28.27 -					
		> 5		17.35	19.28					
	Frozen		8.00	8.89	United Kingdom retail	Canada				
		Live	600-700 g/pc	GBP 41.54			47.75	53.25		
	Meat, cooked	1000		GBP 37.50	43.10	48.08	United States of America CIF			
					43.69	48.50 ^				
Scalloped spiny lobster/ Langouste festonnée/ Langosta festoneada <i>Panulirus homarus</i>	Whole	70-100 g/pc		9.91	11.00	Taiwan (Province of China)/ Saudi Arabia CIF	Yemen			
		100-150		12.39	13.75 =					
		150-200		15.99	17.75 =					
		> 200		17.79	19.75 +					
		70-100 g/pc		10.63	11.80					
		200-250		19.37	21.50					
	Panulirus spp.	Fresh	250-300		19.82	22.00	Italy CIF			
			300-350		20.72	23.00				
		> 350		20.72	23.00					
		Fresh		30.00	33.33 =					
Frozen		24.00	26.67 +	Spain wholesale	Cuba					
	Tails		45.00			50.00 =				
Whole		50.50	56.11	United States of America CIF	Spain					
Arabian whip lobster/ Langouste fouet arabe/ Langosta de fusta arabica <i>Puerulus sewelli</i>		SS		6.76	7.50	Italy CIF	Yemen			
		S		11.26	12.50					
		M		13.06	14.50					
		L		13.96	15.50					
Edible crab/Tourteau/ Buey de mar <i>Cancer pagurus</i>	Live, bulk	T2 (13-16 cm)		10.00	11.11	France auction wholesale	France			
				10.50	11.67 =					
				12.99	14.43 +					
	Whole, female	600-800 g/pc		8.85	9.83	Spain FOB	Spain			
Fresh		6.20	6.89 -	Italy CPT	United Kingdom					
female	800-1200 g/pc		6.10			6.78 -				
Claws			6.06	6.73 -						



Fish Species Trade Name	Product Form	Grading	Price per kg			Reference & Area	Origin
			As stated	EUR	USD		
CRUSTACEANS (cont.)							44958.00
Blue swimming crab Étrille bleue Jaiba azul <i>Portunus pelagicus</i>		5-7 pc/kg 50-100 100-150 > 150	3.47 3.47 3.47 3.47	3.85 3.85 3.85 3.85		France CIF	Yemen
Snow crab/ Crabes des neiges/ Cangrejo de las nieves <i>Chionoecetes opilio</i>	Legs Claws Sections Claws		9.10 35.59 8.94 13.51	10.10 39.50 9.92 15.00		United States of America CIF	Canada China Argentina
Southern king crab/ Crabe royal de Patagonie Centolla patagónica <i>Lithodes santolla</i>		S M L Legs, Claws	42.40 43.43 44.47 16.22	47.06 48.21 49.36 18.00			
BIVALVES							July 2023
Oyster/Huitre/Ostra <i>Crassostrea gigas</i> <i>Ostrea edulis</i>	Live	60-100 g/pc 80-95 g/pc 95-110 G2 (100 units) M3 (100 units) N3	11.40 17.36 18.50 110.00 115.00 10.50	12.67 19.29 20.56 122.22 = 127.78 = 11.67		Spain CIF wholesale France wholesale retail	Netherlands France
Mussel/Moule/Mejillón <i>Mytilus edulis</i> <i>Mytilus galloprovincialis</i>	Live - Bottom mussel Live IQF IQF half shell Live Frozen Live	Bulk 60-80 pc/kg 40-60 pc/kg 40-50	2.55 4.50 6.19 2.55 7.75	2.83 = 3.22 = 5.00 = 6.88 = 2.83 8.61		wholesale retail Spain FOB wholesale CIF	Netherlands Spain/Italy France Netherlands Italy
<i>Mytilus chilensis</i>	Live IQF - shell-off, 7 percent glazing	> 100 pc/kg 200-300 pc/kg	4.20 2.62 4.80	4.67 = 2.91 = 5.33 =		Italy CPT CIF	Sardinia Chile
<i>Perna canaliculus</i> <i>Mytilus galloprovincialis</i>	Mussel meat IQF, Half shell Whole, vacuum packed 800 g pack, half shell Alive		2.75 4.14 1.99 14.06 5.99	3.05 4.60 2.21 16.16 6.89	18.03 7.68	Spain CIF United Kingdom retail	New Zealand UK (Scotland)
Razor shell/Couteau/ Navaja - <i>Solenidae</i>	Fresh Live, depurated Live	S M 10-12 cm/pc	10.50 18.50 4.20 4.50 3.77 4.30	11.67 20.56 4.67 5.00 = 4.19 + 4.78 =		Spain CIF wholesale Italy CPT France wholesale	Ireland Netherlands Europe Italy Imported
Great Atlantic scallop/ Coquille-St- Jacques/ Vieira <i>Pecten maximus</i>	Fresh, meat, roe-on Fresh, meat, roe-off Frozen, meat, roe-on Frozen, meat, roe-off IQF, whole Frozen, half shelf Meat, 15% glazing Fresh Frozen - whole Fresh Frozen, half shelf Fresh, meat Frozen, whole	3-5 pc/kg 4-6 10-12 20-24	5.89 4.65 10.75 22.85 16.00 3.64 5.20 9.78 52.92 15.75	6.54 5.17 11.94 25.39 17.78 = 4.04 5.78 + 10.87 + 60.82 67.84 17.50		Spain FOB wholesale Italy CPT United Kingdom retail United States of America CIF	Spain Imported UK France
Japanese carpet shell/ Palourde japonaise/ Almeja japonesa <i>Ruditapes philippinarum</i>	Live		8.32 7.00	9.24 = 7.78 =		Italy CPT Spain wholesale	Italy Spain



Fish Species Trade Name	Product Form	Grading	Price per kg			Reference & Area	Origin		
			As stated	EUR	USD				
SALMON									
July 2023									
Atlantic salmon/ Saumon de l'Atlantique/ Salmón del Atlántico <i>Salmo salar</i>	Fresh - gutted, head-on	2-3 kg/pc		11.30	12.56 =	France wholesale	Norway		
		3-4		11.80	13.11 =				
		4-5		12.40	13.78 =				
		5-6		12.40	13.78 =				
		6-7		12.60	14.00 =				
	Fresh - label rouge frozen, wild	2-3 kg/pc		12.50	13.89 =	Scotland			
		2-3		13.50	15.00 =				
	Smoked - Fillet, vacuum reconstituted sides	1-2 kg/pc		37.00	41.11 =				
	Fresh - Fillet	3-4 kg/pc		19.70	21.89 =		EU		
	Smoked - Fillet, vacuum reconstituted sides	1-2 kg/pc		35.00	38.89 =		Norway		
	Fresh - gutted, head-on	1-2 kg/pc	NOK	53.01	4.73	5.26 -	Norway FOB	Norway	
		2-3	NOK	69.83	6.23	6.93 -			
		3-4	NOK	85.78	7.65	8.52 -			
		4-5	NOK	95.42	8.51	9.48 +			
		5-6	NOK	107.90	9.63	10.71 +			
		6-7	NOK	124.08	11.07	12.32 +			
		7-8	NOK	131.15	11.70	13.02 +			
		8-9	NOK	133.45	11.90	13.25 +			
		> 9	NOK	133.10	11.87	13.22 +			
		Fresh fillet			16.00	17.78 -			Spain wholesale
Smoked fillet				25.00	27.78 -				
Fresh				10.80	12.00 +				
		Frozen		8.00	8.89 +				
Fillet, skin-on, 10%	700-1000 g/pc		11.65	12.94 -	CIF				
	1000-1400		12.50	13.89 -					
	1400-1800		12.70	14.11 -					
	1800-2400		12.99	14.43 -					
guttet, head-on	4-5 kg/pc		8.75	9.72	Tunisia CFR				
Fresh - Whole - Superior	1-2 kg/pc		4.86	5.40 -	Italy CPT				
	2-3		6.82	7.58 -					
	3-4		8.44	9.38 -					
	4-5		8.34	9.27 -					
	5-6		8.20	9.11 -					
	6-7		9.90	11.00 -					
	7-8		9.47	10.52 -					
	8-9		10.08	11.20 -					
	9-10		10.18	11.31 -					
IQF portion, 10% glazing	100-150 g/pc		15.40	17.11 +		Denmark			
Chum salmon/Saumon chien/ Keta <i>Oncorhynchus keta</i>	H&G IQF			3.24	3.60 ^	Europe CIF	United States of America		
TROUT									
July 2023									
Rainbow trout/ Truite arc-en-ciel/ Trucha arco iris <i>Oncorhynchus mykiss</i>	Fresh - whole			7.90	8.78 =	France wholesale	France		
		Fillet			11.20			12.44 =	
		Fillet, smoked			20.00			22.22 =	
	Whole, gutted, bulk				12.90	14.33 -	Retail		
	Fresh - whole				5.00	5.56 =	Spain wholesale	Spain	
		Fresh - filets			5.40	6.00 +			
	Fresh - whole				5.70	6.33 =	Italy CPT	Italy	
		Fresh, Fillets - skin-on			11.00	12.22 =			
		Fresh, Fillets - skinless			11.50	12.78 =			
H&G	300-500 g/pc			6.70	7.44 =				
Fresh, whole guttet scaled and gutted	600-800 g/pc	GBP	9.83	11.30	12.61	United Kingdom retail	Denmark		
	500	GBP	10.50	12.07	13.46				
	300	GBP	16.50	18.97	21.15				



Fish Species Trade Name	Product Form	Grading	Price per kg		Reference & Area	Origin		
			As stated	EUR USD				
FRESHWATER FISH								
						July 2023		
Arctic char/Omble-chevalier/ Trucha alpina <i>Salvelinus alpinus</i>	Fresh- whole		12.30	13.67 =	France wholesale	Europe		
Nile perch/Perche du Nil/Perca del Nilo <i>Lates niloticus</i>	Fresh, whole	2000-4000 g/pc	3.76	4.18 -	Italy FCA	Tanzania		
	Fresh - fillets		4.13	4.59 -				
	Fresh - fillets Fillets		14.99	16.66 +	retail			
Pike perch/Sandre/ Lucioperca <i>Sander lucioperca</i>	Fillet - skinless, PBI, IWP	500-1000 g/pc	5.81	6.45	CFR			
	Fresh- whole Fillet	Average size	13.30	14.78 =	France wholesale	Europe		
Nile Tilapia/Tilapia du Nil/Tilapia del Nilo <i>Oreochromis niloticus</i>	Fillet - skinless, 20% glazing	70-140 g/pc	3.95	4.39 -	Spain CFR	China		
	Fillet	140-200	4.05	4.50 -				
Pangasius <i>Pangasius hypophthalmus</i>	Fillet, thawed	3-5 oz/pc	5.10	5.67	United States of America CIF	Viet Nam		
	Fillet				Italy CIF			
	Fresh, fillet		5.70	6.33 +	Spain wholesale			
	Fillet	120-170 g/pc	3.00	3.33 =	CIF			
	Fillet	170-230	3.15	3.50 -				
	interleaved	170-230	2.90	3.22 -				
			4.15	4.61 =				
NON-TRADITIONAL SPECIES								
						July 2023		
Sturgeon/Esturgeon/ Esturione <i>Acipenseridae</i> <i>A. baeri</i>	Frozen - Whole	1.5-2 kg/pc	7.50	8.33 =	France CIF	France		
	Gutted	5-7 kg/pc	10.50	11.67 =				
	Fillets	200-300 g/pc	16.00	17.78 =				
		800-1000	16.00	17.78 =				
	Caviar (Aquitaine) metal boxes		1.400	1.556 =				
European eel/Anguille d'Europe/ Anguilla europea <i>Anguilla anguilla</i>	Smoked	Medium	47.00	52.22 =	wholesale	Europe		
	Fresh		20.00	22.22 +	Italy CPT			
Common dentex/ Denté commun Denton <i>Dentex dentex</i>	Fresh - whole	225-300 g/pc 275-350	2.25	2.50	Spain FOB	Mauritania		
Dusky grouper Mérrou noir/Mero moreno <i>Epinephelus marginatus</i>	Fresh - whole	1-2 kg/pc	10.90	12.11 -	Italy CPT	Senegal		
		2-4	10.35	11.50 -				
		4-7	9.56	10.62 -				
		7-10	8.76	9.73 -				
		10-20	7.54	8.38 -				
White grouper/ Merou blanc/Cherna de ley <i>Epinephelus aeneus</i>	Gutted	2-3 kg/pc	4.73	5.25	CIF	Yemen		
		3-5	4.73	5.25				
		5-10	4.73	5.25				
	1-2 kg/pc	2-4	9.49	10.54	CPT			
		2-4	9.29	10.32				
		4-7	9.15	10.17				
		7-10	8.75	9.72				
0.5-1 kg/pc	8.98	9.98	Spain FOB	Gambia				
> 2	9.25	10.28						
Small-scale grouper Mérrou petites écailles Mero escamoso <i>Epinephelus polytepis</i>		3-5 kg/pc	4.68	5.20 =	Italy CIF	Yemen		
		5-8	4.68	5.20 =				
		8-12	4.91	5.45				
		2-3 kg/pc	4.68	5.20 -	France CIF			
		3-5	4.68	5.20 -				
5-8	4.68	5.20 -						
White-blotched grouper/ Mérrou plate grise Mero de lunares <i>Epinephelus multinotatus</i>	H&G	3-5 kg/pc	6.49	7.20	Spain CIF			
		5-8	6.49	7.20				
		5-10	6.49	7.20				
		>10	6.49	7.20				
Spangled emperor/ Empereur moris/ Emperador relámpago <i>Lethrinus nebulosus</i>	H&G	3-5 kg/pc	4.50	5.00	France CIF			
		Gutted, scales off	3-5 kg/pc	4.10			4.55 =	Italy CIF
	Whole	1-2	2.88	3.20				
		2-3	4.10	4.55 =				
		1-2	2.66	2.95 ^				
	Headless, gutted	2-3	2.66	2.95 ^				
		3-5	4.59	5.10 =			France CIF	
5-10		4.59	5.10 =					
Mahi mahi/Dorado/ Dorado <i>Coryphaena hippurus</i>	Gutted, skinless		2.66	2.95	Europe CIF	Mozambique		
		Fresh, gutted		8.63			9.59 +	Italy CPT
		Fresh, fillets		13.09			14.54 ^	
	Portions	4-6 oz/pc	11.12	12.35	United States of America CIF	Oman		
		2-4	3.15	3.50 ^		Costa Rica		
		6	5.45	6.05 ^				
		6-8	12.31	13.67		Ecuador		
Fresh, fillets		2.65	2.94	Spain FOB	Spain			
H&G, headless	< 20 kg/pc	4.85	5.39 =					



Fish Species Trade Name	Product Form	Grading	Price per kg		Reference & Area	Origin	
			As stated	EUR USD			
NON-TRADITIONAL SPECIES (cont.)							
						July 2023	
Red pandora/ Pageot à tache rouge/ Breca chata <i>Pagellus bellottii</i>	Whole, blockfrozen	< 250 g/pc	1.59	1.77	Spain FOB	Spain	
		200-350	2.38	2.64			
		300-500 g/pc	1.94	2.15	Italy CFR	Yemen	
	Whole	500-1500 g/pc	2.03	2.25 ^	France CFR		
> 1500	2.03	2.25 ^					
Blue shark/ Peau bleue/Tiburón azul <i>Prionace glauca</i>	H&G, skin-on	< 4 kg/pc	2.05	2.28	Spain FOB	Spain	
		4-7	2.05	2.28			
		7-12	2.28	2.53			
		12-20	1.98	2.20			
		> 20	1.98	2.20			
	H&G, skinless	< 4 kg/pc	2.97	3.30			
		4-7	2.97	3.30			
		7-12	2.98	3.31			
		12-20	2.56	2.84			
		> 20	2.52	2.80			
Mako shark/Taupe bleue Marrajo dientuso <i>Isurus oxyrinchus</i>		< 10 kg/pc	3.95	4.39 -			
		10-30	5.55	6.17 -			
		30-50	5.65	6.28 =			
		50-100	3.98	4.42 -			
		> 100	2.95	3.28 -			
Black marlin/Makaire noir/ Marlin negro <i>Makaira nigricans</i>	H&G, skin-on	< 80 kg/pc	5.80	6.44 +			
		> 80	5.85	6.50 +			
		Blue marlin/Makaire bleu/ Marlin azul <i>Makaira indica</i>	< 80 kg/pc	5.80			6.44 +
			> 80	5.85			6.50 +
Thornback ray/ Raie bouclée Raya de clavos <i>Raja clavata</i>	Fresh, wings	300-500 g/pc	5.55	6.17 -	Italy CPT	Imported	
		400-600	5.00	5.56 -			
		500-800	4.35	4.83 -			
Crimson jobfish/ Colas fil/Panchito hebra <i>Pristipomoides filamentosus</i>	Whole, gutted	2-3	3.11	3.45 =	CIF	Yemen	
		3- 5	3.11	3.45 =			
		5- 10	3.11	3.45 =			
SEABASS/SEABREAM/ MEAGRE						July 2023	
Seabass/Bar, Loup/Lubina <i>Dicentrarchus labrax</i>	Fresh - whole farmed	200-300 g/pc	5.00	5.56 =	Greece FOB	Greece	
		300-450	5.50	6.11 =			
		450-600	6.20	6.89 =			
		600-800	7.60	8.44 =			
		800-1000	9.10	10.11 =			
		> 1000	10.00	11.11 =			
		200-300 g/pc	5.30	5.89 =	Italy CIF		
		300-450	5.80	6.44 =			
		450-600	6.50	7.22 =			
		600-800	7.90	8.78 =			
		800-1000	9.40	10.44 =			
		> 1000	10.30	11.44 =			
		200-300 g/pc	5.37	5.97 =	France CIF		
		300-450	5.87	6.52 =			
		450-600	6.57	7.30 =			
		600-800	7.97	8.86 =			
		800-1000	9.47	10.52 =			
		> 1000	10.37	11.52 =			
		200-300 g/pc	5.36	5.96 =	Spain CIF		
		300-450	5.86	6.51 =			
		450-600	6.56	7.29 =			
		600-800	7.96	8.84 =			
		800-1000	9.46	10.51 =			
		> 1000	10.36	11.51 =			
200-300 g/pc	5.40	6.00 =	Germany CIF				
300-450	5.90	6.56 =					
450-600	6.60	7.33 =					
600-800	8.00	8.89 =					
800-1000	9.50	10.56 =					
> 1000	10.40	11.56 =					
200-300 g/pc	5.37	5.97 =	Portugal CIF				
300-450	5.87	6.52 =					
450-600	6.57	7.30 =					
600-800	7.97	8.86 =					
800-1000	9.47	10.52 =					
> 1000	10.37	11.52 =					



Fish Species Trade Name	Product Form	Grading	Price per kg			Reference & Area	Origin		
			As stated	EUR	USD				
SEABASS/SEABREAM/ MEAGRE (cont.)									
July 2023									
Seabass/Bar, Loup/Lubina <i>Dicentrarchus labrax</i>	Fresh - whole farmed	200-300 g/pc	5.64	6.27 =	UK CIF				
		300-450	6.14	6.82 =					
		450-600	6.84	7.60 =					
		600-800	8.24	9.16 =					
		800-1000	9.74	10.82 =					
		> 1000	10.64	11.82 =					
	Fresh - whole - wild, from trawling	800-1000 g/pc	17.00	18.89 -	France wholesale	France			
		1000-2000	21.00	23.33					
		2000-3000	23.00	25.56 -					
		3000-4000	24.40	27.11					
	Fresh - whole - wild, from line fishing	1000-2000 g/pc	25.00	27.78 -					
		2000-3000	28.00	31.11 -					
		> 3000	35.00	38.89 -					
	Fresh - whole - farmed	400-600 g/pc	9.80	10.89 =	Italy CPT	Croatia			
		600-800	10.20	11.33 =					
		800-1000	11.50	12.78 =					
		300-400 g/pc	6.70	7.44 =		Italy (Orbetello)			
		400-600	7.10	7.89 =					
		600-800	8.30	9.22 =					
	Fresh, wild	500-1000 g/pc	15.58	17.31 +		Morocco			
1000-2000		13.76	15.29 +						
> 2000		15.50	17.22						
Fresh, wild, line caught	500-1000 g/pc	19.20	21.33						
	1000-2000	25.75	28.61 -						
	2000-3000	22.03	24.48						
Fresh, wild	500-1000 g/pc	15.00	16.67	Spain CIF	Denmark				
	1000-2000	15.00	16.67						
	2000-3000	20.80	23.11						
	3000-4000	23.00	25.56						
	Fillets, skin-on, 20% glazing	80-120 g/pc	8.55		9.50 -	wholesale	Türkiye		
120-160		8.60	9.56 -	Europe					
Fresh, farmed	200-300 g/pc		4.66	5.18 -	Italy CIF	Greece			
			5.77	6.41 -					
			6.36	7.07 -					
			7.64	8.49 +					
	Fresh, fillets	70-100 g/pc	10.40	11.56 -	CPT				
		100-140	10.90	12.11 -					
		140-180	12.10	13.44					
	Gilthead seabream/ Dorade royale/Dorada <i>Sparus aurata</i>	farmed	200-300 g/pc	4.80	5.33 =	Greece FOB			
			300-450	5.00	5.56 =				
450-600			5.00	5.56 =					
600-800			5.70	6.33 =					
800-1000			7.20	8.00 =					
> 1000			9.00	10.00 =					
200-300 g/pc				5.10	5.53 =			Italy CIF	
				5.30	5.76 =				
				5.30	5.89 =				
200-300 g/pc			6.00	6.67 =	France CIF				
			7.50	8.33 =					
			9.30	10.33 =					
			5.17	5.74 =					
			5.37	5.97 =					
200-300 g/pc			5.37	5.97 =	Spain CIF				
			6.07	6.74 =					
			7.57	8.41 =					
			9.37	10.41 =					
		5.16	5.73 =						
		5.36	5.96 =						
		5.36	5.96 =						
600-800	6.06	6.73 =							
800-1000	7.56	8.40 =							
> 1000	9.36	10.40 =							



Fish Species Trade Name	Product Form	Grading	Price per kg		Reference & Area	Origin		
			As stated	EUR USD				
SEABASS/SEABREAM/ MEAGRE (cont.)						July 2023		
Gilthead seabream/ Dorade royale/Dorada <i>Sparus aurata</i>	Fresh - whole farmed	200-300 g/pc	5.20	5.78 =	Germany CIF			
		300-450	5.40	6.00 =				
		450-600	5.40	6.00 =				
		600-800	6.10	6.78 =				
		800-1000	7.60	8.44 =				
		> 1000	9.40	10.44 =				
		200-300 g/pc	5.17	5.74 =			Portugal CIF	Greece
		300-450	5.37	5.97 =				
		450-600	5.37	5.97 =				
		600-800	6.07	6.74 =				
	800-1000	7.57	8.41 =					
	> 1000	9.37	10.41 =					
					UK CIF			
	200-300 g/pc	5.44	6.04 =					
	300-450	5.64	6.27 =					
	450-600	5.64	6.27 =					
	600-800	6.34	7.04 =					
	800-1000	7.84	8.71 =					
					9.64	10.71 =		
	Fresh - wild	500-1000 g/pc 1000-2000 3000-4000		24.40	27.11	Spain CIF	France	
				19.80	22.00			
				16.40	18.22			
				8.05	8.94			
Fillets, skin-on, 20% glazing	80-120 g/pc 120-160		8.05	8.94		Türkiye		
			8.25	9.17				
Fresh, wild Fresh, farmed			25.00	30.12 +	wholesale	Europe		
			4.80	5.78 +				
Fresh, wild	500-800 g/pc 800-1000 > 1000		17.50	19.44 =	France wholesale	France		
			19.00	21.11 =				
			21.00	23.33 =				
Fresh - farmed	300-400 g/pc 400-600 600-800 800-1000		9.00	10.00 =		EU France		
			10.50	11.67 =				
			11.50	12.78 =				
			12.50	13.89 =				
Fresh, fillets	300-400 g/pc 200-300 g/pc 300-400 400-600 600-800 800-1000 1000-1500		5.38	5.98 =	Italy CIF CPT	Greece		
			3.46	3.84 -				
			4.13	4.59 -				
			4.30	4.78 -				
			4.58	5.09 -				
			5.78	6.42 +				
			6.34	7.04 -				
Fresh - wild	800-1000 1000-2000 2000-3000 > 3000		18.65	20.72 +		Morocco		
			19.62	21.80 -				
			18.21	20.23 -				
			24.50	27.22 +				
Fresh - farmed	Large Medium Small 300-400 g/pc 400-600 g/pc 600-800		11.40	12.67 =		Italy (Orbetello)		
			10.20	11.33 =				
			7.80	8.67				
			6.50	7.22 =				
			6.90	7.67 =				
	8.20	9.11						
White seabream/Sar/Sargo <i>Diplodus sargus</i>	Fresh		3.50	3.89 -		Senegal		
			4.39	4.88 -				
			10.96	12.18 -				
			10.99	12.21 =				
			11.13	12.37 -				
Meagre/Maigre commun/Corvina <i>Argyrosomus regius</i>	Fresh - Whole farmed	500-1000 g/pc	4.30	4.78		Greece		
		1000-2000	4.32	4.80 +				
		> 2000	4.49	4.99 -				
	Fresh- whole, wild	0.5-1 kg/pc 1-2 2-4 3-5 5-10 10-15 15-20 20-30		10.50	11.67		Mediterraneo	
				9.48	10.53 -			
				11.27	12.52 +			
				10.71	11.90 -			
				10.96	12.18 -			
				11.04	12.27 -			
				11.61	12.90 -			
				10.00	11.11 -			
Fresh, cultured			10.00	11.11 -	Spain wholesale			
			6.80	7.56 +				
	> 1000 g/pc		11.80	13.11 =	France wholesale	France		



The European Fish Price Report is a monthly GLOBEFISH publication.
This issue was prepared by Helga Josupeit, Rodrigo Misa, and Maria Catalano.

PRICE REFERENCE (INCOTERMS 2010)

CFR	Cost and Freight
CIF	Cost, Insurance and Freight
CIP	Carriage and Insurance Paid To
CPT	Carriage Paid To
DAT	Delivered at Terminal
DAP	Delivered at Place
DDP	Delivered Duty Paid
EXW	Ex Works
FCA	Free Carrier
FAS	Free Alongside Ship
FOB	Free on Board

PRODUCT FORM

C&P	Cooked and Peeled
FAS	Frozen at Sea
H&G	Headed and Gutted
HOG	Head on Gutted (salmon)
IQF	Individually Quick Frozen
IWP	Individually Wrapped Pack
PBI	Pinbone In
PBO	Pinbone Off
PD	Peeled and Deveined
PTO	Peeled Tail On
PUD	Peeled, Undeveined

CURRENCY RATES

		US\$	EUR
Canada	CAD	1.32	1.47
Norway	NOK	10.07	11.21
USA	USD		1.11
EU	EUR	0.90	
Denmark	DKK	6.69	7.45
Russia	RUR	90.95	100.81
Poland	PLN	3.99	4.45
UK	GBP	0.78	0.87

Exchange Rates 20.7.2023

Acronyms

FAD	Fish aggregating device
HORECA	Hotels, Restaurants, Catering
ICCAT	International Commission for the Conservation of Atlantic Tunas
IATTC	Inter American Tropical Tuna Commission

SYMBOLS

- + Price increased in original currency since last report
- Price decreased in original currency since last report
- = Updated but unchanged price
- ^ New insertion
- Not updated since last issue

**GLOBEFISH Market Reports are available from the GLOBEFISH web site:
www.fao.org/in-action/globefish**



Food and Agriculture
Organization of the
United Nations

EUROPEAN PRICE REPORT

GLOBEFISH


Trade and Market Team (NFIMT)
Fisheries and Aquaculture Division
Food and Agriculture Organization of the United Nations
Viale delle Terme di Caracalla
00153 Rome, Italy

globefish@fao.org

www.globefish.org



#FAOfish



GLOBEFISH