



Food and Agriculture
Organization of the
United Nations

EUROPEAN PRICE REPORT



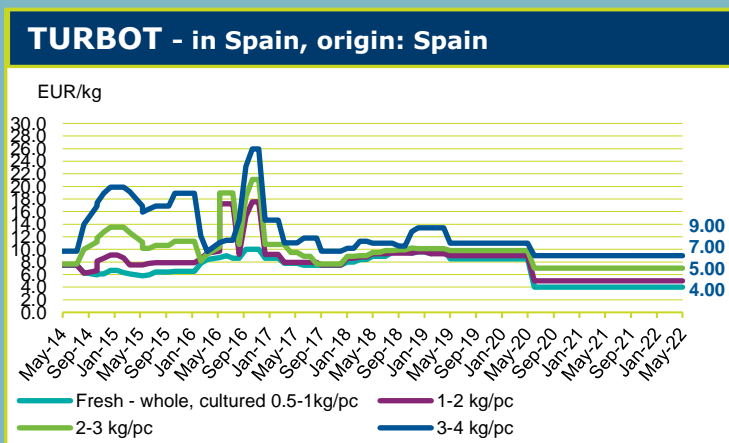
Latest trends

According to the French statistics institution (INSEE), the consumer price index increased by 4.8 percent year-on-year in March 2022 (compared with 4.5 percent in March, 3.6 percent in February and 2.9 percent in January 2022). Increased energy costs are again the main contributor to inflation. Food inflation was at 3.8 percent, while fresh food inflation was at 6.6 percent. Rising costs are having an obvious effect on purchasing power, with overall food consumption in France down by 2.5 percent in value year-on-year in March. The commercial restaurant sector will no doubt suffer also as they are obliged to reflect the rising cost of supplies in menu prices. The situation in other European countries is similar to France.

Fish prices that had spiked sharply during the Easter period came down somewhat in May, but remain very much ahead of last year's price levels.

GROUND FISH

Cod supply is expected to decline in 2022. Prices are going up at the moment, and are expected to increase even further. Cured cod prices are stable at high levels, but this period of the year is period of high consumption for these types of products.



May 2022
05/2022

Index for prices

Groundfish	8
Flatfish	10
Tuna	11
Small Pelagics	11
Cephalopods	12
Crustaceans	14
Bivalves	15
Salmon	16
Trout	17
Freshwater fish	17
Non Traditional Species	17
Seabass-Seabream-Meagre	18

The European Fish Price Report, based on information supplied by industry correspondents, aims to provide guidance on broad price trends. Price information is indicative and should be used only for forecasting medium- and long-term trends. FAO is not responsible for any errors or omissions.

TUNA - BILLFISHES

Fishing in the Western and Central Pacific (WCP) has improved to moderate-to-good. Carriers in the WCP are filling up quickly and an increase in landings in Thailand is expected. With the improvement in fishing, skipjack prices have fallen somewhat. However, the downward slide may be limited by the high bunker prices and operating costs, and also the upcoming 3-month FAD-closure which starts on 1 July.

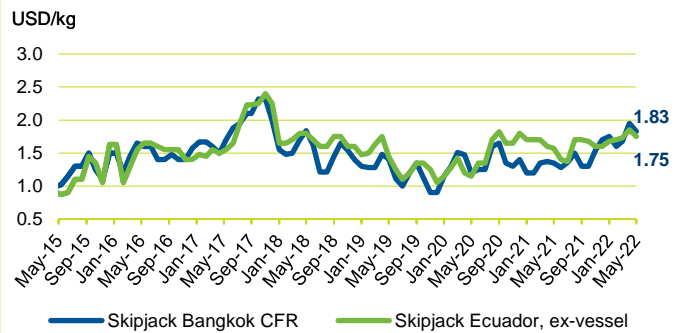
Catch rates in the Indian Ocean have slowed to slow-to-moderate. Fishing effort has also decreased with several boats now tied up due to high fuel prices, operating costs and concerns about the yellowfin quota. Despite the reduction in catches, skipjack prices have fallen while yellowfin prices continue to increase.

Fishing in the Atlantic Ocean continues to improve and is now at the moderate-to-good level. Similarly, there has been improvement in raw material inventories at local canneries. Some volumes are now being exported to other markets. Skipjack and yellowfin prices continue to increase.

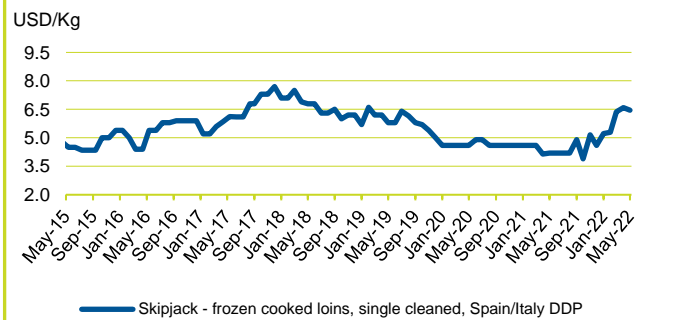
Fishing in the Eastern Pacific Ocean has also improved to moderate-to-good. Carriers continue to arrive from other markets. With the increase in fish landings, skipjack prices have fallen below the prevailing Bangkok level. Yellowfin prices have also decreased.

With the improvement in supply, European prices for skipjack have fallen. However, demand for yellowfin is still high and prices continue to increase. Meanwhile, the indicative price for cooked, single cleaned skipjack loins remains stable.

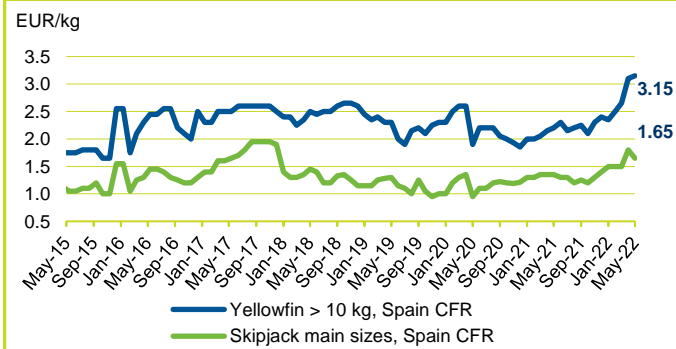
TUNA - Pacific Ocean



TUNA - Loins



TUNA - Spanish canneries

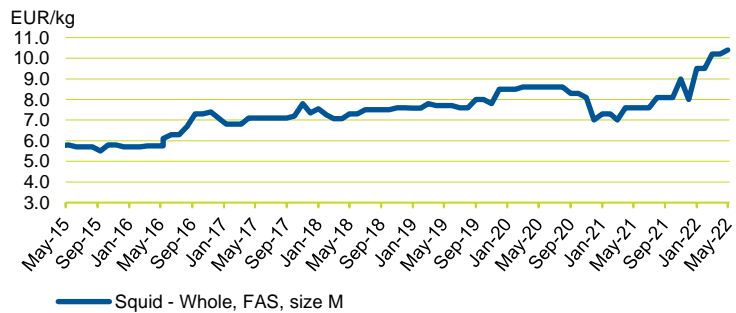


CEPHALOPODS

Octopus is in very low supply in the European market, and prices are increasing sharply. For some sizes, the price increase since the beginning of the year has been 50 percent and more. Traders are afraid that these price hikes will put octopus out of reach of the average European consumer.

The South African squid season re-opens on 1 July. There is virtually nothing in stock. Prices for the little squid available reached record levels of EUR 11.00 per kg for the larger sizes. Because the local currency is weak, foreign revenue is higher when converted to local currency, but shipping expenses are also higher than before COVID-19.

SQUID - in Italy, origin: South Africa



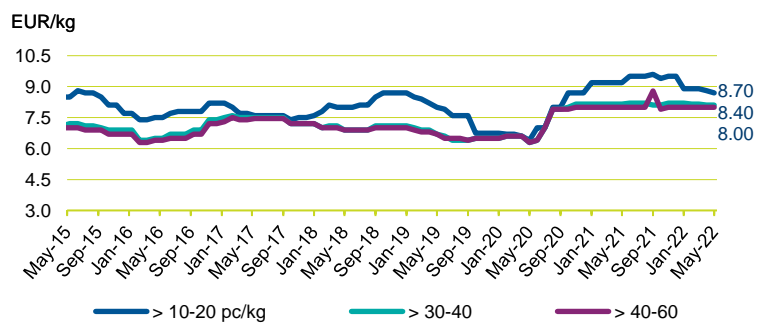
CRUSTACEANS

Argentina has reported good catches during the Northern shrimp campaign, although fishing costs are very high. At the same time, coldstorage holdings are good in Europe, while demand is declining after the strong Easter trade, and these conditions are leading to slightly lower shrimp prices.

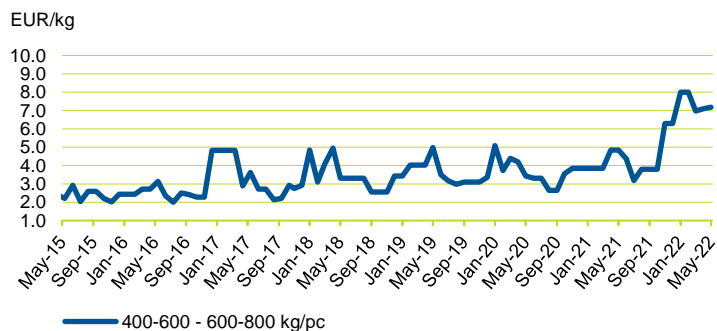
Crab and lobster sales have been boosted by the reopening of full service restaurants and the removal of vaccination certificate requirements in key markets.

There is some price tension due to lower supply at present, before the full fishing season kicks off. As in other industries, producers must grapple with general inflation due to higher fuel and other operational costs both at sea and on land.

ARGENTINA RED SHRIMP - origin: Argentina



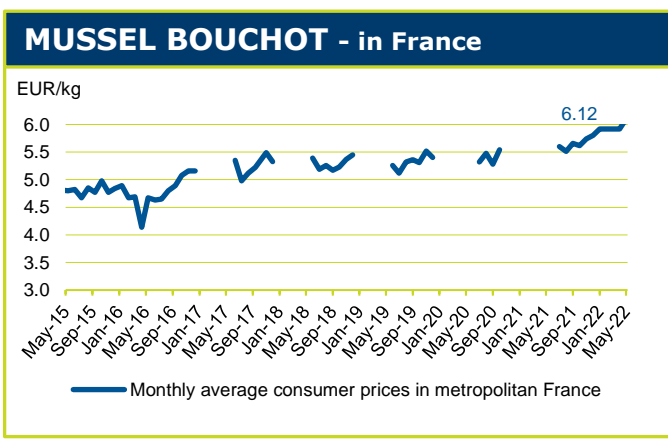
CRAB - in France, origin: Europe



Lobster prices have also increased due to a lack of stocks as the new season is yet to start.

BIVALVES

With the end of the French Bouchot mussel season there is greater availability of Spanish rope mussels and Dutch bottom mussels. Rungis wholesale selling prices for products from Spain and Italy increased by EUR 0.40 per kg in mid-April, pointing to pressure on supply. Wholesale price increases are quite unusual, and a 20 percent price increase in just one month is an important event. Rungis prices for Dutch mussels have also increased since March, but less than the Spanish and Italian products. It is also important to note the increased availability of 1 kg retail trays this year compared with the traditional 1.4 kg tray, reflecting tighter supply.

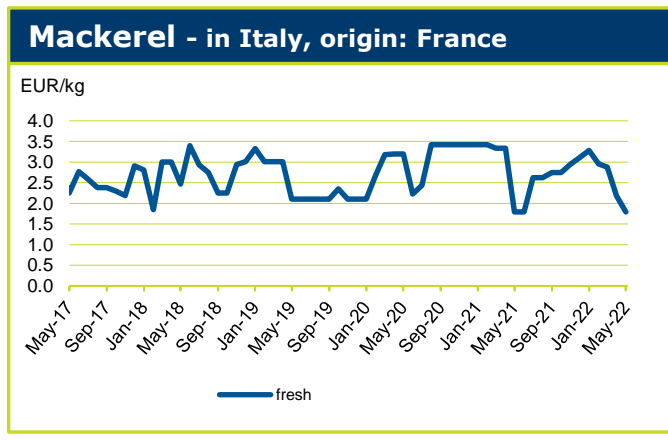


In the oyster market, higher input costs such as wood for baskets, energy and labour have led to price tension.

SMALL PELAGICS

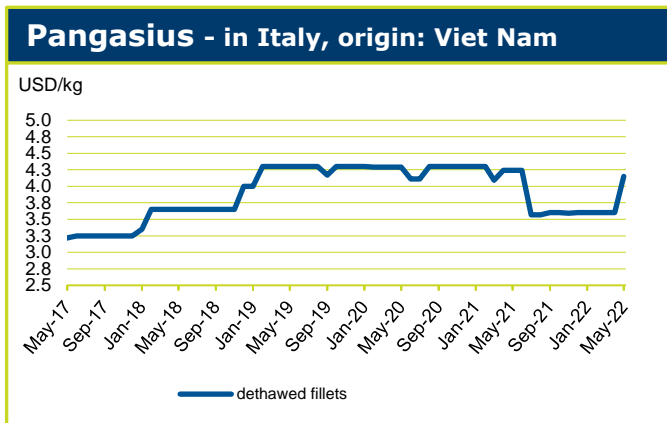
Norway has set a unilateral quota for Northeast Atlantic mackerel that increases the country's national catch by 106 456 tonnes to 298 299 tonnes. This strong increase is likely to result in lower mackerel prices on the world market. In fact, import prices of mackerel into Italy are already declining.

Norwegian exports of frozen mackerel were USD 124 million in the first three months of 2022, a 20 percent decline from the corresponding 2021 level. The unit value of frozen mackerel exports rose by the same percentage.



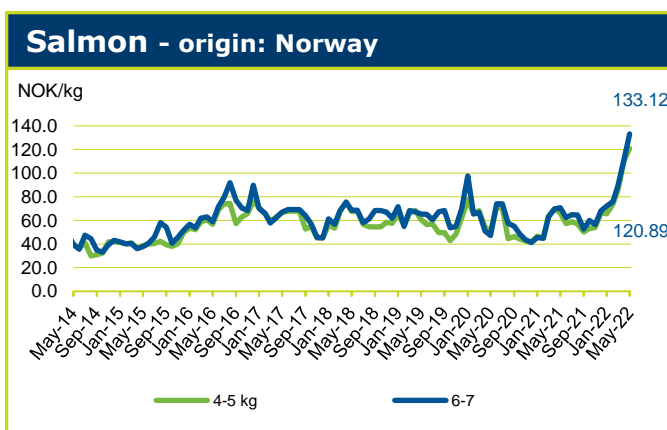
FRESHWATER

Frozen pangasius fillet imports into Spain recovered in the opening months of 2022. In the first two months of the year some 811 tonnes were imported, 100 tonnes more than in the same period of 2021. During the same period, the unit value went up to USD 3.40 per kg, compared with USD 2.65 per kg one year earlier. Pangasius prices also rose in other EU countries, particularly in Italy, which is another major consumer of this species.



SALMON

European prices for Atlantic salmon are soaring, reaching levels not seen in some 40 years. The Fish Pool Index reached NOK 122.02 per kg in week 18, compared with NOK 65.83 per kg in the same week last year. The key factors behind these exceptional price levels are booming demand driven by the post-pandemic recovery, tight early year supply and spiking input and freight costs. As the foodservice reopening continues across the continent, restaurants are still facing some difficulties recovering to pre-pandemic levels of business due to labour shortages and high costs, but in combination with buoyant retail demand these additional sales channels are nevertheless propelling prices skyward.



Fish is also being made relatively more scarce by the increased prevalence of winter sores at Norwegian farms, which requires that harvested fish be downgraded in quality. While farmers are generating good margins despite higher costs, processors are getting squeezed by lack of raw material supply on top of the extremely high raw material prices. According to the Norwegian Seafood Council (NSC), Norway exported 82 500 tonnes of salmon worth NOK 8.1 billion in April, which is an increase of 43 percent compared with April last year in spite of a 3 percent drop in volume. This is another record-breaking month for the Norwegian industry, the latest in a succession of multiple broken records in recent times. High shipping costs to Asian markets reportedly remain a challenge, but household consumption in core EU markets is driving strong demand growth. In the UK, salmon export prices have risen in line with their Norwegian counterparts, reaching GBP 9.40 per kg in week 20, compared with



GBP 5.70 per kg in the same week last year. Scottish salmon farmers have also been reporting spiking input costs, and continuing freight issues. Calls have been repeated for the streamlining of UK-EU trade in the wake of Brexit.

At current price levels, farmer margins will remain good despite the cost inflation that is also being felt. Although some decline from current peak prices is expected, global supply growth this year is unlikely to be sufficient to bring prices back to the levels observed in recent years. At Fish Pool, Norwegian forward contracts were closing at levels ranging from the mid-NOK 80s (USD 8.80) to the mid-NOK 70s (USD 7.75) per kg for the remainder of the year, with the lowest observed in the traditional post-summer harvesting period. The forecasted increase of 1-2 percent in Norwegian harvests and 4-6 percent in Chile in 2022 are far below the levels needed to keep prices around 2021 levels given the market conditions we are now observing. At the same time, however, the Ukraine conflict and the political and economic upheaval remains a significant source of uncertainty that could contribute to further cost increases and reshuffling of trade routes and trading relationships.

TROUT

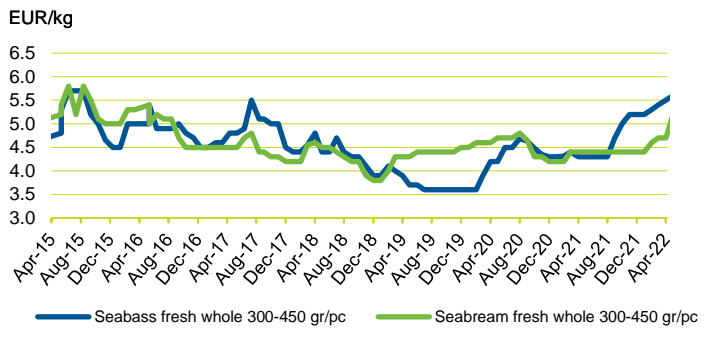
Trout supply out of Norway remains tight in early 2022, and prices are climbing as a result. According to the NSC, Norway exported 3 400 tonnes of trout worth NOK 317 million in April, reflecting a decrease of 9 percent and an increase of 31 percent respectively. The important trout markets of Belarus and Ukraine have been directly affected by the war in Ukraine but Thailand, the USA and Japan have generated more than enough demand to lift prices. In week 18, prices for fresh head-on-gutted trout reached NOK 105.69 per kg, comparable to salmon and a 72 percent increase relative to the same week last year.

SEABASS SEABREAM

Prices for farmed European seabass were significantly higher than the seasonal norm in April 2022, with Greek 300-450 g fresh fish selling for EUR 5.50 per kg on the Italian market. Meanwhile, prices for Greek 300-450 g Gilthead seabream on the Italian market remained stable at EUR 4.70 per kg.

Production of both species is set to increase moderately in 2022, but supply growth has slowed significantly relative to the rapid expansion seen prior to the pandemic. In Turkey, there has been a renewed focus on more restrained production planning in order to maintain sustainable price levels and Turkish export prices of both prices have risen as a result. In week 17, Turkey exported 4 000 tonnes of fresh seabream to the EU at an average unit value of EUR 4.85 per kg, while the equivalent figure for fresh bass was EUR 5.80 per kg.

SEABASS/SEABREAM - in Italy origin: Greece





Fish Species Trade Name	Product Form	Grading	Price per kg			Reference & Area	Origin
			As stated	EUR	USD		
GROUND FISH							
May 2022							
Cod/Cabillaud, Morue/ Bacalao <i>Gadus morhua</i>	Fresh gutted		N.Q.			Poland FOB	Baltic Sea
	Fresh - Whole	1-2 kg/pc	6.08	6.40	-	Italy CPT	Denmark
		2-4	7.09	7.46	-		
	Fresh, fillet	100-200 g/pc	6.38	6.72	-		
		200-300	6.62	6.97	-		
	Fillet	500-1000	6.95	7.32	-		
		1000-2000	7.76	8.17	-		
	Stockfish, soaked		6.50	6.84	*		
	Stockfish, dry	700 g/pc	23.50	24.74	=		
	wet salted fillets	700-1000 g/pc	10.30	10.84	=	DDP	Norway
	IQF, loin portion single frozen	100-150 g/pc	10.25	10.79	-	CIF	Iceland
	portion		9.76	10.25	=	United States of America CIF	Norway
	H&G		4.25	4.47	=		
	Portion	1-6 oz/pc	9.76	10.25	=		Poland
	H&G	1000-2000 g/pc	4.55	4.79	*		
		2000-3000	4.80	5.05	-		Russian Federation
		3000-4000	5.00	5.26	-		
	Fillet	16-32 oz/pc	6.00	6.32	-		Iceland
	IQF	5 oz/pc	14.66	15.39	=		
	Salted cod		13.60	14.32	*	Spain wholesale	Europe
Fresh		6.50	6.84	=			
Frozen		15.00	15.79	*			
Fresh cultured		4.00	4.21	=			
Fresh fillets		7.70	8.11	-			
Fresh, headed	2-3	9.00	9.47	-			
	3-4	9.50	10.00	-	France wholesale		
	4-5	10.00	10.53	-			
Fillet	100-200 g/pc	12.40	13.05	*		France	
	200-300	13.00	13.68	*			
<i>Gadus macrocephalus</i>	Fillet - wet salted - 1st quality produced from frozen raw material	400-700 g/pc	10.10	10.63	=	Italy CIF	Denmark
Hake/Merlu/Merluza <i>Merluccius capensis</i>	Minced block		2.25	2.37	=	Namibia FOB for Spanish market	Namibia
	H&G, wrapped	350-600 g/pc	2.48	2.61	-	Spain ex-vessel	
		500-800	2.85	3.00	-		
		600-900	2.98	3.14	*		
		900-1300	3.65	3.84	=		
		800-1200	3.58	3.77	-		
	Fillet, skin-less, interleaved	55-115 g/pc	4.45	4.68	*		
		110-170	4.55	4.79	*		South Africa
	Fillet, skin-less, interleaved	60-110 g/pc	4.09	4.31	-		
		110-170	4.25	4.47	-		
	170-220	4.85	5.11	-			
IQF portion, trapeze	90-110 g/pc	9.20	9.68	-	Italy CIF	Namibia	
<i>Merluccius merluccius</i>	Fresh - whole	100-200 g/pc	4.76	5.73	-	CPT	Mediterranean
		200-300	5.07	6.11	-		
		300-500	5.50	6.63	-		
		500-1000	6.14	7.40	-		
		1000-2000	5.80	6.99	-		
		2000-4000	7.33	8.83	*		
		1000-2000 g/pc	7.00	8.43	-	France wholesale	France
		2000-3000	8.00	9.64	*		
		3000-4000	9.00	10.84	*		
	Fillet		12.50	15.06	*		
<i>Merluccius hubbsi</i>	Frozen	3-4 pc/kg	5.55	5.84	-	Spain wholesale	Spain
	Fresh, from trawling	1000 g/pc	3.50	3.68	-		
	Fresh, from longlining	1000	5.50	5.79	-		
		1000	8.50	8.95	-		
	IQF, H&G	600-700 g/pc	2.35	2.47	-	FOB	Europe
	H&G, interleaved	70-120 g/pc	1.65	1.74	-		
		100-200 g/pc	1.69	1.78	-		Argentina
		200-300	1.85	1.95	-		
		300-500	2.35	2.47	-		
		450-650	2.35	2.47	-		
	900-1200	2.98	3.14	-			
Fillet, skinless	80-120 g/pc	2.96	3.12	-			
<i>Merluccius gayi</i>	Block frozen	100-250 g/pc	1.89	1.99	*		Ecuador
	<i>Merluccius polli</i>	H&G, interleaved	600-900 g/pc	2.75	2.89	*	
		900-1200	2.95	3.11	*		
		1000-1500	3.15	3.32	*		
<i>Merluccius productus</i>	Fillet, PBO		4.10	4.30	=	ex coldstore	USA
	Minced block		2.67	2.80	=		



Fish Species Trade Name	Product Form	Grading	Price per kg			Reference & Area	Origin
			As stated	EUR	USD		
GROUND FISH (cont.)							May 2022
Alaska pollack/Lieu de l'Alaska/Colin de Alaska <i>Theragra chalcogramma</i>	H&G	> 25	RUB 90.00	1.33	1.40	Russia wholesale	Russia
	Block			3.53	3.72	United States of America FOB	United States of America
Saithe/Lieu noir/ Carbonero <i>Pollachius virens</i>	Loins			4.00	4.21	CIF	Russia
	H&G			1.93	2.03		
Haddock/Eglefin/Eglofino <i>Melanogrammus aeglefinus</i>	H&G	< 0.8 kg/pc	NOK 18.75	1.82	1.91	Sweden FCA	Norway
				1.80	1.89	United States of America CIF	
Ling/Lingue franche/ Maruca <i>Molva molva</i>	Fillet - wet salted Produced from fresh raw material 1st quality	1-1.5 kg/pc		6.10	6.42 =	Italy DDP	Faeroe Islands
	IQF, fillets, skin-on	1-1.7 kg/pc		3.45	3.63	Spain FOB	Spain
Monkfish/Baudroie/ Rape <i>Lophius spp.</i>	Fresh, tail	< 300 g/pc		5.81	6.12 -	Italy CPT	UK
		200-500		7.98	8.40 -		
		500-1000		8.63	9.08 -		
		1000-2000		8.87	9.34 -		
		> 2000		7.93	8.35 -		
	Fresh, gutted	1000-2000		5.59	5.88 -		Mediterranean
		300-600 g/pc		6.34	6.67 -		
	Fresh, whole	600-1000		10.00	10.53		
		1000-2000		9.20	9.68 -		
		I		8.90	9.37 -		
	Tails	80-200 g/pc		4.75	5.00 =	Spain FOB	Spain
		140-250		4.97	5.23		
250-500			5.28	5.56			
300-800			2.50	2.63			
> 4000			9.45	9.95			
Whole	4000-5500		9.98	10.51			
	4500-6000		7.95	8.37			
	500-1000 g/pc		4.50	4.74 -			
	1000-2000		5.45	5.74 -			
Skinless fillets	2000-4000		5.55	5.84 -			
	3000-5000		5.50	5.79			
	200-300 g/pc		14.50	15.26			
Tails, skinless	100-200 g/pc		2.00	2.11		Guinea	
	600-1000		5.95	6.26 *			
	900-1600		6.95	7.32 *			
John Dory/ Saint Pierre Pez de San Pedro <i>Zeus faber</i>	Fresh - whole	1-2 kg/pc		23.00	24.21 *	France wholesale	France
		2-3		33.00	34.74 *		
	whole	small		3.50	3.68	Italy CPT	Italy
		medium		6.22	6.55		
		big		6.85	7.21		
	Fresh - gutted	600-800		8.14	8.57 -		
		800-1000		9.49	9.99 -		
		1000-2000		10.71	11.27 -		
		> 2000		13.38	14.08 -		
	Fresh - fillets			9.23	9.72 -		
	H&G	< 200 g/pc		2.35	2.47	Spain FOB	Mauritania
50-250			3.65	3.84 *			
100-300			3.98	4.19 *			
250-500			5.85	6.16 *			
Golden redfish Sébastes doré Gallineta dorada <i>Sebastes mentella</i>	Block, H&G, Japanese cut	50-100 g/pc		1.55	1.63		Spain
		100-150		1.85	1.95		
		150-200		2.05	2.16		
		200-300		2.49	2.62		
		300-500		2.95	3.11		
	Block, whole	400-500 g/pc		1.35	1.42		
<i>Sebastes marinus</i>	H&G	50-100 g/pc		1.79	1.88		
<i>Sebastes norvegicus</i>	Fresh, fillet		7.50	10.78	Italy CPT	Norway	
Common dentex/ Dentex commun Dentón <i>Dentex dentex</i>	Fresh	0.5-1 kg/pc		12.40	13.05 *		Mauritania
		0.8-1		12.32	12.97		
		1-2		14.90	15.68 *		
		2-4		18.00	18.95 *		
		5-7		18.00	18.95 *		
	<i>Dentex gibbosus</i>	250-350 g/pc		2.35	2.47 -	Spain CIF	Guinea
		0.8-1 kg/pc		11.83	12.45 -	Italy CPT	Mauritania
		1-2		11.68	12.29 -		
		2-3		11.84	12.46 -		
		3-5		10.14	10.67 -		
5-10		9.91	10.43 -				
> 10		9.20	9.68 -				



Fish Species Trade Name	Product Form	Grading	Price per kg			Reference & Area	Origin
			As stated	EUR	USD		
FLATFISH							
May 2022							
Turbot/Rodaballo <i>Psetta maxima</i>	Fresh - whole farmed	0.5-1 kg/pc	4.00	4.21 =	Spain CIF	Spain	
		1-2	5.00	5.26 =			
		2-3	7.00	7.37 =			
		3-4	9.00	9.47 =			
	Fresh - whole wild	0.3-0.5 kg/pc	10.55	11.11 -	Italy CPT	Spain/Portugal	
		0.5-1	13.25	13.95 -			
		0.8-1	14.05	14.79 -			
		1-2	22.45	23.63 -			
		2-3	22.95	24.16 -			
	Culture	600-800 g/pc	8.17	8.60 -	Italy CPT	Spain/Portugal	
		800-1000	8.97	9.44 -			
		1000-1500	9.25	9.74 -			
1500-2000		8.60	9.05 -				
2000-2500		8.19	8.62 -				
Fresh - gutted, wild	0.5-1 kg/pc	15.87	16.71	Italy CPT	Netherlands		
	0.7-1	12.89	13.57 *				
	1-2	14.97	15.76 *				
	2-3	11.25	11.84				
Fresh - fillets		17.10	18.00 -	Italy CPT	Netherlands		
	Fresh - whole	0.8-1	7.75			8.16	
Spiny turbot/turbot épineux/ rodaballo espinoso <i>Psettodes spp.</i>	Fresh - fillets		6.94	7.31 *			
Sole/Sole/ Lenguado <i>Solea vulgaris</i>	Fresh - whole wild	120-175	13.45	14.16	Spain CIF	Spain	
		175-200	15.10	15.89			
		200-300	17.20	18.11			
		300-500	25.80	27.16			
		400-500	24.45	25.74			
		500-600	25.80	27.16			
		600-800	35.95	37.84			
		800-1000	38.45	40.47			
	200-300 g/pc	300-500	19.80	20.84	Denmark		
		400-500	26.30	27.68			
		500-600	26.30	27.68			
		200-301	28.80	30.32			
	200-300 g/pc	300-400	20.25	21.32	France		
		300-400	21.80	22.95			
		400-600	22.90	24.11			
IQF - whole	15-18 cm/pc	5.55	5.84 +	FOB	Mauritania		
	18-21	7.95	8.37 +				
	20-25	8.85	9.32 *				
Fresh		16.00	16.84 *	wholesale	Spain		
	Frozen	10.80	11.37 *				
Fresh - gutted	5	14.15	14.89	Italy CPT	Netherlands		
	4	9.20	9.68 -				
	3	11.77	12.39 -				
	3+	12.07	12.71 -				
	2	13.67	14.39 -				
Sand sole/sole-pole Lenguado de arena <i>Solea lascaris</i>	Fresh - whole	150-300 g/pc	10.90	11.47 -	West Africa		
		300-600	10.91	11.48 -			
Senegalese sole/sole du Sénégal Lenguado senegalés <i>Solea senegalensis</i>	Fresh - whole, farmed	300-400 g/pc	12.00	12.63 -	Spain		
		400-500	12.98	13.66 -			
		500-600	12.99	13.67 -			
		600-700	13.00	13.68 -			
	800-1000	13.00	13.68 *				
Frozen on board, IWP	400-500 g/pc	5.85	6.16	Spain CIF	Guinea		
	whole, frozen on land	19-23 cm/pc	1.45			1.53 *	
		15.19	1.39	1.46 *	FOB		
European plaice/ Plie d'Europe/ Solla europea <i>Pleuronectes platessa</i>	Fresh - whole	300-400 g/pc	5.00	5.26		Netherlands	
		400-600	5.20	5.47			
		> 600	5.35	5.63			
	Fresh - fillet	60-80 g/pc	6.42	6.76 -	Italy CPT	Netherlands FOB (for Italian market)	
IQF, whiteskin, 25 percent glazing		N. 2	7.30	7.68 -			
IQF, skinless, 25 percent glazing		N. 2	7.70	8.11 -			
European Flounder/ Flet d'Europe/ Platija europea <i>Platichthys flesus</i> <i>Scophthalmus rhombus</i>	Fresh - whole		2.38	2.51 -	Spain FOB	Spain	
		IQF, white skin on, 25% glazing	No 2	7.10			7.47
		IQF, skinless, 25% glazing	No 2	7.50			7.89
Megrims/ Cardine/ Gallo <i>Lepidorhombus Spp</i>	Whole	< 150 g/pc	2.25	2.37	Spain FOB	Spain	
		150-200	2.75	2.89			
		200-350	3.85	4.05			



Fish Species Trade Name	Product Form	Grading	Price per kg		Reference & Area	Origin		
			As stated	EUR USD				
TUNA/BILLFISHES								
						May 2022		
Tuna/Thon/Atún for canning	Skipjack - whole		1.74	1.83 -	Bangkok CFR FOB	Western/Central Pacific Ocean		
			1.71	1.80 -				
	Skipjack - whole		1.67	1.75 -	Ecuador ex-vessel	Eastern Tropical Pacific Ocean		
	Yellowfin - whole		2.29	2.40 -				
	Skipjack - whole		1.40	1.47 -	Seychelles FOB	Indian Ocean		
	Yellowfin - whole		2.45	2.58 +				
	Skipjack - whole		1.45	1.53 +	Abidjan ex-vessel	Atlantic Ocean		
	Yellowfin - whole		2.45	2.58 =				
	Skipjack - whole	1.8-3.4 kg/pc		1.65	1.74 -	Spain CFR	Various origins	
	Yellowfin - whole	> 10 kg		3.15	3.32 +			
	Skipjack	> 1.8 kg/pc		1.43	1.50	Tunisia CFR	Seychelles (Korean vessel)	
	Yellowfin - pre-cooked loins	double cleaned		6.10	6.40	Europe CFR	Ecuador	
		single cleaned		6.67	7.00			
	Skipjack - pre-cooked loins			6.19	6.50			
	Skipjack - cooked & cleaned loins - vacuum packed	double cleaned		6.00	6.32 =		various origins	
	for direct consumption	Albacore - whole	< 15 kg/pc	4.65	4.89 +	Spain wholesale FOB	Atlantic	
		H&G	< 15	4.45	4.68 +			
		Yellowfin- H&G	< 25 kg/pc		4.95	5.21 +		
			> 20		6.75	7.11 +		
			25-50		6.75	7.11 +		
50-100				6.75	7.11 +			
		> 100		6.75	7.11 +			
Skipjack - cooked loins		single cleaned		4.38	4.60			
Bigeye - frozen loins				6.76	7.10			
Bigeye - H&G		< 25 kg/pc		4.95	5.21 +			
		> 20		6.75	7.11 +			
		25-50		6.75	7.11 +			
		50-100		6.75	7.11 +			
		> 100		6.75	7.11 +			
Yellowfin - whole		> 30		2.05	2.15	CFR	Yemen	
Bluefin, fresh - whole	10-20 kg/pc		10.00	10.53 -	Italy CPT	Spain		
	20-30		9.55	10.05 -				
	30-50		9.15	9.63 -				
	> 50		9.04	9.52 -				
Yellowfin - Steaks	6 oz/pc		9.72	10.21	United States of America CIF	Costa Rica Panama		
Yellowfin - Loins			9.18	9.63				
Swordfish/Espadon/ Pez espada <i>Xiphias gladius</i>	Fresh - whole	< 12 kg/pc	5.00	5.26 =	Spain wholesale	Atlantic Ocean		
		> 25	24.00	25.26 -				
		average	18.00	18.95 -				
	whole	< 12 kg/pc		3.50	3.68 =	FOB		
		> 25		15.00	15.79 =			
		average		9.80	10.32 =			
	H&G, skin-on	< 10 kg/pc		7.95	8.37 +			
		10-30		8.75	9.21 +			
		30-50		9.15	9.63 +			
		50-70		9.25	9.74 +			
70-100			9.15	9.63 +				
	100-175		8.15	8.58 +				
	> 150		7.85	8.26 +				
Fresh - whole			12.71	13.38 -	Italy CPT			
Fresh - slice			10.14	10.67 -				
Fresh - slice, with bone, yellow			7.96	8.38 -				
Fresh- whole			12.50	13.16 =	France wholesale	Spain		
Frozen- fillet, vacuum			18.80	19.79 +				
SMALL PELAGICS						May 2022		
Mackerel/Maquereau/ Caballa <i>Scomber scombrus</i>	Fresh - whole		1.79	2.16 -	Italy CPT	France		
	Fresh - whole	4-6 pc/kg	2.13	2.57 -				
	Fresh - fillet, butterfly cut		5.34	6.43 +				
<i>Scomber colias</i>	Whole	Small	0.60	0.63 -	Spain wholesale	Spain		
		Large	6.00	6.32 -				
		Average	3.00	3.16 +				
	IQF Whole	2-3 pc/kg		1.95	2.05 =	FOB		
		1-2		1.58	1.66			
	IQF, Fillets 10% glaze	150-300 g/pc		3.99	4.20			
	IQF, H&G, 8-10% glaze	250-350 g/pc		1.75	1.84			
Whole, blockfrozen	8-14 pc/kg		0.78	0.82		Morocco		
	8-17		0.98	1.03				
	3-6		1.28	1.35				
	IQF, 2 percent glazing	80-120 g/pc	3.15	3.32				



Fish Species Trade Name	Product Form	Grading	Price per kg			Reference & Area	Origin	
			As stated	EUR	USD			
SMALL PELAGICS (cont.)								
May 2022								
Horse Mackerel/ Chincard/ Jurel <i>Trachurus spp</i>	Whole	> 24 cm/pc		1.23	1.29	Morocco FOB for European market	Morocco	
	Fresh	Small		0.60	0.63 -	Spain wholesale	Spain	
		Large		6.00	6.32 =			
		Average		2.20	2.32 -			
	IQF	100-300 g/pc 300-750 700-1200		0.95	1.00	FOB	Guinea	
			2-5 pc/kg		1.65			1.74 *
			3-5		1.45			1.53 *
		4-5		1.43	1.51		Spain	
		4-6		1.28	1.35			
		5-7		1.38	1.45			
6-8			1.35	1.42				
9-12			1.34	1.41				
10-17			1.33	1.40				
Block frozen		100-300 g/pc		1.05	1.11		Mauritania	
	200-350		1.30	1.37				
	250-350		1.35	1.42				
	300-600		1.45	1.53				
	300-500		1.59	1.67 +				
Fresh	500-1000		1.65	1.74 +				
	Fresh		1.00	1.05				
Chub mackerel/Maquereau espagnol/ Estornino <i>Scomber japonicus</i>	Block frozen	8-14 pc/kg		0.82	0.86		Morocco	
Herring/Hareng/Arenque <i>Clupeidae</i>	Fresh - fillets			3.72	3.92 +	Italy CPT	Denmark	
	Fresh - whole	200-300 g/pc	RUB 52.00	0.77	0.81	Russian Fed. wholesale Vladivostok	Russia	
		300-400	RUB 93.00	1.38	1.44			
					1.70	1.79 *	France wholesale	Europe
		70-100 g/pc		0.21	0.26	Poland FOB	Baltic	
Sprat/Sprat/Espadín <i>Sprattus sprattus</i>	Fresh - whole			0.20	0.24			
Sardine/Sardine/Sardina <i>Sardina pilchardus</i>	Fresh - whole			1.40	1.47 -	Italy CPT	Morocco	
	Frozen - whole			1.17	1.23			
	Fresh - fillet			6.02	6.34 +			
	Block, whole	12-16 cm/pc		1.80	1.89	Spain FOB		
		16-18		1.85	1.95			
		20-24		1.28	1.35			
	IQF, whole	8-14 pc/kg		0.99	1.04	wholesale		
		10-14		1.95	2.05 =			
	Fresh			2.30	2.42 -			
	Fresh - whole			2.70	2.84 =	France - wholesale	France	
Fresh - butterfly cut			6.20	6.53 =				
Anchovy/Anchois/ Boquerón <i>Engraulis encrasicolus</i>	Fresh			3.50	3.68 =			
	Fresh			3.83	4.03 +	Italy CPT	Europe	
	Fresh			2.20	2.32 -	Spain - wholesale	France	
				2.80	2.95 -		Italy	
				3.50	3.68 -		Spain	
	Fresh	45/55 pc/kg		1.65	1.74 *	FOB		
	IQF, fillets	40-70 g/pc		4.35	4.58 *		Morocco	
CEPHALOPODS								
May 2022								
Squid/Encornet/Calamar <i>Loligo spp.</i>	Whole	S (< 18 cm)		9.80	10.32 +	Italy CIF	South Africa	
		M (18-25)		10.40	10.95 +			
		L (25-30)		11.00	11.58 +			
		XL (>30)		11.00	11.58 +			
	<i>Loligo vulgaris</i>	Fresh - whole	100-300 g/pc		12.76	13.43 -	Italy CPT	Croatia
			300-500		13.20	13.89 +		
			400-600		12.42	13.07 -		
		< 3 pc/kg	3-6		7.50	7.89	Portugal CIF	Yemen
			6-10		6.90	7.26		
		10-20		6.20	6.53			
	6.00		6.00	6.32				
<i>Loligo gahi</i>	Frozen			10.90	11.47 =	Spain wholesale	Spain	
		Whole	< 10 cm/pc		4.25	4.47	CIF	Argentina
			10-12		4.65	4.89		
	12-14		5.45	5.74				



Fish Species Trade Name	Product Form	Grading	Price per kg		Reference & Area	Origin		
			As stated	EUR USD				
CEPHALOPODS (cont.)								
						May 2022		
Squid/Encornet/Calamar <i>Illex argentinus</i>	Whole	14-18 cm/pc	2.05	2.16	Spain CIF	Argentina		
		18-22	2.35	2.47				
<i>Todarodes sagittatus</i>	Whole	1	6.50	6.84 =	wholesale	Falkland/Malvinas Islands		
		2	6.50	6.84 =				
		3	6.50	6.84 =				
		4	6.50	6.84 =				
<i>Uroteuthis duvauceli</i>	Block, frozen on board	> 20 cm/pc	2.29	2.41	FOB	Mauritania		
		12-18 cm/pc	1.95	2.05				
<i>Doryteuthis pealeii</i> <i>Doryteuthis opalescens</i>	Whole		7.30	7.68 +	wholesale	Guinea		
			6.80	7.16 +				
		12-14 cnt	3.09	3.24 *	Europe CIF	India		
		10-12	3.14	3.30 *				
	Whole - FAS	T1	7.89	8.31	Morocco FOB, for Spanish market	Morocco		
		T2	7.89	8.31				
Octopus/Poulpe/Pulpo <i>Octopus vulgaris</i>	Sushi slice	7 g/pc	15.95	16.75 =	Europe CFR	Indonesia		
		100% net weight	9	16.38			17.20 =	
	boiled cut			10.00				
		100% net weight					=	
	Flower type	1-2 kg/pc	6.67	7.00 =				
		90% net weight	>2	8.10			8.50 =	
	IQF, flower type	500-1000 g/pc	7.33	7.70 *				
		1000-1500	8.52	8.95 *				
		1500-2000	8.71	9.15 *				
		2000-3000	9.62	10.10 *				
		> 3000	9.71	10.20 *				
Fresh	0.3-0.5 kg/pc	0.5-1 kg/pc	11.00	11.58 -	Italy CPT	Italy		
		1-2	11.00	11.58 -				
		1-2	9.17	9.65 -				
		1-2	9.17	9.65 -				
Eviscerated	800-1400 g/pc	300-600	10.65	11.21	Spain FOB	Senegal/ Guinea		
		1400-1800	9.65	10.16 *				
		1800-3000	10.65	11.21				
		> 3000	10.65	11.21				
	300-600 g/pc	500-800	8.35	8.79	CIF	Morocco		
		800-1200	10.45	11.00 +				
		1000-1500	12.35	13.00 +				
		1500-2000	15.25	16.05 +				
		1500-2000	16.35	17.21 +				
	T1	T1	11.25	11.84 =	wholesale	Thailand		
T2		9.75	10.26 =					
T3		8.75	9.21 =					
T4		7.75	8.16 =					
T5		7.25	7.63 =					
Frozen, Galizian style	Fresh		17.00	17.89 +				
		Frozen	5.50	5.79 +				
	Frozen		6.90	7.26 +				
Gutted block	300-500 g/pc	500-1000	7.43	7.80 +	Italy/Portugal Spain CIF	Yemen		
		1000-2000	7.43	7.80 +				
		300-500 g/pc	9.33	9.80 *				
		500-1000	9.33	9.80 *				
Flower	1000-2000		9.33	9.80 *				
Fresh	Fresh		13.20	13.89 +	France wholesale	Europe		
		Frozen	11.00	11.58 -				
<i>Eledone moschata</i> <i>Eledone cirrhosa</i>	Fresh - whole	Mixed	3.90	4.11	Italy CPT	Croatia		
		Cleaned, block	100-150 g/pc	3.38			3.56	
	Cleaned, block	200-600	3.85	4.05 +	Spain FOB	Spain		
Cuttlefish/Seiche/ Sepia <i>Sepia spp.</i>	Frozen at land- whole block	Grade A	100-200 g/pc	5.24	5.50 *	Taiwan (Province of China) CIF	Yemen	
			200-300	5.24	5.50 *			
			>300	5.24	5.50 *			
	FAS - whole block	200-300 g/pc	300-500	5.24	5.50 +	Spain CIF		
		> 1000	500-700 g/pc	1000-1750	5.75	6.05	FOB	Spain
				1000-2000	7.45	7.84 +		
				2000-3000	6.20	6.53 *		
	3000-4000	Fresh		5.65	5.95 *		Morocco	
			5.58	5.87 *				
	Fresh		4.85	5.11 *				
	Fresh		10.50	11.05 +	wholesale	Spain		
			8.00	8.42 -				
	Fresh	< 200 g/pc	6.09	6.41	Italy CPT			
		100-300	6.03	6.35				
		500-1000	4.78	5.03 -				
			9.08	9.56 -				
						Italy		



Fish Species Trade Name	Product Form	Grading	Price per kg			Reference & Area	Origin
			As stated	EUR	USD		
CRUSTACEANS							
May 2022							
Whiteleg shrimp/ Crevette pattes blanches/Camarón patiblanco <i>Penaeus vannamei</i>	PD, chemical treatment	31-40 pc/lb	9.43	9.90 =		Europe CFR	Indonesia
	100% net weight	41-50	8.48	8.90 =			
	treated with non-phosphate	51-60	8.14	8.55 =			
		61-70	7.57	7.95 =			
		71-90	7.52	7.90 =			
		91-120	7.43	7.80 =		Italy CIF	Ecuador
	whole	26-30 pc/kg		6.65	7.00		
		31-40		6.02	6.34		
		40-50		5.73	6.03		
		50-60		5.44	5.73		
	60-70		4.85	5.11	Spain wholesale	Viet Nam	
cooked	20-30 pc/kg		9.75	10.26			
	30-50		7.35	7.74			
	40-60		7.05	7.42			
	60-80		6.30	6.63			
	80-120		5.69	5.99	United States of America CIF		
Frozen frozen, headless			6.60	6.95 -			
Cooked and peeled	51-60 pc/lb		10.29	10.80			
Argentine red shrimp/ Salicouque rouge d'Argentine/ Camarón langostin argentino <i>Pleoticus muelleri</i>	Head-on, shell-on	10-20 pc/kg		8.70	9.16 -	Spain EXW	Argentina
		20-30		8.40	8.84 -		
		30-40		8.10	8.53 =		
		40-60		8.00	8.42 =		
	frozen on board	10-20 pc/kg		9.48	9.98	FOB	
		20-30		8.78	9.24		
		30-40		7.85	8.26		
	IQF, Peeled	20-30 pc/kg		13.29	13.99	Italy CIF	
	Peeled and Deveined, broken	30-55 pc/kg		8.92	9.37	United States of America CIF	
	Peeled and Deveined	40-90		9.76	10.25		
Tails			15.90	17.97			
Giant tiger prawn/ Crevette géante tigrée/ Langostino tigre <i>Penaeus monodon</i>	Farmed, organic, cooked	20-30 pc/kg		26.00	27.37 =	France wholesale	Madagascar
		30-40		22.00	23.16 =		
		40-50		16.50	17.37 =		
Norway lobster/ Langoustine/Cigala <i>Nephrops norvegicus</i>	Fresh - Whole, 4X1.5 kg	31-40		8.10	8.53	Spain DDP	Netherlands
		41-50		8.52	8.97		
	Tails	40-60		13.35	14.05		
	Fresh - Whole	10-15		15.80	16.63	CIF	Scotland
		16-20		12.20	12.84		
		00		16.25	17.11 =		
		0		12.25	12.89 =		
		1		9.25	9.74 =		
		2		7.75	8.16 =		
		3		6.25	6.58 =		
		4		5.25	5.53 =		
		5		3.75	3.95 =		
	Tails	5-6		13.85	14.58		
	IQF whole	2-4 pc/kg		41.00	43.16	FOB	Spain
	male	20-30		15.75	16.58		
	female	30-40		6.45	6.79		
		40-50		6.75	7.11		
	IQF whole	2-4 pc/kg		41.00	43.16	CIF	Denmark
		4-7		31.65	33.32		
		7-9		31.45	33.11		
		10-15		17.10	18.00		
		16-20		15.80	16.63		
		21-30		11.85	12.47		
	31-40		6.45	6.79			
	40-50		5.95	6.26			
Fresh			32.00	33.68 +	wholesale		
Frozen			13.55	14.26 -			
Tails, 30 percent glazing	6-9 pc/kg		33.53	35.29	Italy CIF		
	11-15		18.58	19.56			
	16-20		14.18	14.93			
	21-30		10.98	11.56			
	31-40		7.25	7.63			
Live	4-8 pc/kg		30.00	31.58			
	8-15 pc/kg		25.00	26.32			
	16-25		17.00	17.89			
	25-35		20.00	21.05			
Frozen	50-60 p/kg		20.22	21.24	USA CIF	Norway	



Fish Species Trade Name	Product Form	Grading	Price per kg			Reference & Area	Origin	
			As stated	EUR	USD			
CRUSTACEANS (cont.)								
May 2022								
European lobster/ Homard européen/ Bogavante <i>Homarus gammarus</i>	Live - bulk	400-600 g/pc		52.00	54.74 =	France wholesale	Ireland	
		400-600		52.00	54.74 =		France	
	Live	400-600 gpc		22.20	23.37 +	Italy CPT	Europe	
		> 1000 > 2000		20.00 20.54	21.05 21.62			
American lobster/ homard américain/ langosta americana <i>Homarus americanus</i>	Live	400-600 g/pc		26.00	27.37	France wholesale	Canada	
	Frozen	Live	Claws		19.22	20.23 -	Italy CPT	United States of America
					23.41	24.64 -		
	Meat	Tails	5-6 oz/pc		21.32	22.38	United States of America CIF	Canada
					74.34	78.05		
					56.85	59.69		
Scalloped spiny lobster/ Langouste festonnée/ Langosta festoneada <i>Panulirus homarus</i>	Whole	70-100 g/pc		12.95	13.60	Taiwan (Province of China) CIF	Yemen	
		100-150 g/pc		20.48	21.50			
		150-200		20.48	21.50			
		200-250		21.90	23.00			
		250-300		21.90	23.00			
	Panulirus spp.	Fresh	70-100 g/pc		12.33	12.95	Italy CIF	
			100-150		15.19	15.95		
			150-200		15.19	15.95		
			200-250		17.62	18.50		
			250-300		17.62	18.50		
		300-350		20.00	21.00			
	Fresh			30.00	31.58 =	Spain wholesale	Cuba	
	Frozen			16.80	17.68 =			
Arabian whip lobster/ Langouste fouet arabe/ Langosta de fusta arabica <i>Puerulus sewelli</i>		SS		13.12	13.78	Italy CIF	Yemen	
		S		14.76	15.50			
		M		16.19	17.00			
		L		17.14	18.00			
Edible crab/Tourteau/ Buey de mar <i>Cancer pagurus</i>	Live, bulk	T2 (13-16 cm)		7.18	7.56 +	France Auction	France	
	Fresh			7.62	8.02 +	Italy CPT	UK	
Spinous spider crab/ Araignée européenne/ Centolla europea/ <i>Maja squinado</i>	Live - female			5.09	5.36 -			
	Live - male			4.73	4.98 -			
	female			4.00	4.21 =			
	male			4.00	4.21 =			
Snow crab/ Crabes des neiges/ Cangrejo de las nieves <i>Chionoecetes opilio</i>	Legs			26.87	28.22	United States of America CIF	Canada	
	Claws			19.74	20.72			
	Sections	5-8 oz/pc		27.29	28.66 *			
		8-10		29.39	30.86 *			
Blue swinning crab/ Etrielle bleue/ Jaiba azul <i>Portunus pelagicus</i>	Whole	140-200 g/pc		3.67	3.85 *	France CIF	Yemen	
		500-1000		4.62	4.85			
		1000-2000		4.62	4.85			
		> 3000		4.62	4.85			
		Broken		3.14	3.30			
BIVALVES								
May 2022								
Oyster/Huître/Ostra <i>Crassostrea gigas</i> <i>Ostrea edulis</i>	Live	60-100 g/pc		11.40	12.00 -	Spain CIF	Netherlands	
		80-95 g/pc		17.36	18.27			
		95-110		18.50	19.47			
		110-130		16.67	17.54			
		G2 (100 units)		83.00	87.37 =			
Mussel/Moule/Mejillón <i>Mytilus edulis</i> <i>Mytilus galloprovincialis</i>	Live - Bottom mussel	Bulk		2.60	2.74 =	France wholesale	France	
				2.30	2.42 +			
				2.80	2.95 +			
				3.70	3.89			
Mytilus chilensis	Live - Rope	60-80 pc/kg		2.80	2.95 +	Spain FOB	Spain/Italy	
				3.70	3.89			
	Vaccum packed	30-40 pc/kg		1.00	1.05	wholesale		
				2.55	2.68 *			
	IQF	40-60 pc/kg		7.75	8.16 *	CIF	Netherlands	
				1.60	1.68 +			
	Live	Frozen	> 100 pc/kg		3.70	3.89 =	CIF	Netherlands
					4.20	4.42		
	Razor shell/Couteau/ Navaja - <i>Solenidae</i>	Live	S		1.43	1.51 -	Italy CPT	Italy
					1.92	2.02 -		
				4.45	4.68 =			
Frozen		M	10-12 cm/pc		4.00	4.21 =	Spain CIF	Chile
					4.00	4.21 +		
					5.30	5.58 +		
Live	Live, depurated	10-12 cm/pc		4.60	4.84 =	France wholesale	Imported	
				5.30	5.58 +			



Fish Species Trade Name	Product Form	Grading	Price per kg			Reference & Area	Origin
			As stated	EUR	USD		
BIVALVES (cont.)							May 2022
Great Atlantic scallop/ Coquille-St- Jacques/ Vieira <i>Pecten maximus</i>	Fresh whole shell, roe-on		4.60	4.84 =		France wholesale	France
	Fresh whole shell, roe-off		6.20	6.53 =			Imported
	Fresh, meat, roe-on		27.50	28.95 =			
	Fresh, meat, roe-off		27.00	28.42 =			
	Frozen, meat, roe-on		28.00	29.47 =			
	Frozen, meat, roe-off		27.50	28.95 =			
	IQF, whole	3-5 pc/kg		5.89	6.20 =	Spain FOB	Spain
	6		4.35	4.58 =			
		4-6	4.10	4.32			
	Frozen, meat, 15 percent glazing	10-11 pc/kg	10.45	11.00 =			
	Frozen - whole		3.35	3.53 =	Italy CPT	Imported	
	Frozen, half shelf		7.64	8.04 =			
Japanese carpet shell/ Palourde japonaise/ Almeja japonesa <i>Ruditapes philippinarum</i>	Live		10.34	10.88 =		Italy	
			7.50	7.89 =	Spain wholesale	Spain	
Atlantic salmon/ Saumon de l'Atlantique/ Salmón del Atlántico <i>Salmo salar</i>	Fresh - gutted, head-on	2-3 kg/pc	11.50	12.11 =	France wholesale	Norway	
		3-4	12.00	12.63 +			
		4-5	12.50	13.16 +			
		5-6	13.50	14.21 +			
		6-7	13.50	14.21 +			
	Fresh - label rouge	2-3 kg/pc	11.80	12.42 =		Scotland	
		frozen, wild	2-3	15.00	15.79 +		
	Smoked - Fillet, vacuum reconstituted sides	1-2 kg/pc	32.00	33.68 =			
	Fresh - Fillet	3-4 kg/pc	19.50	20.53 +		Norway	
	Smoked - Fillet, vacuum reconstituted sides	1-2 kg/pc	33.00	34.74 =			
	Fresh - gutted, head-on	1-2 kg/pc	NOK 82.36	8.00	8.40 +	Norway FOB	
		2-3	NOK 100.20	9.74	10.22 +		
		3-4	NOK 118.97	11.56	12.14 +		
		4-5	NOK 120.98	11.76	12.34 +		
		5-6	NOK 128.89	12.53	13.15 +		
		6-7	NOK 133.12	12.94	13.58 +		
		7-8	NOK 134.13	13.03	13.69 +		
		8-9	NOK 134.81	13.10	13.76 +		
		> 9	NOK 132.15	12.84	13.48 +		
		Fresh	3-4 kg/pc	13.50	14.21 +		
	4-5		14.75	15.53 +			
	5-6		15.00	15.79 +			
	6-7		15.50	16.32 +			
	Fresh, organic	4-5 kg/pc	13.50	14.21	wholesale	Ireland	
		5-6	14.50	15.26			
	Fresh fillet		18.00	18.95 +	wholesale	Norway	
	Smoked fillet		22.50	23.68 +			
Fresh		13.80	14.53 +				
Frozen		4.50	4.74 =				
gutted, head-on	4-5 kg/pc	8.75	9.21	Tunisia CFR			
IQF - salmon slices		9.73	10.24	Europe CFR			
Fresh - salmon cubes 8x8x8		9.73	10.24				
Fresh - Whole - Superior	1-2 kg/pc	4.73	4.98 =	Italy CPT			
	2-3	5.26	5.54 =				
	3-4	6.04	6.36 =				
	4-5	6.53	6.87 =				
	5-6	6.76	7.12 =				
	6-7	6.83	7.19 =				
	7-8	6.82	7.18 =				
	8-9	6.94	7.31 =				
	9-10	7.06	7.43 =				
	IQF portion, 10% glazing	100-150 g/pc	10.65			12.99 =	
IQF portion		14.50	15.22	United States of America CIF	United States of America		
Filletts		15.22	15.98			Chile	
TROUT							May 2022
Rainbow trout/ Truite arc-en-ciel/ Trucha arco iris <i>Oncorhynchus mykiss</i>	Fresh- whole		6.20	6.53 =	France wholesale	France	
	Fillet		8.50	8.95 =			
	Fillet, smoked		29.00	30.53 =	Retail		
	Whole, gutted, bulk		10.00	10.53 =			
	Fresh - whole		4.70	4.95 =			Spain wholesale
Fresh - fillets		5.00	5.26 =				
Fresh - whole		4.20	4.42 =	Italy CPT	Italy		
	300-400 g/pc	4.00	4.21 =				



Fish Species Trade Name	Product Form	Grading	Price per kg		Reference & Area	Origin
			As stated	EUR USD		
FRESHWATER FISH						
						May 2022
Arctic char/Omble-chevalier/ Trucha alpina <i>Salvelinus alpinus</i>	Fresh- whole		11.00	11.58 =	France wholesale	Europe
Nile perch/Perche du Nii/Perca del Nilo <i>Lates niloticus</i>	Fillet - skinless	300-500 g/pc	5.24	5.50	Europe CFR	Uganda
	Interleaved, 100% net weight	500-1000	6.14	6.45		
	Fresh, whole	2000-4000 g/pc	5.23	5.51 +	Italy FCA	Tanzania
	Fresh - fillets		7.23	7.61 +	retail	
Pike perch/Sandref/ Lucioperca <i>Sander lucioperca</i>	Fresh - fillets		14.99	15.78 +		
	Fillets		9.50	10.00 =	Spain wholesale	
	Fillets		5.80	6.11 *		
	Fillet - skinless, PBI, IWP	500-1000 g/pc	6.14	6.45	CFR	
Pike perch/Sandref/ Lucioperca <i>Sander lucioperca</i>	Fresh- whole	Average size	15.50	16.32 =	France wholesale	Europe
	Fillet		13.20	13.89 =		
	Fresh- whole	big size	15.50	16.32 -		
Nile Tilapia/Tilapia du Nii/Tilapia del Nilo <i>Oreochromis niloticus</i>	Fillet - skinless, IQF, PBO	5-7 oz/pc	3.81	4.00	Spain CFR	China
	Fillet	3-5 oz/pc	5.10	5.37	United States of America CIF	Viet Nam
Black tilapia/Tilapia noit/ Tilapia negra <i>Oreochromis placidus</i>	Fillet	4-5 oz/pc	4.52	4.75		
Channel catfish/Barbue de riviere/ bagre de cabal <i>Ictalurus punctatus</i>	Fillet	3-5 oz/pc	9.51	9.99		
		4-6	9.95	10.45		China
Pangasius <i>Pangasius hypophthalmus</i>	Fillet, thawed		4.15	4.37 +	Italy CIF	Viet Nam
	Fresh, fillet		5.00	5.26 =	Spain wholesale	
	Fillet		3.25	3.42 +		
NON-TRADITIONAL SPECIES						May 2022
Sturgeon/Esturgeon/ Esturione <i>Acipenseridae</i>	Frozen - Whole	1.5-2 kg/pc	6.50	6.84	France CIF	France
	Gutted	5-7 kg/pc	7.50	7.89		
	Fillets	200-300 g/pc	15.00	15.79		
		800-1000	15.00	15.79		
<i>A.baeri</i>	Caviar (Aquitaine) metal boxes		1,200	1,263		
European eel/Anguille d'Europe/ Anguila europea <i>Anguilla anguilla</i>	Smoked	Medium	48.00	50.53 =	wholesale	Europe
	Fresh		10.00	10.53 -	Italy CPT	
Dusky grouper Mérrou noir/Mero moreno <i>Epinephelus marginatus</i>	Fresh	5-10 kg/pc	6.67	7.00	CIF	Yemen
	Fresh - whole	1-2 kg/pc	12.47	13.13 -	CPT	Senegal
		2-4	12.57	13.23 -		
		4-7	11.46	12.06 -		
		7-10	10.54	11.09 -		
		10-20	9.40	9.89 -		
> 20	8.97	9.44 -				
White grouper/ Merou blanc/Cherna de ley <i>Epinephelus aeneus</i>	Gutted	1.5-2 kg/pc	5.14	5.40 -	France CIF	Yemen
		2-3	5.14	5.40 -		
		3-5	5.14	5.40 -		
		5-10	5.14	5.40 -		
		2-3 kg/pc	5.43	5.70 -	Italy CIF	
		3-5	5.43	5.70 -		
5-10	5.43	5.70 -				
White-blotched grouper/ Mérrou plate grise Mero de lunares <i>Epinephelus multinotatus</i>	H&G	3-5 kg/pc	6.86	7.20 *	Spain CIF	
		5-8	6.86	7.20 *		
		5-10	6.86	7.20 *		
		>10	6.86	7.20 *		
Mahi mahi/Dorade/ Dorado <i>Coryphaena hippurus</i>	Gutted, skinless		2.81	2.95	Europe CIF	Mozambique
	Fresh, whole		4.76	5.01	Italy CPT	Spain
		Fresh, fillets		10.29	10.83	
	Portions	8 oz/pc	15.12	15.87	United States of America CIF	Ecuador
		6-7	13.79	14.48		
	Fresh, fillets		2.65	2.79	Spain FOB	
H&G	< 20 kg/pc	4.75	5.00 +		Spain	
Common pandora/ Pageot commun/ Breca <i>Pagellus erythrinus</i> <i>Pagellus bellotti</i>		350-450 g/pc	2.40	2.53		
		425-525	2.45	2.58		
		500-700	2.45	2.58		
		300-500 g/pc	2.29	2.40	Italy CIF	Yemen
Blue shark/ Peau bleue/Tiburón azul <i>Prionace glauca</i>	H&G, skin-on	< 4 kg/pc	2.51	2.64 +	Spain FOB	Spain
		4-7	2.51	2.64 +		
		7-12	2.51	2.64 +		
		12-20	2.43	2.56 -		
		> 20	2.45	2.58 -		
	H&G, skinless	< 4 kg/pc	3.20	3.37 +		
		4-7	3.20	3.37 +		
		7-12	3.20	3.37 +		
	12-20	3.01	3.17 +			
	> 20	3.04	3.20 +			



Fish Species Trade Name	Product Form	Grading	Price per kg		Reference & Area	Origin
			As stated	EUR USD		
NON-TRADITIONAL SPECIES (cont.)						
May 2022						
Mako shark/Taupe bleue Marrajo dientuso <i>Isurus oxyrinchus</i>		< 10 kg/pc	3.95	4.16 =	Spain FOB	
		10-30	6.25	6.58 +		
		30-50	5.98	6.29 +		
		50-100	5.90	6.21 +		
		> 100	4.65	4.89 =		
Black marlin/Makaire noir/ Marlin negro <i>Makaira nigricans</i>	H&G, skin-on	< 80 kg/pc	4.95	5.21 +		
		> 80	4.95	5.21 +		
Blue marlin/Makaire bleu/ Marlin azul <i>Makaira indica</i>		< 80 kg/pc	4.85	5.11 +		
		> 80	4.95	5.21 +		
Crimson jobfish Colas fil/Panchito hebra <i>Pristipomoides filamentosus</i>	Whole, gutted	2- 3 kg/pc	3.05	3.20 *	France CIF	Yemen
		3- 5	3.33	3.50 *		
		5- 10	3.33	3.50 *		
		3- 5	3.43	3.60	Italy CIF	
		5- 10	3.43	3.60		
SEABASS/SEABREAM/ MEAGRE						
May 2022						
Seabass/Bar, Loup/Lubina <i>Dicentrarchus labrax</i>	Fresh - whole farmed	200-300 g/pc	4.30	4.53 =	Greece FOB	Greece
		300-450	5.40	5.68 =		
		450-600	5.70	6.00 =		
		600-800	6.30	6.63 =		
		800-1000	7.30	7.68 =		
		> 1000	9.30	9.79 =		
		200-300 g/pc	4.50	4.74 =	Italy CIF	
		300-450	5.60	5.89 =		
		450-600	5.90	6.21 +		
		600-800	6.50	6.84 =		
		800-1000	7.50	7.89 =		
		> 1000	9.50	10.00 =		
		200-300 g/pc	4.55	4.79 =	France CIF	
		300-450	5.65	5.95 +		
		450-600	5.95	6.26 +		
		600-800	6.55	6.89 =		
		800-1000	7.55	7.95 =		
		> 1000	9.55	10.05 =		
		200-300 g/pc	4.54	4.78 =	Spain CIF	
		300-450	5.64	5.94 +		
		450-600	5.94	6.25 +		
		600-800	6.54	6.88 =		
		800-1000	7.54	7.94 =		
		> 1000	9.54	10.04 =		
		200-300 g/pc	4.57	4.81 =	Germany CIF	
		300-450	5.67	5.97 +		
		450-600	5.97	6.28 +		
		600-800	6.57	6.92 =		
800-1000	7.57	7.97 =				
> 1000	9.57	10.07 =				
200-300 g/pc	4.55	4.79 =	Portugal CIF			
300-450	5.65	5.95 +				
450-600	5.95	6.26 +				
600-800	6.55	6.89 =				
800-1000	7.55	7.95 =				
> 1000	9.55	10.05 =				
200-300 g/pc	4.73	4.98 =	UK CIF			
300-450	5.83	6.14 +				
450-600	6.13	6.45 +				
600-800	6.73	7.08 =				
800-1000	7.73	8.14 =				
> 1000	9.73	10.24 =				
500-1000 g/pc		20.70	21.79	Spain CFR	France	
1000-2000		23.30	24.53			
2000-3000		24.40	25.68			
3000-4000		24.40	25.68			



Fish Species Trade Name	Product Form	Grading	Price per kg			Reference & Area	Origin
			As stated	EUR	USD		
SEABASS/SEABREAM/ MEAGRE (cont.)							May 2022
Seabass/Bar, Loup/Lubina <i>Dicentrarchus labrax</i>	Fresh - whole - wild, from trawling	800-1000 g/pc	19.50	20.53	-	France wholesale	France
		1000-2000	20.50	21.58	-		
		2000-3000	22.50	23.68	-		
	Fresh - whole - wild, from line fishing	1000-2000 g/pc	24.50	25.79	-		
		2000-3000	29.00	30.53	-		
	Fresh - whole - farmed	400-600 g/pc	7.30	7.68	=	Italy CPT	Croatia
		600-800	11.00	11.58	=		
		800-1000	13.00	13.68	=		
		300-400 g/pc	5.60	5.89	-		
		400-600	5.91	6.22	-		
		600-800	7.50	7.89	-		
	Fresh, wild	600-800 g/pc	9.00	10.84	-		Morocco
		500-1000	9.20	11.08	-		
		1000-2000	9.42	11.35	-		
		> 2000	10.47	12.61	-		
Fresh, wild	500-1000 g/pc	15.00	18.07	-	Spain CIF	Denmark	
	1000-2000	15.00	18.07	-			
	2000-3000	20.80	25.06	-			
	3000-4000	23.00	27.71	-			
Fresh, wild		16.00	19.28	=	wholesale	Europe	
	Fresh, farmed	6.40	7.71	+			
Fresh, farmed	200-300 g/pc	3.96	4.17	+	Italy CIF	Greece	
	300-450	5.79	6.09	+			
	450-600	5.98	6.29	+			
	600-800	6.29	6.62	+			
	800-1000	7.43	7.82	+			
Fresh, fillets	70-100 g/pc	11.00	11.58				
	100-140	10.80	11.37				
	140-180	11.25	11.84				
Gilthead seabream/ Dorade royale/Dorada <i>Sparus aurata</i>	farmed	200-300 g/pc	5.00	5.26	+	Greece FOB	Greece
		300-450	5.00	5.26	+		
		450-600	5.00	5.26	+		
		600-800	5.00	5.26	+		
		800-1000	6.50	6.84	=		
		> 1000	8.50	8.95	=		
	farmed	200-300 g/pc	5.20	5.46	+	Italy CIF	
		300-450	5.20	5.46	+		
		450-600	5.20	5.47	+		
		600-800	5.20	5.47	+		
		800-1000	6.70	7.05	=		
		> 1000	8.70	9.16	=		
	farmed	200-300 g/pc	5.25	5.53	+	France CIF	
		300-450	5.25	5.53	+		
450-600		5.25	5.53	+			
600-800		5.25	5.53	+			
800-1000		6.75	7.11	=			
> 1000		8.75	9.21	=			



Fish Species Trade Name	Product Form	Grading	Price per kg			Reference & Area	Origin
			As stated	EUR	USD		
SEABASS/SEABREAM/ MEAGRE (cont.)							May 2022
Gilthead seabream/ Dorade royale/Dorada <i>Sparus aurata</i>	Fresh - whole farmed	200-300 g/pc	5.24	5.52 +	Spain CIF		
		300-450	5.24	5.52 +			
		450-600	5.24	5.52 +			
		600-800	5.24	5.52 +			
		800-1000	6.74	7.09 =			
		> 1000	8.74	9.20 =			
		200-300 g/pc	5.27	5.55 +			Germany CIF
		300-450	5.27	5.55 +			
		450-600	5.27	5.55 +			
		600-800	5.27	5.55 +			
		800-1000	6.77	7.13 =			
		> 1000	8.77	9.23 =			
		200-300 g/pc	5.25	5.53 +			Portugal CIF
		300-450	5.25	5.53 +			
		450-600	5.25	5.53 +			
	600-800	5.25	5.53 +				
	800-1000	6.75	7.11 =				
	> 1000	8.75	9.21 =				
	200-300 g/pc	5.43	5.72 +	UK CIF			
	300-450	5.43	5.72 +				
450-600	5.43	5.72 +					
600-800	5.43	5.72 +					
800-1000	6.93	7.29 =					
> 1000	8.93	9.40 =					
Fresh - wild	500-1000 g/pc	24.40	25.68	Spain CIF	France		
	1000-2000	19.80	20.84				
	3000-4000	16.40	17.26				
Fresh, wild		22.00	26.51 +	wholesale	Europe		
Fresh, farmed		5.00	6.02 -				
Fresh, wild	500-800 g/pc	22.00	23.16 +	France wholesale	France		
	800-1000	22.00	23.16 -				
	> 1000	25.00	26.32				
Fresh - farmed	300-400	5.80	6.11 =	France wholesale	EU		
	400-600	6.20	6.53 =				
	600-800	11.30	11.89 =				
	800-1000	12.80	13.47 =				
	300-400 g/pc	5.22	5.49 +			Italy CIF	Greece
	200-300 g/pc	3.84	4.04 -				
300-400	3.69	3.88 -					
400-600	3.69	3.88 -					
600-800	3.54	3.73 -					
800-1000	4.27	4.49 -					
1000-1500	7.63	8.03 +	CPT				
1500-2000	7.40	7.79					
Fresh - wild	300-500 g/pc	9.90	10.42 -	Italy CIF	Morocco		
	600-800	16.04	16.88 -				
	800-1000	16.86	17.75 -				
	1000-2000	15.90	16.74 -				
Fresh - farmed	Large	10.70	12.89 =	Italy CIF	Italy (Orbetello)		
	Medium	9.70	11.69 =				
	300-400 g/pc	5.60	5.89 -				
	400-600 g/pc	6.30	6.63 -				
600-800	7.03	7.40 -	Croatia				
White seabream/Sar/Sargo <i>Diplodus sargus</i>	Fresh		6.50	6.84 -	Italy CPT	Senegal	
		300-500 g/pc	7.78	8.19 +			
		500-700	10.22	10.76 -			
		700-1000	10.20	10.74 -			
		1000-2000	10.03	10.56 -			
Meagre/Maigre commun/Corvina <i>Argyrosomus regius</i>	Fresh - Whole farmed	500-1000 g/pc	5.00	5.26 +	Italy CPT	Greece	
		1000-2000	5.00	5.26 -			
		> 2000	4.56	4.80 +			
	Fresh- whole, wild	0.8-1 kg/pc	11.98	12.61 +	Italy CPT	Mediterraneo	
		1-2	6.38	6.72 -			
		5-10	5.50	5.79 -			
		10-15	9.12	9.60 -			
		15-20	12.48	13.14			
		20-30	10.70	11.26			
			9.50	10.00 -			
> 1000 g/pc	10.00	10.53 =	Spain wholesale				
			France wholesale	France			



The European Fish Price Report is a monthly GLOBEFISH publication. This issue was prepared by Helga Josupeit and Felix Dent.

PRICE REFERENCE (INCOTERMS 2010)

CFR	Cost and Freight
CIF	Cost, Insurance and Freight
CIP	Carriage and Insurance Paid To
CPT	Carriage Paid To
DAT	Delivered at Terminal
DAP	Delivered at Place
DDP	Delivered Duty Paid
EXW	Ex Works
FCA	Free Carrier
FAS	Free Alongside Ship
FOB	Free on Board

PRODUCT FORM

C&P	Cooked and Peeled
FAS	Frozen at Sea
H&G	Headed and Gutted
HOG	Head on Gutted (salmon)
IQF	Individually Quick Frozen
IWP	Individually Wrapped Pack
PBI	Pinbone In
PBO	Pinbone Off
PD	Peeled and Deveined
PTO	Peeled Tail On
PUD	Peeled, Undeveined

CURRENCY RATES

		US\$	EUR
Canada	CAD	1.28	1.35
Norway	NOK	9.80	10.29
USA	USD		1.05
EU	EUR	0.95	
Denmark	DKK	7.10	7.44
Russia	RUR	64.38	67.59

Exchange Rates 18.05.2022

SYMBOLS

- + Price increased in original currency since last report
- Price decreased in original currency since last report
- = Updated but unchanged price
- * New insertion
- Not updated since last issue

GLOBEFISH Price Dashboard FAO

GLOBEFISH is pleased to announce a new information product available on its website: the GLOBEFISH European Price Dashboard. Prices are automatically drawn from various sources along the value chain into a central database and updated once a week. Users can browse prices and analyse trends, as well as search or filter prices according to common or scientific name, species grouping, preservation, origin or market, to mention a few.



**GLOBEFISH Market Reports are available from the GLOBEFISH web site:
www.fao.org/in-action/globefish**

All rights reserved. No part of FAO/GLOBEFISH European Fish Price Report may be reproduced, stored in a retrieval system, or transmitted in any form or by any means (electronic, mechanical, photocopying or otherwise), without prior permission. Requests for use of this material (including purpose and extent) should be addressed to: GLOBEFISH - Fisheries and Aquaculture Division- Food and Agriculture Organization, Viale delle Terme di Caracalla, 00153 Rome, Italy.



Food and Agriculture
Organization of the
United Nations

EUROPEAN PRICE REPORT


GLOBEFISH

Trade and Market Team (NFIMT)
Fisheries and Aquaculture Division
Food and Agriculture Organization of the United Nations
Viale delle Terme di Caracalla
00153 Rome, Italy

globefish@fao.org

www.globefish.org

 #FAOfish



GLOBEFISH
