



Food and Agriculture  
Organization of the  
United Nations

# EUROPEAN PRICE REPORT



## Latest trends

Consumption of seafood is low in Europe at present, which is expected for this time of year. However, preparations for Chinese New Year mean strong demand from China, and this has prevented prices in Europe from falling too far.

Restaurants were open in France during the end of year season in spite of the current COVID-19 resurgence, but increasingly the Omicron threat has seen restrictions reimposed in the restaurant industry. New measures are being introduced in January 2022 to limit Omicron contagion, including a stricter health pass based on full vaccination as well as remote working policies requiring a minimum of 3 days per week working from home. This will obviously have an impact on lunchtime dining in urban areas. As a result of the restaurant closures, stocks of many popular restaurant items, such as shrimp, cephalopods and lobster have gone unsold, leading to some downward pressure on price levels.

Overall, prices are moving upwards. According to the French statistics institution (INSEE), annual consumer prices increased by 2.8 percent in December 2021. From a production perspective, raw material, energy, transports costs and labour costs have put many producers under pressure to raise prices.

## GROUND FISH

Demand for wet-salted cod fillets from frozen raw material (*Gadus macrocephalus*), and the wet-salted cod fillets (*Gadus morhua*) from fresh raw material of Faroese and Icelandic origin reached its peak during the Christmas period, and demand has continued to increase despite continuing logistical issues. General stability is expected over the coming months, possibly with slight price increases.

January 2022  
1/2022

### Index for prices

Groundfish	8
Flatfish	10
Tuna	11
Small Pelagics	11
Cephalopods	12
Crustaceans	14
Bivalves	15
Salmon	16
Trout	17
Freshwater fish	17
Non Traditional Species	17
Seabass-Seabream-Meagre	18

The **European Fish Price Report**, based on information supplied by industry correspondents, aims to provide guidance on broad price trends. Price information is indicative and should be used only for forecasting medium- and long-term trends. FAO is not responsible for any errors or omissions.



## GROUND FISH (cont.)

The Russian Federation continues to face problems shipping Alaska pollack products to China due to COVID-19 restrictions. Output of this product is expected to drop below 450 000 tonnes in 2022, far below the 540 000 tonnes reported in 2021 and 700 000 tonnes in 2020. In response to this reduction in demand, the major fishing companies are expected to reduce production of simple H&G products and instead focus more on value addition, such as fillets for the EU market. As a result of the limited availability of H&G product, prices are expected to increase sharply over the course of the year to around USD 4 500 per tonne, well above the current level of USD 3 850 per tonne.

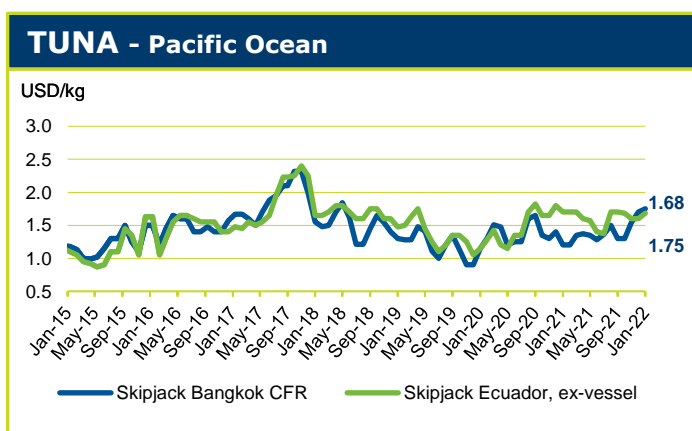
On 10 January 2022, Dalian officially opened its port to Russian vessels, reopening an important trade route after a ban that lasted for over a year. Qingdao reopened one day later. Chinese imports of frozen Alaska pollack declined by 37 percent in the first eleven months of 2021 to 347 000 tonnes worth USD 420 million. The Russian Federation remained the main supplier of this species to the Chinese market, with 93 percent of exports.

## TUNA - BILLFISHES

The overall fishing situation in the Western and Central Pacific (WCP) has improved since last month although there are still some areas affected by bad weather. There has been an increase in the number of carriers calling from WCP to Thailand. These carriers have been waiting a long time to fill up and the improvement in catches has finally allowed them to do so. Raw material supply has also been supplemented by carriers arriving from the Indian Ocean. There have been no new deals concluded recently and the most recent skipjack price is the highest for four years.

Catches in the Indian Ocean remain good and there has been an increase in carrier transshipment activities with cargo being diverted to the Bangkok and Atlantic markets. With the increase in demand from other markets, skipjack prices have also increased in the Seychelles, while yellowfin prices remain stable.

The 72-day ICCAT FAD closure has been in force since 1 January 2022 and fishing in the Atlantic Ocean is reported to be slow. With the reduction in raw material supply

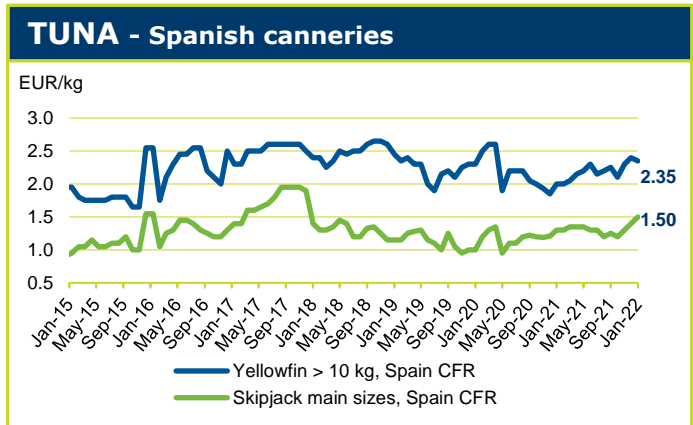
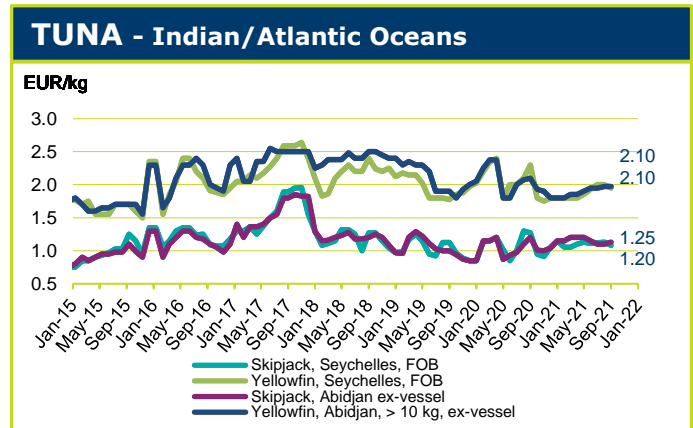


during the FAD closure, Abidjan skipjack prices have increased. Meanwhile, yellowfin price has fallen slightly.

The second 72-day IATTC 'veda' remains in force until 19 January 2022. Fishing continues to be moderate for the vessels that are out but landings are limited due to the reduction in fishing effort. Skipjack prices have increased while yellowfin prices remain steady.

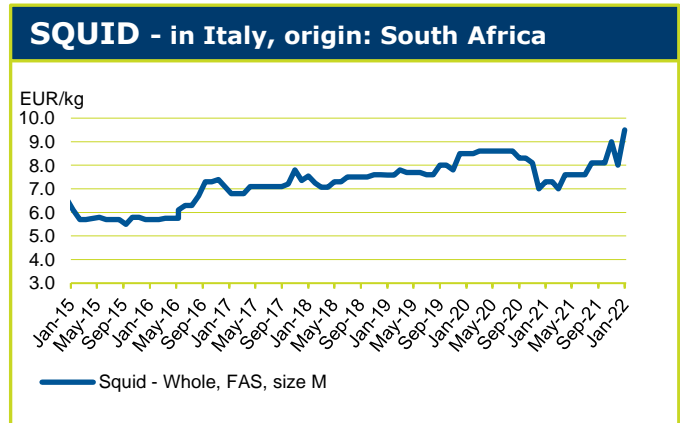
Following the uptrend in other markets, European prices for skipjack have increased, while yellowfin prices have decreased slightly. The indicative price for cooked, single cleaned skipjack loins remains stable. The 35 000 tonne duty free loins quota for Asian producers has been exhausted already in the first week of January. The second 72-day IATTC 'veda' is currently in force until 19 January 2022. Fishing is reported to be moderate for the vessels that are out fishing. Skipjack prices remain approximately stable while yellowfin prices have increased.

There has been little activity in the European market. Indicative prices for skipjack and yellowfin are rising slightly, in line with the world market price. Meanwhile, the indicative price for cooked, single cleaned skipjack loins is falling.



## CEPHALOPODS

Catches of squid in South Africa remain poor. The market is firm after significant improvement. Prices exceeded EUR 10 per kg for the first time in history. Squid fishing rights in the country are about to be reallocated as part of the Fishing Rights Allocation process 2020, and everyone is awaiting the results, which are expected by the end of January.



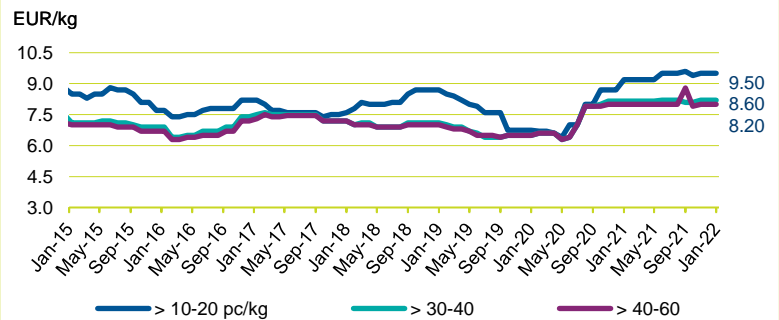
## CRUSTACEANS

In Europe, retail demand for shrimp during the Christmas holidays was excellent. However, demand from HORECA was disappointing, as the Omicron wave has resulted in restrictions affecting restaurant consumption. Even without restrictions, people have generally been reluctant to go to restaurants, fearing COVID-19 infections. As a result, wholesalers now have large stocks of unsold shrimp. These coldstorage holdings, combined with the arrival of land-frozen shrimp from Argentina, have led to price declines.

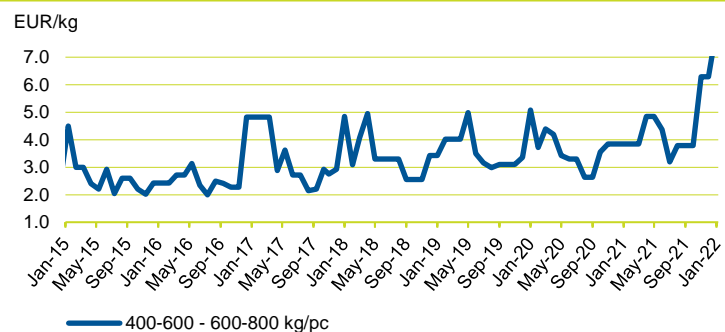
Demand in Europe for lobster was very strong in 2021 but has declined in early 2022. The soaring prices seen in December are now returning to normal. During the first three quarters of 2021, imports by the European Union (EU27) increased by 23.9 percent, from 15 800 tonnes in 2020, to 19 600 tonnes during the same period in 2021. Imports from Canada rose by 6.7 percent, while imports from Spain dropped by 6.8 percent.

In the crab market, traders have been reporting price tension due to lower supply, but prices are now softening.

### ARGENTINA RED SHRIMP - origin: Argentina



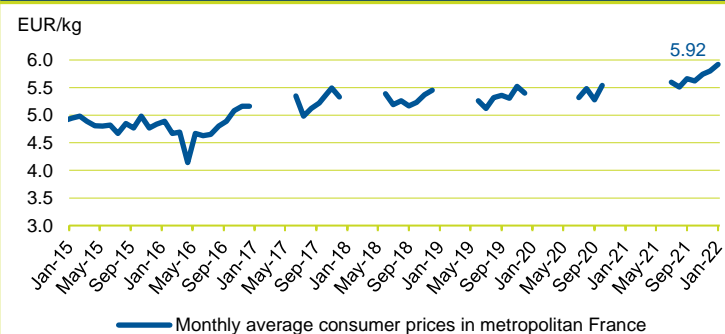
### CRAB - in France, origin: Europe



## BIVALVES

In France, there has been tension on the supply side for shellfish in general, in particular for crustaceans, with lower production and a drop in landings leading to firm prices. French bouchot mussels are still widespread on the market, although the Dutch mussel season is in full swing. The Baie du Mont-Saint-Michel AOP season generally lasts until early January, depending on quality criteria.

### MUSSEL BOUCHOT - in France

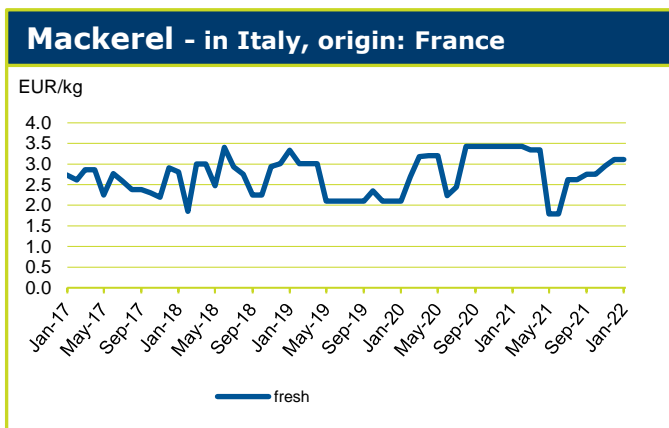


## SMALL PELAGICS

Last year was a notable year for mackerel, as the mackerel agreement with the EU and the Faroe Islands ended at the end of 2020, and there was neither a new mackerel agreement nor an agreement with the United Kingdom of Great Britain and Northern Ireland. This situation allowed the Norwegian fleet to catch large quantities of frozen mackerel.

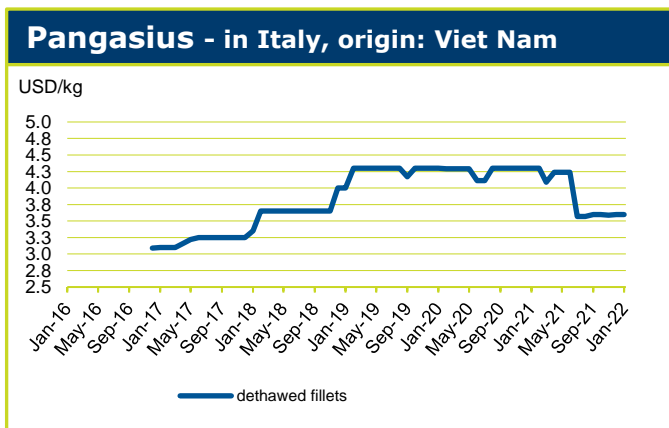
Norway's pelagic exports smashed previous records in value terms in 2021. A new record for mackerel was reached of almost USD 700 million, a 35 percent increase over 2020, for 390 000 tonnes exported. Herring exporters also achieved a near-record result.

First-hand prices for herring and mackerel in Norway for 2022 are expected to remain level with 2021. The spring-spawning herring quota is down from 495 000 tonnes in 2021 to 455 000 tonnes in 2022, but that has been offset somewhat by a 20 percent increase in the North Sea herring quota to 126 300 tonnes



## FRESHWATER

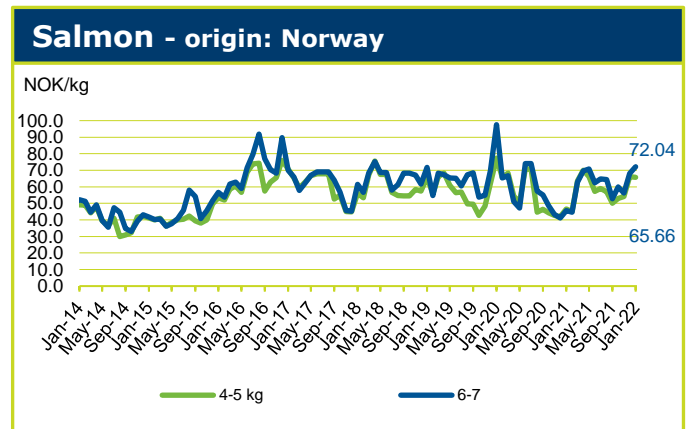
In the first ten months of 2021, imports of frozen pangasius fillets into the EU declined by 10 percent in value terms to USD 118 million. Viet Nam is the main supplier of this product, accounting for 72 percent of the market. Meanwhile, the United Kingdom of Great Britain and Northern Ireland reported a 11 percent increase of frozen pangasius fillets during the same period, for a total of USD 43 million.



## SALMON

European prices for farmed Atlantic salmon have fallen back in January, after spiking during the end-of-year festive demand surge. As of the first week of 2022, the NASDAQ salmon index was at NOK 66.07 per kg, approximately on a par with one month prior but almost NOK 10 lower than the heights reached over the Christmas period. With

2021 coming to a close, the Norwegian salmon aquaculture industry is looking back at a remarkably successful year, achieved despite significant distribution challenges. Norway exported 3.1 million tonnes of seafood worth NOK 120.8 billion last year, according to the Norwegian Seafood Council (NSC), with salmon contributing around two thirds of that revenue amount at NOK 81.4 billion (+16 percent), for 1.3 million tonnes exported (+13 percent). These figures represent all-time records for both volume and value, with the NSC pointing to food service reopening and persisting revenue streams from new marketing channels developed during the pandemic as the major drivers. The biggest retail increases have been observed for the fresh, packaged salmon segment. The Netherlands and Italy were identified by the NSC as the biggest growth markets, although a large proportion of salmon imported by the Netherlands is for processing and re-export. In the UK, prices for 1-3 kg farmed Atlantics (head-on-gutted) from Scotland have also dropped in January, but by less than their Norwegian counterparts, down to around GBP 6.40 per kg (DAP, UK) as of week 3. This is only about GBP 0.40 per kg below last year's peak.



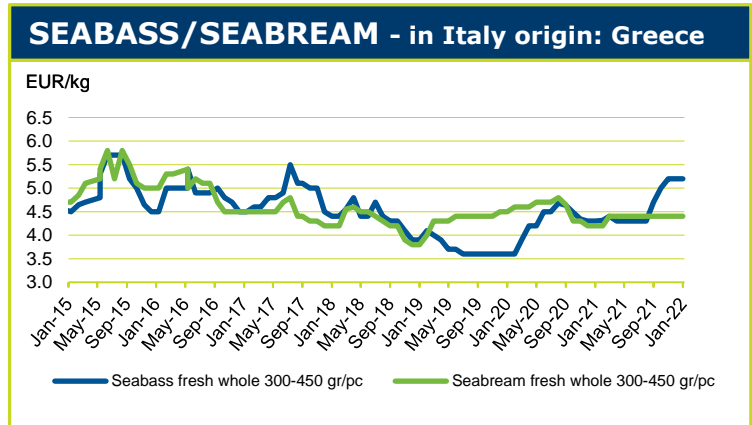
The outlook for 2022 is generally positive, despite the current Omicron wave, due to strong market demand and the expected supply tightening. Harvests in Chile and Norway were higher than anticipated in the second half of 2021, meaning there are fewer fish in the water to supply the market next year. Forward prices for early 2022 at Fish Pool are steady compared with one month ago. As of early January, forward contracts for Q1 2022 were closing at an average price of NOK 68.97 per kg, with Q2 contracts similarly stable at NOK 68.27 per kg.

## TROUT

Export prices for farmed Norwegian trout are down slightly in January, after a strong end to 2021. As of week 1, 2021, prices for fresh head-on-gutted Norwegian trout were averaging NOK 67.76 per kg (FOB), 27 percent above the same week last year. Trout was one of several seafood categories for which Norwegian exporters posted revenue records in 2021, with the NSC reporting 73 000 tonnes exported (-12 percent) worth NOK 4 billion (+5 percent). The price for fresh whole trout increased significantly in 2021, up 19 percent to NOK 59.20 per kg.

## SEABASS SEABREAM

Prices for farmed bass on major European markets are unusually high in January, continuing from a strong year-end in 2021. Greek bass of size 300-450 gram were selling for EUR 5.20 per kg in Italy, which is the highest January price for many years. Bream prices have been lower, with 300-450 gram Greek bream selling for EUR 4.40 per kg in Italy this month, but this is still relatively strong in historical terms considering that this is typically the weakest month of the year. The new dynamic is a reflection on a transformed market with a renewed focus on retail, which has propped up demand after the summer tourist season came to an end.





Fish Species Trade Name	Product Form	Grading	Price per kg			Reference & Area	Origin
			As stated	EUR	USD		
<b>GROUND FISH</b>							
<b>January 2022</b>							
<b>Cod/Cabillaud, Morue/ Bacalao</b> <i>Gadus morhua</i>	<b>Fresh gutted</b>		N.Q.		<b>Poland</b>	FOB	Baltic Sea
	<b>Fresh - Whole</b>	1-2 kg/pc	<b>6.82</b>	7.75 -	<b>Italy</b>	CPT	Denmark
		2-4	<b>8.47</b>	9.63 -			
	<b>Fresh, fillet</b>	100-200 g/pc	<b>7.58</b>	8.61 +	<b>Italy</b>	CPT	Denmark
		200-300	<b>8.30</b>	9.43 +			
	Stockfish, soaked		<b>6.34</b>	7.20 -	<b>Italy</b>	CPT	Denmark
	Stockfish, dry	700 g/pc	<b>23.00</b>	26.14 =			
	wet salted fillets	700-1000 g/pc	<b>10.20</b>	11.59 =	<b>Italy</b>	CPT	Denmark
	<b>IQF, loin portion single frozen</b>		<b>10.05</b>	11.42 +			
	portion		<b>8.99</b>	<b>10.25</b>	<b>United States of America</b>	CIF	Norway
	Fillet		<b>5.69</b>	6.47			
	H&G	500-1000 g/pc	<b>2.49</b>	2.83			
		1000-2000	<b>2.96</b>	<b>3.37</b>			
		2000-3000	<b>3.50</b>	3.98	<b>United States of America</b>	CIF	Russia
	<b>IQF</b>	5 oz/pc	<b>13.50</b>	<b>15.39</b>			
	<b>Salted cod</b>		<b>13.50</b>	15.34 =	<b>Spain</b>	wholesale	Europe
	<b>Fresh</b>		<b>5.50</b>	6.25 -			
	<b>Frozen</b>		<b>12.50</b>	14.20 -			
<b>Fresh cultured</b>		<b>4.00</b>	4.55 =				
<b>Fresh fillets</b>		<b>7.90</b>	8.98 -				
<b>Fresh, gutted</b>	1-2 kg	<b>7.40</b>	8.41	<b>France</b>	wholesale	France	
	2-3	<b>9.50</b>	10.80 +				
	3-4	<b>10.10</b>	11.48 +				
	4-5	<b>11.10</b>	12.61 +				
	1-2 kg	<b>8.40</b>	9.55	<b>France</b>	wholesale	France	
	2-3	<b>8.50</b>	9.66				
	3-4	<b>10.50</b>	11.93 -				
Fillet	100-200 g/pc	<b>12.00</b>	13.64 +				
	200-300	<b>14.00</b>	15.91 +	<b>Italy</b>	CIF	Denmark	
Fillet - <b>wet salted</b> - 1st quality produced from frozen raw material	400-700 g/pc	<b>10.00</b>	11.36 =				
<b>Hake/Merlu/Merluza</b> <i>Merluccius capensis</i>	Minced block		<b>2.25</b>	2.56 =	<b>Namibia</b>	FOB	Namibia
	H&G, wrapped	350-600 g/pc	<b>2.48</b>	2.82	<b>Spain</b>	ex-vessel	South Africa
		500-800	<b>2.85</b>	3.24			
		600-900	<b>2.99</b>	3.40			
		900-1300	<b>3.65</b>	4.15			
		800-1200	<b>3.45</b>	3.92			
		1200-1800	<b>3.75</b>	4.26			
		1600-2000	<b>3.99</b>	4.53			
		> 1800	<b>4.49</b>	5.10			
	Fillets, skin-on, interleaved	70-115 g/pc	<b>3.98</b>	4.52 =	<b>Spain</b>	ex-vessel	South Africa
		110-170	<b>3.85</b>	4.38 +			
Fillets, skin-less, interleaved	60-110 g/pc	<b>3.98</b>	4.52	<b>Spain</b>	ex-vessel	South Africa	
	110-170	<b>3.85</b>	4.38				
<b>IQF portion, trapeze</b>	90-110 g/pc	<b>8.95</b>	10.17 +	<b>Italy</b>	CIF	Namibia	
<b>Fresh - whole</b>	100-200 g/pc	<b>4.66</b>	5.61 +				
	200-300	<b>5.50</b>	6.63 -	<b>Italy</b>	CPT	Mediterranean	
	300-500	<b>5.48</b>	6.60 +				
	500-700	<b>5.60</b>	6.75 +				
	1000-2000	<b>6.00</b>	7.23				
	2000-4000	<b>6.00</b>	7.23				
	1000-2000 g/pc	<b>7.10</b>	8.55 =				
	2000-3000	<b>9.00</b>	10.84 =	<b>France</b>	wholesale	France	
	3000-4000	<b>11.50</b>	13.86 =				
<b>Frozen</b>	3-4 pc/kg	<b>5.80</b>	6.59 -	<b>Spain</b>	wholesale	Spain	
<b>Fresh, from trawling</b>	1000 g/pc	<b>5.00</b>	5.68 -				
<b>Fresh, from longlining</b>	1000	<b>8.50</b>	9.66 -				
	1000	<b>9.50</b>	10.80 -	<b>Spain</b>	wholesale	Spain	
H&G	600-700 g/pc	<b>2.35</b>	2.67				
	> 700	<b>2.45</b>	2.78				
H&G, interleaved		<b>2.10</b>	2.39				
		<b>2.20</b>	2.50	<b>Spain</b>	wholesale	Spain	
<i>Merluccius merluccius</i>	H&G, interleaved	70-120 g/pc	<b>1.65</b>	1.88	<b>Spain</b>	wholesale	Argentina
		100-200 g/pc	<b>1.69</b>	1.92 =			
		200-300	<b>1.85</b>	2.10 =			
		300-500	<b>2.29</b>	2.60 =			
		450-650	<b>2.35</b>	2.67 +			
		500-700	<b>2.58</b>	2.93 =			
<i>Merluccius hubbsi</i>		700-900	<b>2.69</b>	3.06	<b>Spain</b>	wholesale	Argentina
<i>Merluccius productus</i>	Fillet, PBO		3.18	<b>3.63</b> =	<b>ex coldstore</b>	USA	
	Minced block		2.28	<b>2.60</b> =			





Fish Species Trade Name	Product Form	Grading	Price per kg			Reference & Area	Origin
			As stated	EUR	USD		
<b>January 2022</b>							
<b>GROUND FISH (cont.)</b>							
Alaska pollack/Lieu de l'Alaska/Colin de Alaska <i>Theragra chalcogramma</i>	H&G	> 25	RUB 80.00	0.92	1.05 -	Russia wholesale	Russia
	Block			3.53	4.01	United States of America FOB	United States of America
Saithe/Lieu noir/ Carbonero <i>Pollachius virens</i>	Loins			4.00	4.55	CIF	Russia
	H&G			1.93	2.19		
Haddock/Eglefin/Eglofino <i>Melanogrammus aeglefinus</i>	H&G	< 0.8 kg/pc	NOK 26.50	2.66	3.03	Sweden FCA	Norway
				1.80	2.05	United States of America CIF	
Ling/Lingue franche/ Maruca <i>Molva molva</i>	Fillet - wet salted Produced from fresh raw material 1st quality	1-1.5 kg/pc		6.00	6.82 =	Italy DDP	Faeroe Islands
	IQF, fillets, skin-on	1-1.7 kg/pc		3.45	3.92	Spain FOB	Spain
Monkfish/Baudroie/ Rape <i>Lophius spp.</i>	Fresh, tail	< 300 g/pc		8.15	9.26 +	Italy CPT	UK
		200-500		11.94	13.57 +		
		500-1000		10.89	12.38 -		
		1000-2000		15.08	17.14 +		
		> 2000		17.55	19.94 +		
	Fresh, gutted	1000-2000		7.46	8.48 +		
		300-600 g/pc		8.17	9.28 +		
	Fresh, whole	600-1000		9.21	10.47 *		Mediterranean
		I		8.87	10.08		
		II		7.00	7.95		
	Tails	100-140 g/pc		4.97	5.65	Spain FOB	Spain
		140-250		4.97	5.65		
		250-500		5.28	6.00		
		300-800		2.50	2.84 *		
> 4000			9.45	10.74			
Whole	4000-5500		9.98	11.34			
	4500-6000		7.95	9.03			
	500-1000 g/pc		4.65	5.28			
	2000-4000		5.75	6.53			
Skinless fillets	4000-7000		4.97	5.65			
	7000-10000		4.97	5.65			
	200-300 g/pc		15.85	18.01			
Tails, skinless	100-200 g/pc		2.00	2.27	FOB	Guinea	
	400-600		2.35	2.67			
	400-800 g/pc		2.50	2.84			
	< 100		5.85	6.65			
Patagonian grenadier, Hoki/ Grenadier de Patagonie/ Merluza de cola <i>Macruronus magellanicus</i>	H&G, interleaved	100-300 g/pc		1.35	1.53		Argentina
		200-450		1.48	1.68		
		450-700		1.55	1.76		
		700-1000		1.59	1.81		
John Dory/ Saint Pierre Pez de San Pedro <i>Zeus faber</i>	Fresh - whole	1-2 kg/pc		18.50	21.02 =	France wholesale	France
		2-3		20.50	23.30 =		
	Fresh - whole	800-1000 g/pc		16.00	18.18	Italy CPT	Italy
		600-800		20.92	23.77 +		
		800-1000		14.62	16.61 -		
Fresh - gutted	1000-2000		15.91	18.08 -			
	> 2000		19.74	22.43 +			
Fresh - fillets			9.42	10.70 +			
Golden redfish Sébastes doré Gallineta dorada <i>Sebastes marinus</i>	Block, Japanese cut	80-100 g/pc		1.65	1.88	Spain FOB	Spain
		100-150		1.85	2.10		
		150-200		2.09	2.38		
		200-300		2.65	3.01		
		300-500		3.20	3.64		
		> 500		3.45	3.92 *		
	Block, whole	400-500 g/pc		1.35	1.53 =		
<i>Sebastes mentella</i> <i>Sebastes norvegicus</i>	Fresh, fillet		8.89	10.78 -	Italy CPT	Norway	
						Mauritania	
Common dentex/ Dentex commun Dentón <i>Dentex dentex</i>	Fresh	0.6-0.8 kg/pc		14.38	16.34 -		
		0.8-1		15.08	17.14 +		
		1-2		18.39	20.90 +		
		2-3		29.78	33.84 +		
		3-5		32.13	36.51 +		
		5-7		36.00	40.91 +		
		0.4-0.6 kg/pc		14.20	16.14		
	<i>Dentex gibbosus</i>	0.6-0.8		9.50	10.80 -		
		0.8-1		13.29	15.10 +		
		1-2		13.47	15.31 +		
		2-3		13.57	15.42 +		
		3-5		12.98	14.75 +		
		5-10		12.68	14.41 +		
		> 10		11.51	13.08 +		



Fish Species Trade Name	Product Form	Grading	Price per kg			Reference & Area	Origin
			As stated	EUR	USD		
<b>FLATFISH</b>							<b>January 2022</b>
<b>Turbot/Rodaballo</b> <i>Psetta maxima</i>	Fresh - whole farmed	0.5-1 kg/pc	4.00	4.55	Spain CIF	Spain	
		1-2	5.00	5.68			
		2-3	7.00	7.95			
		3-4	9.00	10.23			
	Fresh - whole wild	0.3-0.5 kg/pc	12.50	14.20	Italy CPT	Spain/Portugal	
		0.5-1	14.00	15.91			
		0.8-1	15.85	18.01			
		1-2	23.00	26.14			
		2-3	24.85	28.24			
	Culture	600-800 g/pc	10.16	11.55	Italy CPT	Spain/Portugal	
800-1000		12.26	13.93				
1000-1500		12.50	14.20 -				
1500-2000		12.72	14.45 -				
2000-2500		11.78	13.39 -				
3000-4000		14.73	16.74 +				
Fresh - gutted, wild	0.5-1 kg/pc	15.87	18.03 +	Italy CPT	Netherlands		
	0.7-1	13.19	14.99 +				
Fresh - fillets	1-2	18.77	21.33 +	Italy CPT	Netherlands		
	2-3	18.50	21.02 +				
Fresh - whole	2-3	12.30	13.98	Italy CPT	Netherlands		
<b>Spiny turbot/turbot épineux/ rodaballo espinoso</b> <i>Psettodes spp.</i>	Fresh - fillets		6.88	7.82			
<b>Sole/Sole/ Lenguado</b> <i>Solea vulgaris</i>	Fresh - whole wild	120-175	13.45	15.28	Spain CIF	Spain	
		175-200	15.10	17.16			
		200-300	17.20	19.55			
		300-500	25.80	29.32			
		400-500	24.45	27.78			
		500-600	25.80	29.32			
		600-800	35.95	40.85			
		800-1000	38.45	43.69			
		200-300 g/pc	19.80	22.50			Denmark
		300-500	26.30	29.89			
	400-500	26.30	29.89				
	200-301	200-301	29.30	33.30	France		
		200-300 g/pc	20.25	23.01			
		300-400	21.80	24.77			
		400-600	22.90	26.02			
600-800		22.90	26.02				
Fresh - gutted	4	13.14	14.93 -	Italy CPT	Netherlands		
	3	14.29	16.24 -				
	3+	14.12	16.05 -				
	2	17.15	19.49 -				
<b>Sand sole/sole-pole Lenguado de arena</b> <i>Solea lascaris</i>	Fresh - whole	150-300 g/pc	12.20	13.86 +	Italy CPT	West Africa	
		300-600	12.55	14.26 +			
<b>Senegalese sole/sole du Sénégal Lenguado senegalés</b> <i>Solea senegalensis</i>	Fresh - whole, farmed	300-400 g/pc	17.62	20.02 -	Spain CIF	Spain	
		400-500	17.62	20.02 -			
		500-600	17.75	20.17 -			
		600-700	17.75	20.17 -			
Frozen on board, IWP	400-500 g/pc		5.85	6.65	Spain CIF	Guinea	
<b>European plaice/ Plie d'Europe/ Solla europea</b> <i>Pleuronectes platessa</i>	Fresh - whole	300-400 g/pc	5.00	5.68	Italy CPT	Netherlands	
		400-600	5.20	5.91			
		> 600	5.35	6.08			
	Fresh - fillet	60-80 g/pc	6.78	7.70 +	Netherlands FOB (for Italian market)		
		IQF, whiteskin, 25 percent glazing N. 2	6.90	7.84 +			
IQF, skinless, 25 percent glazing N. 2		7.30	8.30 +				
<b>European Flounder/ Flet d'Europe/ Platija europea</b> <i>Platichthys flesus</i> <i>Scophthalmus rhombus</i>	Fresh - whole		2.60	2.95 +	Spain FOB	Spain	
		IQF, white skin on, 25% glazing No 2	6.15	6.99			
		IQF, skinless, 25% glazing No 2	6.50	7.39			
<b>Megrims/ Cardine/ Gallo</b> <i>Lepidorhombus Spp</i>	Whole	< 150 g/pc	2.25	2.56	Spain FOB	Spain	
		150-200	2.75	3.13			
		200-350	3.85	4.38			



Fish Species Trade Name	Product Form	Grading	Price per kg		Reference & Area	Origin		
			As stated	EUR USD				
<b>TUNA/BILLFISHES</b>								
						<b>January 2022</b>		
Tuna/Thon/Atún for canning	Skipjack - whole		1.54	1.75 +	Bangkok CFR	Western/Central Pacific Ocean		
			1.36	1.55	FOB			
	Skipjack - whole		1.47	1.68 +	Ecuador	Eastern Tropical Pacific Ocean		
	Yellowfin - whole		2.02	2.30 =	ex-vessel			
	Skipjack - whole		1.25	1.42 +	Seychelles	Indian Ocean		
	Yellowfin - whole		2.10	2.39 =	FOB			
	Skipjack - whole		1.20	1.36 +	Abidjan	Atlantic Ocean		
	Yellowfin - whole		2.10	2.39 -	ex-vessel			
	Skipjack - whole	1.8-3.4 kg/pc		1.50	1.70 +	Spain CFR	Various origins	
	Yellowfin - whole	> 10 kg		2.35	2.67 -			
	Skipjack	> 1.8 kg/pc		1.32	1.50 =	Tunisia CFR	Seychelles (Korean vessel)	
	Yellowfin - pre-cooked loins	double cleaned		4.74	5.40	Europe CFR		
		single cleaned		4.39	5.00		Ecuador	
	Skipjack - pre-cooked loins			4.30	4.90	various origins		
	Skipjack - cooked & cleaned loins - vacuum packed	double cleaned		4.60	5.23 =			
	for direct consumption	Albacore - whole	< 15 kg/pc	4.25	4.83 +	Spain wholesale	Atlantic	
		H&G	< 15	3.50	3.98 -			FOB
		Yellowfin- H&G		< 25 kg/pc	4.25	4.83 +		
				> 20	5.55	6.31 +		
				25-50	5.55	6.31 =		
				50-100	5.55	6.31 -		
		Skipjack - cooked loins	single cleaned		4.04	4.60		
		Bigeye - frozen loins		6.23	7.10			
		Bigeye - H&G		< 25 kg/pc	4.25	4.83 +		
				> 20	5.55	6.31 +		
				25-50	5.55	6.31 =		
50-100				5.55	6.31 -			
Yellowfin - whole		> 30		1.89	2.15	CFR		Yemen
Bluefin, fresh - whole		10-20 kg/pc	20-30	14.00	15.91	Italy CPT		Spain
	20-30		19.00	21.59 +				
	30-50		19.00	21.59 +				
Yellowfin -Steaks	6 oz/pc	8.95	10.21	United States of America CIF	Costa Rica Panama			
Yellowfin - Loins		8.45	9.63					
Swordfish/Espadon/ Pez espada <i>Xiphias gladius</i>	Fresh - whole	< 12 kg/pc	5.00	5.68 -	Spain wholesale	Atlantic Ocean		
			> 25	24.00			27.27 -	
			average	20.00			22.73 =	
	Frozen - whole	< 12 kg/pc	3.50	3.98 =	FOB			
			> 25	15.00			17.05 =	
			average	10.00			11.36 =	
	H&G, skin-on	< 10 kg/pc	10-30	5.99	6.81 -			
			30-50	7.75	8.81 -			
			50-70	7.95	9.03 -			
			70-100	7.85	8.92 -			
			100-175	7.65	8.69 -			
			> 150	7.55	8.58 -			
	Fresh - whole		15.36	17.45 +	Italy CPT			
	Fresh - slice		13.33	15.15 +				
	Fresh - slice, with bone, yellow		11.18	12.70 +				
Fresh - whole		10.70	12.16 =	France wholesale				
Frozen - fillet, vacuum		18.00	20.45 =		Spain			
<b>SMALL PELAGICS</b>						<b>January 2022</b>		
Mackerel/Maquereau/ Caballa <i>Scomber scombrus</i>	Fresh - whole		3.28	3.95 +	Italy CPT	France		
	Fresh - whole	4-6 pc/kg	3.77	4.54 +				
	Fresh - fillet, butterfly cut		6.22	7.49 -				
<i>Scomber colias</i>	Whole	Small	1.00	1.14 =	Spain wholesale	Spain		
		Large	7.00	7.95 -				
		Average	5.50	6.25 +				
	IQF Whole	2-3 pc/kg	1.68	1.91 +	FOB			
		1-2	1.58	1.80				
	IQF, H&G, 8-10% glaze	250-350 g/pc	1.75	1.99				
Whole, blockfrozen	8-14 pc/kg		0.78	0.89		Morocco		
			0.98	1.11				



Fish Species Trade Name	Product Form	Grading	Price per kg		Reference & Area	Origin			
			As stated	EUR USD					
<b>SMALL PELAGICS (cont.)</b>						<b>January 2022</b>			
<b>Horse Mackerel/ Chincard/ Jurel</b> <i>Trachurus spp</i>	Whole	> 24 cm/pc	1.23	1.40	Morocco FOB for European market	Morocco			
	Fresh	Small	0.60	0.68 =	Spain wholesale	Spain			
		Large	6.00	6.82 +					
		Average	2.00	2.27 -					
	IQF	150-300 g/kg	300-750	1.08	1.23	FOB	Guinea		
			700-1200	1.53	1.74				
			2-4 pc/kg	1.35	1.53				
		2-4 pc/kg	3-4	1.43	1.63			Spain	
			4-5	1.43	1.63				
			4-6	1.28	1.45				
7-9			1.22	1.39					
9-12			1.23	1.40					
Block frozen	100-300 g/pc	1.05	1.19	Maritania					
	200-350	1.30	1.48						
	250-350	1.35	1.53						
	300-600	1.45	1.65						
Fresh	300-500	1.45	1.65	Morocco					
	500-1000	1.59	1.81						
<b>Chub mackerel/Maquereau espagnol/ Estornino</b> <i>Scomber japonicus</i>	Block frozen	8-14 pc/kg	0.82	0.93					
<b>Herring/Hareng/Arenque</b> <i>Clupeidae</i>	Fresh - fillets		3.13	3.56 -	Italy CPT	Denmark			
	Fresh - whole	200-300 g/pc	RUB 46.00	0.53	0.60 -	Russian Fed. wholesale Vladivostok	Russia		
		300-400	RUB 93.00	1.07	1.21 +				
<b>Sprat/Sprat/Espadín</b> <i>Sprattus sprattus</i>	Fresh - whole		0.19	0.23	Poland FOB	Baltic			
<b>Sardine/Sardine/Sardina</b> <i>Sardina pilchardus</i>	Fresh - whole		1.93	2.19 +	Italy CPT	Morocco			
							Fresh - fillet		4.71
	Block, whole	12-16 cm/pc	1.28	1.45	Spain FOB				
		16-18	1.39	1.58					
		20-24	1.28	1.45					
	IQF, whole	8-14 pc/kg	0.99	1.13	wholesale				
		15-20	1.50	1.70					
	IQF, fillet	40-70 g/pc	2.45	2.78 =	France - wholesale				
		40-50 g/pc	2.65	3.01					
	Fresh			4.00	4.55 +	France - wholesale	France		
Fresh - whole			2.90	3.30 =					
Fresh - butterfly cut			6.00	6.82 =					
<b>Anchovy/Anchois/ Boquerón</b> <i>Engraulis encrasicolus</i>	Fresh		2.90	3.30	Italy CPT	Europe			
	Fresh			3.91	4.44	Spain - wholesale	France		
	Frozen on board	30-40 pc/kg		0.80	0.91	FOB	Italy		
Block frozen	40-43		1.59	1.81		Spain			
<b>CEPHALOPODS</b>						<b>January 2022</b>			
<b>Squid/Encornet/Calamar</b> <i>Loligo spp.</i>	Whole	S (< 18 cm)	8.80	10.00 +	Italy CIF	South Africa			
		M (18-25)	9.50	10.80 +					
		L (25-30)	10.50	11.93 +					
		XL (>30)	10.50	11.93 +					
	<i>Loligo vulgaris</i>	Fresh - whole	< 100 g/pc	8.11	9.22 *	Italy CIF	Croatia		
			100-300 g/pc	10.08	11.45 +				
		300-400	10.12	11.50 -					
		400-600	13.98	15.89 +					
		> 600	12.40	14.09					
		Whole, IWP	10-15 cm/pc	9.75	11.08			Spain CIF	Morocco
<i>Loligo gahi</i>	Frozen	15-21	10.55	11.99	wholesale CIF	Spain			
		21-25	11.25	12.78					
		26-30	10.88	12.36					
		30-36	9.65	10.97					
		> 36	8.55	9.72					
Whole	< 10 cm/pc	10-12	4.25	4.83	Argentina				
		12-14	5.45	6.19 =					
		14-16	6.95	7.90 =					



Fish Species Trade Name	Product Form	Grading	Price per kg			Reference & Area	Origin
			As stated	EUR	USD		
<b>CEPHALOPODS (cont.)</b>							<b>January 2022</b>
<b>Squid/Encornet/Calamar</b> <i>Illex argentinus</i>	Whole	14-18 cm/pc	2.05	2.33 =	Spain CIF	Argentina	
		18-22	2.35	2.67 =			
		22-26	3.49	3.97			
		25-30	2.65	3.01 +			
	Tentacles	40-100 gr/pc	4.59	5.22	wholesale	Falkland/Malvinas Islands	
	Whole	1	5.60	6.36 =			
		2	5.60	6.36 =			
		3	5.60	6.36 =			
		4	5.60	6.36 =			
	Whole, Block	15-18 cm/pc	2.17	2.47	FOB	Mauritania	
18-22		2.35	2.67				
22-25		2.59	2.94				
25-30		2.59	2.94				
Block, frozen on board	20-27	2.35	2.67	wholesale	Spain		
Whole, block frozen	12-17 cm/pc	2.57	2.92				
	9-18	1.98	2.25				
<i>Todarodes sagittatus</i> <i>Illex illecebrosus</i>	Whole	18-26	2.75	3.13	wholesale	United States of America	
		<i>Doryteuthis pealeii</i>		5.80			6.59 +
			<i>Doryteuthis opalescens</i>				5.00
<i>Uroteuthis duvauceli</i>		6.50	7.39 -		India		
<b>Octopus/Poulpe/Pulpo</b> <i>Octopus vulgaris</i>	Whole - FAS	T1	7.89	8.97	Morocco FOB, for Spanish market	Morocco	
		T2	7.89	8.97			
	Sushi slice 100% net weight	7 g/pc	14.47	16.50 +	Europe CFR	Indonesia	
		9	14.91	17.00 +			
	boiled cut 100% net weight		9.21	10.50 +	wholesale	Morocco	
	Flower type 90% net weight	1-2 kg/pc	5.26	6.00 +	Italy CPT	Italy	
		>2	6.58	7.50 +			
	Fresh	0.5-1 kg/pc	11.11	12.63 *	FCA	Spain	
		1-2	11.82	13.43 *			
		1-2	10.96	12.45 *			
		1-2 kg/pc	9.16	10.41			
	Eviscerated	800-1400 g/pc	1400-1800	10.65	12.10	Spain FOB	Senegal/ Guinea
			1800-3000	10.65	12.10		
			> 3000	10.65	12.10		
500-800		800-1200	11.55	13.13	wholesale	Morocco	
		1000-1500	12.55	14.26			
		1500-2000	14.38	16.34			
		2000-3000	14.38	16.34			
		3000-4000	14.85	16.88			
		> 4000	13.95	15.85			
Frozen, Galizian style		15.00	17.05 -	wholesale	Thailand		
Fresh		5.00	5.68 -				
Frozen		5.90	6.70 +				
Fresh	300-500 g/pc	5.70	6.50	Italy CIF	Yemen		
	500-1000	5.70	6.50				
	1000-2000	5.70	6.50				
	> 3000	5.70	6.50				
Fresh		10.00	11.36 =	France wholesale	Europe		
	Frozen	11.00	12.50 =				
<i>Eledone moschata</i>	Frozen - whole	Mixed	5.49	6.24 +	Italy CPT	Croatia	
<i>Eledone cirrhosa</i>	Cleaned, block	100-150 g/pc	3.38	3.84	Spain FOB	Spain	
		200-600	3.35	3.81 *			
<b>Cuttlefish/Seiche/ Sepia</b> <i>Sepia spp.</i>	Frozen at land- whole block Grade A	100-200 g/pc	4.56	5.20	Egypt CIF	Yemen	
		200-300	4.56	5.20			
		>300	4.56	5.20			
	FAS - whole block	200-300 g/pc	4.78	5.45	Spain CIF	Morocco	
		300-500	4.78	5.45			
		500-700 g/pc	5.55	6.31	FOB		
		600-800	5.19	5.90			
		1000-1250	3.95	4.49			
		1200-2000	3.97	4.51			
		2000-3000	3.85	4.38			
		3000-4000	3.85	4.38			
	5000-6000	3.10	3.52	wholesale			
6000-6500	3.10	3.52					
Frozen		8.50	9.66 -	wholesale	Spain		
Fresh		10.50	11.93 -				
Fresh	< 200	5.13	5.83 *	Italy CPT	Italy		
	100-300	4.21	4.78 *				
	300-500 g/pc	6.32	7.18 +				
	500-1000	5.24	5.95 -				
		6.36	7.23 -				



Fish Species Trade Name	Product Form	Grading	Price per kg			Reference & Area	Origin		
			As stated	EUR	USD				
<b>CRUSTACEANS</b>									
<b>January 2022</b>									
Whiteleg shrimp/ Crevette pattes blanches/Camarón patiblanco <i>Penaeus vannamei</i>	PD, chemical treatment 100% net weight treated with non-phosphate	31-40 pc/lb	8.60	9.80 -	Europe CFR	Indonesia			
		41-50	7.68	8.75 -					
		51-60	7.41	8.45 =					
		61-70	6.89	7.85 +					
		71-90	6.75	7.70 =					
	thawed	25-35 pc/kg	9.15	10.40 =	Italy CIF	Ecuador			
		31-40	8.30	9.43 =					
		40-50	7.54	8.57 -					
		50-60	6.75	7.67 =					
	cooked	20-30 pc/kg	9.40	10.68 =	Spain wholesale	Viet Nam			
30-50		7.34	8.34 -						
40-60		7.15	8.13 =						
60-80		6.50	7.39 =						
80-120		5.58	6.34 -						
Frozen		7.50	8.52 -						
frozen, headless		9.47	10.80	United States of America CIF					
Cooked and peeled	51-60 pc/lb	11.46	13.06 -						
Argentine red shrimp/ Salicoque rouge d'Argentine/ Camarón langostín argentino <i>Pleoticus muelleri</i>	Head-on, shell-on	10-20 pc/kg	9.50	10.80 =	Spain EXW	Argentina			
		20-30	8.60	9.77 =					
		30-40	8.20	9.32 =					
		40-60	8.00	9.09 =					
		10-20 pc/kg	9.65	10.97 =			FOB		
	20-30	8.95	10.17 =						
	Peeled and Deveined, broken Peeled and Deveined Tails	30-55 pc/kg	8.22	9.37	United States of America CIF				
		40-90	8.99	10.25 *					
			15.90	17.97					
	Giant tiger prawn/ Crevette géante tigrée/ Langostino tigre <i>Penaeus monodon</i>	Farmed, organic, cooked	20-30 pc/kg	26.00	29.55 =	France wholesale	Madagascar		
30-40			22.00	25.00 =					
40-50			16.50	18.75 =					
Norway lobster/ Langoustine/Cigala <i>Nephrops norvegicus</i>	Fresh - Whole, 4X1.5 kg	31-40	8.10	9.20	Spain DDP	Netherlands			
		41-50	8.52	9.68					
		40-60	13.35	15.17					
	Tails	Fresh - Whole	10-15	15.80	17.95	CIF	Scotland		
			16-20	12.20	13.86				
			21-30	8.35	9.49				
			31-40	7.15	8.13				
			00	16.25	18.47				
			0	10.25	11.65				
		Tails	1	8.25	9.38	FOB	Spain		
			2	5.45	6.19				
			3	4.75	5.40				
			5-6	13.85	15.74				
			2-4 pc/kg	41.00	46.59			CIF	Denmark
			20-30	15.75	17.90				
	30-40	7.75	8.81						
	IQF whole	male	40-50	6.75	7.67	wholesale			
			female	2-4 pc/kg	41.00			46.59	
				4-7	31.65			35.97	
				7-9	31.45			35.74	
		10-15		17.10	19.43				
		Tails	16-20	15.80	17.95				
			21-30	11.85	13.47				
			31-40	7.65	8.69				
	40-50		5.95	6.76					
	Fresh		30.00	34.09 -	Italy CIF				
		Frozen	16.50	18.75 +					
		Tails, 30 percent glazing	6-9 pc/kg	33.53			38.10 +		
			11-15	18.58			21.11 +		
			16-20	14.18			16.11 +		
21-30	10.98		12.48 +						
Live	31-40	7.25	8.24 +	USA CIF	Norway				
	8-15 pc/kg	45.50	51.70 *						
	16-25	36.92	41.95 *						
	25-35	27.00	30.68 *						
Frozen	50-60 p/kg	18.63	21.24						



Fish Species Trade Name	Product Form	Grading	Price per kg		Reference & Area	Origin
			As stated	EUR USD		
<b>CRUSTACEANS (cont.)</b>						<b>January 2022</b>
European lobster/ Homard européen/ Bogavante <i>Homarus gammarus</i>	Live - bulk	400-600 g/pc	53.00	60.23 +	France wholesale	Ireland
		400-600	61.00	69.32 +		France
	Live	400-600 gpc	20.00	22.73 -	Italy CPT	Europe
		> 1000	20.54	23.34 -		
		> 2000	20.54	23.34 -		
American lobster/ homard américain/ langosta americana <i>Homarus americanus</i>	Live	400-600 g/pc	43.00	48.86 -	France wholesale	Canada
	Frozen		15.45	17.56 +	Italy CPT	United States of America
	Live		23.38	26.57 -		
	Claws		19.63	22.38	United States of America CIF	Canada
	Meat		68.47	78.05 *		
	Tails		18.12	20.66		
Scalloped spiny lobster/ Langouste festonnée/ Langosta festoneada <i>Panulirus homarus</i>	Whole	100-150 g/pc	13.77	15.70 =	Taiwan (Province of China) CIF	Yemen
		150-200	13.77	15.70 =		
		200-250	16.40	18.70 =		
		250-300	16.40	18.70 =		
		> 300	17.98	20.50 =		
		70-100 g/pc	11.36	12.95 =	Italy CIF	
		100-150	13.99	15.95 =		
		150-200	13.99	15.95 =		
		200-250	16.23	18.50 =		
		250-300	16.23	18.50 =		
		300-350	18.42	21.00 =		
		350-400	18.42	21.00 =		
		400-500	18.42	21.00 =		
	500-600	18.42	21.00 =			
Arabian whip lobster/ Langouste fouet arabe/ Langosta de fusta arabica <i>Puerulus sewelli</i>		SS	13.65	11.25	Italy CIF	
		S	16.65	13.15		
		M	16.65	15.15		
		L	16.65	16.15		
Edible crab/Tourteau/ Buey de mar <i>Cancer pagurus</i>	Live, bulk	T2 (13-16 cm)	8.00	9.09 +	France Auction	France
	Fresh	800-1000 g/pc	6.68	7.59 +	Italy CPT	UK
		1000-2000	6.51	7.40 +		
			5.68	6.45 *		
Spinous spider crab/ Araignée européenne/ Centolla europea/ <i>Maja squinado</i>	Live - female		5.46	6.20 +		
	Live - male		5.96	6.77 -		
	female		4.82	5.48		France
	male		5.50	6.25		
Snow crab/ Crabes des neiges/ Cangrejo de las nieves <i>Chionoecetes opilio</i>	Legs		24.75	28.22	United States of America CIF	Canada
	Claws		18.18	20.72		
	Sections	S-2L	22.81	26.00		Russia
Blue swinning crab/ Etrielle bleue/ Jaiba azul <i>Portunus pelagicus</i>	Whole	300-500 g/pc	3.29	3.75	France CIF	Yemen
		500-1000	3.29	3.75		
		1000-2000	3.29	3.75		
		> 3000	3.29	3.75		
	Broken		2.89	3.30		
<b>BIVALVES</b>						<b>January 2022</b>
Oyster/Huître/Ostra <i>Crassostrea gigas</i> <i>Ostrea edulis</i>	Live	60-100 g/pc	13.80	15.68	Spain CIF	Netherlands
		80-95 g/pc	17.36	19.73		
		95-110	18.50	21.02		
		110-130	16.67	18.94		
		G2 (100 units)	82.00	93.18 =	France wholesale	France
	M3 (100 units)	92.00	104.55 =			
Mussel/Moule/Mejillón <i>Mytilus edulis</i> <i>Mytilus galloprovincialis</i>	Live - Bottom mussel	Bulk	2.60	2.95 =		
			2.20	2.50 =		Netherlands
	Live - Rope	60-80 pc/kg	2.40	2.73 +		Spain/Italy
	Live		3.70	4.20 -	retail	France
	Vaccum packed	30-40 pc/kg	1.00	1.14	Spain FOB	Spain/Italy
	Live		1.40	1.59 =	wholesale	
	Frozen		3.00	3.41 =		
	Live	> 100 pc/kg	4.20	4.77	CIF	Netherlands
	Live		1.75	1.99 =	Italy CPT	Italy
			2.22	2.52 *	Sardinia	
	IQF - shell-off, 7 percent glazing	200-300 pc/kg	4.25	4.83 +	CIF	Chile
	Frozen - meat	100-200 pc/kg	7.00	7.95	CPT	
	Mussel meat		2.56	2.92	Spain CIF	
IQF, Half shell		3.43	3.91			
Whole, vaccum packed		1.81	2.06			
Razor shell/Couteau/ Navajas - Solenidae	Fresh	S	10.50	11.93		Ireland
		M	18.50	21.02		
	Live, depurated	10-12 cm/pc	3.80	4.32		Netherlands
	Live		4.50	5.11 -	wholesale	Europe
		5.50	6.25 =	France wholesale	Imported	



Fish Species Trade Name	Product Form	Grading	Price per kg		Reference & Area	Origin
			As stated	EUR USD		
<b>BIVALVES (cont.)</b>						<b>January 2022</b>
Great Atlantic scallop/ Coquille-St- Jacques/ Vieira <i>Pecten maximus</i>	Fresh whole shell, roe-on		4.80	5.45 +	France wholesale	France
	Fresh whole shell, roe-off		4.60	5.23 +		Imported
	Fresh, meat, roe-on		32.00	36.36 +		
	Fresh, meat, roe-off		30.50	34.66 +		
	Frozen, meat, roe-on		28.00	31.82 =		
	Frozen, meat, roe-off		27.50	31.25 =		
	IQF, whole		4.10	4.66	Spain FOB	
	Frozen, meat, 15 percent glazing		8.45	9.60	Spain	
Frozen - whole		3.73	4.24 -	Italy CPT	Imported	
Frozen, half shelf		12.34	14.02 +			
Japanese carpet shell/ Palourde japonaise/ Almeja japonesa <i>Ruditapes philippinarum</i>	Live		10.60	12.05	Spain wholesale	Spain
			7.50	8.52 -		
Atlantic salmon/ Saumon de l'Atlantique/ Salmón del Atlántico <i>Salmo salar</i>	Fresh - gutted, head-on	2-3 kg/pc	8.40	9.55 -	France wholesale	Norway
		3-4	9.00	10.23 -		
		4-5	9.10	10.34 -		
		5-6	9.30	10.57 -		
		6-7	9.50	10.80 -		
	frozen, wild	2-3 kg/pc	8.30	9.43 -		Scotland
		2-3	8.00	9.09 =		
	Smoked - Fillet, vaccuum reconstituted sides	1-2 kg/pc	31.00	35.23 =		Norway
	Fresh - Fillet	3-4 kg/pc	13.20	15.00		
	Smoked - Fillet, vaccuum reconstituted sides	1-2 kg/pc	32.00	36.36 =		
	Fresh - gutted, head-on	1-2 kg/pc	NOK 47.20	4.73 5.39 +	Norway FOB	Norway
		2-3	NOK 57.41	5.75 6.55 +		
		3-4	NOK 63.61	6.37 7.26 +		
		4-5	NOK 65.66	6.58 7.50 +		
		5-6	NOK 68.14	6.83 7.78 +		
		6-7	NOK 72.04	7.22 8.22 +		
		7-8	NOK 72.28	7.24 8.25 +		
		8-9	NOK 73.90	7.40 8.44 +		
		> 9	NOK 74.88	7.50 8.55 +		
	Fresh	3-4 kg/pc	10.50	11.93	Spain CIF	Scotland
4-5		11.50	13.07			
5-6		12.50	14.20			
6-7		12.50	14.20			
7-8		12.50	14.20			
Fresh, organic	4-5 kg/pc	13.50	15.34	Ireland		
	5-6	14.50	16.48			
Fresh fillet		12.00	13.64 -	wholesale	Norway	
Smoked fillet		28.00	31.82 -			
Fresh		7.80	8.86 -			
Frozen		4.50	5.11 =			
gutted, head-on	4-5 kg/pc	5.95	6.76 =	Tunisia CFR		
IQF - salmon slices		9.73	11.06	Europe CFR		
Fresh - salmon cubes 8x8x8		9.73	11.06	Italy CPT	Denmark	
Fresh - Whole - Superior	1-2 kg/pc	6.21	7.06 +			
	2-3	6.01	6.83 +			
	3-4	6.79	7.72 +			
	4-5	6.75	7.67 +			
	5-6	6.92	7.86 +			
	6-7	6.84	7.77 +			
	7-8	6.80	7.73 +			
	8-9	6.85	7.78 +			
	9-10	7.23	8.22 +			
	IQF portion, 10% glazing	100-150 g/pc	10.10	12.32 -		
IQF portion		13.35	15.22	United States of America CIF	United States of America	
Filletts		14.02	15.98		Chile	
<b>TROUT</b>						<b>January 2022</b>
Rainbow trout/ Truite arc-en-ciel/ Trucha arco iris <i>Oncorhynchus mykiss</i>	Fresh- whole		6.20	7.05 =	France wholesale	France
	Fillet		8.20	9.32 =		
	Fillet, smoked		28.00	31.82 =	Retail	
	Whole, gutted, bulk		11.25	12.78 -		
	Fresh - whole		4.70	5.34 =		Spain wholesale
Fresh - fillets		5.00	5.68 =			





Fish Species Trade Name	Product Form	Grading	Price per kg		Reference & Area	Origin	
			As stated	EUR USD			
<b>FRESHWATER FISH</b>							
<b>January 2022</b>							
Arctic char/Omble-chevalier/ Trucha alpina <i>Salvelinus alpinus</i>	Fresh- whole		10.00	11.36 =	France wholesale	Europe	
Nile perch/Perche du Nil/Perca del Nilo <i>Lates niloticus</i>	Fillet - skinless	300-500 g/pc	4.82	5.50	Europe CFR	Uganda	
	Interleaved, 100% net weight	500-1000	5.66	6.45			
	Fresh, whole	2000-4000 g/pc	5.12	5.82 -	Italy FCA	Tanzania	
	Fresh - fillets		6.36	7.23 +			
Pike perch/Sandre/ Lucioperca <i>Sander lucioperca</i>	Fresh - fillets		9.50	10.80 +	Spain wholesale		
	Fillet - skinless, PBI, IWP	500-1000 g/pc	5.66	6.45	CFR		
	Fresh- whole	Average size	15.50	17.61 =	France wholesale	Europe	
	Fillet		13.20	15.00 =			
Nile Tilapia/Tilapia du Nil/Tilapia del Nilo <i>Oreochromis niloticus</i>	Fillet - skinless, IQF, PBO	5-7 oz/pc	3.51	4.00	Spain CFR	China	
	Fillet	3-5 oz/pc	5.10	5.80	United States of America CIF	Viet Nam	
Black tilapia/Tilapia noit/ Tilapia negra <i>Oreochromis placidus</i>	Fillet	4-5 oz/pc	4.17	4.75			
Pangasius <i>Pangasius hypophthalmus</i>	Fillet, thawed		3.60	4.09	Italy CIF		
	Fresh, fillets		5.00	5.68 =	Spain wholesale		
	Frozen, fillet		2.70	3.07 +			
<b>NON-TRADITIONAL SPECIES</b>							
<b>January 2022</b>							
Sturgeon/Esturgeon/ Esturione <i>Acipenseridae</i>  <i>A.baeri</i>	Frozen - Whole	1.5-2 kg/pc	6.50	7.39	France CIF	France	
	Gutted	5-7 kg/pc	7.50	8.52			
	Fillets	200-300 g/pc	15.00	17.05			
		800-1000	15.00	17.05			
	Caviar (Aquitaine) metal boxes		1,050	1,193			
European eel/Anguille d'Europe/ Anguilla europea <i>Anguilla anguilla</i>	Smoked	Medium	48.00	54.55 =	wholesale	Europe	
	Fresh		13.51	15.35 -	Italy CPT		
Dusky grouper Mérrou noir/Mero moreno <i>Epinephelus marginatus</i>	Fresh	5-10 kg/pc	5.09	5.80	CIF	Yemen	
	Fresh - whole	1-2 kg/pc	16.52	18.77 +	CPT	Senegal	
		2-3	17.53	19.92 +			
		4-7	17.96	20.41 +			
		7-10	12.18	13.84 +			
		10-20	11.74	13.34 +			
> 20	10.00	11.36 -					
White grouper/ Merou blanc/Cherna de ley <i>Epinephelus aeneus</i>	Gutted	1.5-2 kg/pc	4.91	5.60 =	France CIF	Yemen	
		2-3	4.91	5.60 =			
		3-5	4.91	5.60 =			
		5-10	4.91	5.60 =			
	2-3 kg/pc	5.04	5.75 =	Italy CIF			
		5.04	5.75 =				
		5.04	5.75 =				
		1-2 kg/pc	9.49			10.78 -	CPT
		2-4	11.64			13.23 -	
		4-7	11.69			13.28 -	
7-10	12.30	13.98 +					
Blackspotted croaker/ Courbine pintade/ Corvina pintada <i>Protonibea diacanthus</i>		2-3 kg/pc	4.50	5.11 +	Portugal CIF		
Mahi mahi/Dorado/ Dorado <i>Coryphaena hippurus</i>	Gutted, skinless		2.59	2.95	Europe CIF	Mozambique	
	Fresh, whole		4.76	5.41	Italy CPT	Spain	
	Fresh, fillets		10.01	11.38 -			
	Portions		10.79	12.30 +	United States of America CIF	Ecuador	
	Fresh, fillets		2.65	3.01	Spain FOB		
Common pandora/ Pageot commun/ Breca <i>Pagellus erythrinus</i>		125-250 g/pc	1.35	1.53		Spain	
		225-325	1.68	1.91		Guinea	
		325-600	2.09	2.38			
		300-425	1.95	2.22			
Blue shark/ Peau bleue/Tiburón azul <i>Prionace glauca</i>	H&G, skin-on	< 4 kg/pc	1.80	2.05 +			
		4-7	1.80	2.05 +			
		7-12	1.68	1.91 +			
		12-20	1.75	1.99 +			
		> 20	1.75	1.99 +			
	H&G, skinless	< 4 kg/pc	2.36	2.68 +			
		4-7	2.36	2.68 +			
		7-12	2.22	2.52 +			
		12-20	2.20	2.50 +			
		> 20	2.19	2.49 +			



Fish Species Trade Name	Product Form	Grading	Price per kg			Reference & Area	Origin
			As stated	EUR	USD		
<b>NON-TRADITIONAL SPECIES (cont.)</b>							<b>January 2022</b>
Mako shark/Taupe bleue Marrajo dientuso <i>Isurus oxyrinchus</i>		< 10 kg/pc	3.45	3.92 =	Spain FOB		
		10-30	4.95	5.63 =			
		30-50	5.15	5.85 =			
		50-100	5.15	5.85 =			
		> 100	4.75	5.40 =			
Black marlin/Makaire noir/ Marlin negro <i>Makaira nigricans</i>	H&G, skin-on	< 80 kg/pc	3.95	4.49 =			
		> 80	4.15	4.72 =			
Blue marlin/Makaire bleu/ Marlin azul <i>Makaira indica</i>		< 80 kg/pc	3.95	4.49 =			
		> 80	4.15	4.72 =			
Crimson jobfish Colas fil/Panchito hebra <i>Pristipomoides filamentosus</i>	Whole, gutted	2- 3 kg/pc	3.07	3.50 *	Spain CIF	Yemen	
		3- 5	3.07	3.50 *			
		5- 10	3.07	3.50 *			
<b>SEABASS/SEABREAM/ MEAGRE</b>							<b>January 2022</b>
Seabass/Bar, Loup/Lubina <i>Dicentrarchus labrax</i>	Fresh - whole farmed	200-300 g/pc	3.20	3.64 =	Greece FOB	Greece	
		300-450	5.00	5.68 =			
		450-600	5.50	6.25 =			
		600-800	6.20	7.05 =			
		800-1000	6.80	7.73 =			
		> 1000	8.50	9.66 =			
		200-300 g/pc	3.40	3.86 =	Italy CIF		
		300-450	5.20	5.91 =			
		450-600	5.70	6.48 =			
		600-800	6.40	7.27 =			
		800-1000	7.00	7.95 =			
		> 1000	8.70	9.89 =			
		200-300 g/pc	3.45	3.92 =	France CIF		
		300-450	5.25	5.97 =			
		450-600	5.75	6.53 =			
		600-800	6.45	7.33 =			
		800-1000	7.05	8.01 =			
		> 1000	8.75	9.94 =			
		200-300 g/pc	3.44	3.91 =	Spain CIF		
		300-450	5.24	5.95 =			
		450-600	5.74	6.52 =			
		600-800	6.44	7.32 =			
		800-1000	7.04	8.00 =			
		> 1000	8.74	9.93 =			
		200-300 g/pc	3.47	3.94 =	Germany CIF		
		300-450	5.27	5.99 =			
		450-600	5.77	6.56 =			
		600-800	6.47	7.35 =			
800-1000	7.07	8.03 =					
> 1000	8.77	9.97 =					
200-300 g/pc	3.45	3.92 =	Portugal CIF				
300-450	5.25	5.97 =					
450-600	5.75	6.53 =					
600-800	6.45	7.33 =					
800-1000	7.05	8.01 =					
> 1000	8.75	9.94 =					
200-300 g/pc	3.63	4.13 =	UK CIF				
300-450	5.43	6.17 =					
450-600	5.93	6.74 =					
600-800	6.63	7.53 =					
800-1000	7.23	8.22 =					
> 1000	8.93	10.15 =					
500-1000 g/pc		20.70	23.52	Spain CFR	France		
1000-2000		23.30	26.48				
2000-3000		24.40	27.73				
3000-4000		24.40	27.73				



Fish Species Trade Name	Product Form	Grading	Price per kg			Reference & Area	Origin	
			As stated	EUR	USD			
<b>SEABASS/SEABREAM/ MEAGRE (cont.)</b>								
<b>January 2022</b>								
Seabass/Bar, Loup/Lubina <i>Dicentrarchus labrax</i>	Fresh - whole - wild, from trawling	800-1000 g/pc	14.00	15.91	-	France wholesale	France	
		1000-2000	16.00	18.18	-			
		2000-3000	17.50	19.89	-			
	Fresh - whole - wild, from line fishing	1000-2000 g/pc	22.00	25.00	=			
		2000-3000	25.00	28.41	=			
	Fresh - whole - farmed	400-600 g/pc	600-800	6.60	7.50	=	Italy CPT	Croazia
			800-1000	8.00	9.09	=		
			11.50	13.07	=			
		300-400 g/pc	5.90	6.70	=			
		400-600	6.30	7.16	=			
	Large Medium Small	600-800	7.60	8.64	=		Italy (Orbetello)	
		10.70	12.89	=				
		9.45	11.39	+				
	Fresh, wild	500-1000 g/pc	1000-2000	15.00	18.07		Spain CIF	Denmark
			2000-3000	20.80	25.06			
3000-4000			23.00	27.71				
18.00			21.69	-				
Fresh, wild					wholesale	Europe		
Fresh, farmed			5.60	6.75	-			
Fresh, farmed	200-300 g/pc	300-450	3.78	4.30	+	Italy CIF	Greece	
		5.38	6.11	+				
		450-600	5.67	6.44	-			
		600-800	6.42	7.30	=			
		800-1000	7.40	8.41	-			
		11.00	12.50	+				
Fresh, fillets	70-100 g/pc	100-140	10.80	12.27	+			
		140-180	11.25	12.78	+			
		4.10	3.98					
Fresh - whole	200-300 g/pc	300-400	4.80	4.58			Turkey	
		400-600	5.00	5.06				
		600-800	5.60	5.54				
		800-1000	6.50	6.63				
		> 1000	7.00	7.23				
		4.20	4.77	=				
Gilthead seabream/ Dorade royale/Dorada <i>Sparus aurata</i>	farmed	300-450	4.20	4.77	=	Greece FOB	Greece	
		450-600	4.20	4.77	=			
		600-800	4.80	5.45	=			
		800-1000	6.50	7.39	=			
		> 1000	8.50	9.66	=			
		300-450	4.40	5.00	=	Italy CIF		
			4.40	5.00	=			
			5.00	5.68	=			
			6.70	7.61	=			
			8.70	9.89	=			
		200-300 g/pc	7.25	8.24	=	France CIF		
			4.45	5.06	=			
4.45	5.06		=					
5.05	5.74		=					
6.75	7.67		=					
> 1000	8.75	9.94	=					



Fish Species Trade Name	Product Form	Grading	Price per kg			Reference & Area	Origin
			As stated	EUR	USD		
<b>SEABASS/SEABREAM/ MEAGRE (cont.)</b>							
<b>January 2022</b>							
<b>Gilthead seabream/ Dorade royale/Dorada</b> <i>Sparus aurata</i>	Fresh - whole farmed	200-300 g/pc	7.24	8.23 =	Spain CIF		
		300-450	4.44	5.05 =			
		450-600	4.44	5.05 =			
		600-800	5.04	5.73 =			
		800-1000	6.74	7.66 =			
		> 1000	8.74	9.93 =			
		200-300 g/pc	7.27	8.26 =			Germany CIF
		300-450	4.47	5.08 =			
		450-600	4.47	5.08 =			
		600-800	5.07	5.76 =			
		800-1000	6.77	7.69 =			
		> 1000	8.77	9.97 =			
		200-300 g/pc	7.25	8.24 =			Portugal CIF
		300-450	4.45	5.06 =			
		450-600	4.45	5.06 =			
	600-800	5.05	5.74 =				
	800-1000	6.75	7.67 =				
	> 1000	8.75	9.94 =				
	200-300 g/pc	7.43	8.44 =	UK CIF			
	300-450	4.63	5.26 =				
	450-600	4.63	5.26 =				
	600-800	5.23	5.94 =				
	800-1000	6.93	7.88 =				
> 1000	8.93	10.15 =					
Fresh - wild	500-1000 g/pc	24.40	27.73	Spain CIF	France		
	1000-2000	19.80	22.50				
	3000-4000	16.40	18.64				
Fresh, wild		25.00	30.12 =	wholesale	Europe		
Fresh, farmed		5.00	6.02 +				
Fresh, wild	500-800 g/pc	14.00	15.91 =	France wholesale	France		
	800-1000	17.50	19.89 =		EU		
	> 1000	19.50	22.16 =		France		
Fresh - farmed	300-400	5.10	5.80 +				
	400-600	6.40	7.27 +				
	600-800	8.70	9.89 +				
	800-1000	10.00	11.36 +				
	300-400 g/pc	4.28	4.86 =			Italy CIF	
200-300 g/pc	3.73	4.24 +					
300-400	3.65	4.15 -					
400-600	3.62	4.11 -					
600-800	3.55	4.03 -					
800-1000	4.53	5.15 +					
1000-1500	6.89	7.83 -					
1500-2000	8.80	10.00 -					
Fresh - wild	500-800 g/pc	16.05	18.24 *		Morocco		
	500-1000	23.66	26.89 *				
	1000-2000	24.49	27.83 *				
	2000-3000	23.47	26.67 *				
Fresh - farmed	200-300 g/pc	3.70	4.82		Turkey		
	300-400	3.70	4.82				
	400-600	3.70	4.82				
	600-800	4.10	5.42				
	800-1000	4.10	6.63				
> 1000	5.50	8.43					
Fresh - farmed	300-400 g/pc	5.90	6.70 =		Croazia		
	400-600 g/pc	6.40	7.27 =				
	600-800	7.50	8.52 =				
farmed Orbetello	Large	10.70	12.16 =	FCA	Italy		
	Medium	9.70	11.02 =				
	Small	7.60	8.64				
<b>White seabream/Sar/Sargo</b> <i>Diplodus sargus</i>	Fresh		5.50	6.25	Italy CPT	Senegal	
		300-500 g/pc	7.52	8.55 +		Spain	
		500-700	11.45	13.01 +			
		700-1000	11.32	12.86 +			
		1000-2000	11.42	12.98 +			
<b>Meagre/Maigre commun/Corvina</b> <i>Argyrosomus regius</i>	Fresh - Whole farmed	500-1000 g/pc	3.81	4.33 -		Greece	
		1000-2000	4.33	4.92 -			
		> 2000	4.42	5.02 -			
	Fresh- whole, wild	0.8-1 kg/pc	10.07	11.44 *		Mediterraneo	
		5-10	13.24	15.05 *			
10-15		12.40	14.09 *				
	> 1000 g/pc	10.00	11.36 =	France wholesale	France		



The European Fish Price Report is a monthly GLOBEFISH publication. This issue was prepared by Helga Josupeit and Felix Dent.

## PRICE REFERENCE (INCOTERMS 2010)

CFR	Cost and Freight
CIF	Cost, Insurance and Freight
CIP	Carriage and Insurance Paid To
CPT	Carriage Paid To
DAT	Delivered at Terminal
DAP	Delivered at Place
DDP	Delivered Duty Paid
EXW	Ex Works
FCA	Free Carrier
FAS	Free Alongside Ship
FOB	Free on Board

## PRODUCT FORM

C&P	Cooked and Peeled
FAS	Frozen at Sea
H&G	Headed and Gutted
HOG	Head on Gutted (salmon)
IQF	Individually Quick Frozen
IWP	Individually Wrapped Pack
PBI	Pinbone In
PBO	Pinbone Off
PD	Peeled and Deveined
PTO	Peeled Tail On
PUD	Peeled, Undeveined

## CURRENCY RATES

		US\$	EUR
Canada	CAD	1.25	1.42
Norway	NOK	8.76	9.98
USA	USD		1.14
EU	EUR	0.88	
Denmark	DKK	6.53	7.44
Russia	RUR	76.55	87.20

Exchange Rates 18.1.2022

## SYMBOLS

- + Price increased in original currency since last report
- Price decreased in original currency since last report
- = Updated but unchanged price
- \* New insertion
- Not updated since last issue

### GLOBEFISH Price Dashboard FAO

GLOBEFISH is pleased to announce a new information product available on its website: the GLOBEFISH European Price Dashboard. Prices are automatically drawn from various sources along the value chain into a central database and updated once a week. Users can browse prices and analyse trends, as well as search or filter prices according to common or scientific name, species grouping, preservation, origin or market, to mention a few.



**GLOBEFISH Market Reports are available from the GLOBEFISH web site:  
[www.fao.org/in-action/globefish](http://www.fao.org/in-action/globefish)**



Food and Agriculture  
Organization of the  
United Nations

# EUROPEAN PRICE REPORT


## GLOBEFISH

Trade and Market Team (NFIMT)  
Fisheries and Aquaculture Division  
Food and Agriculture Organization of the United Nations  
Viale delle Terme di Caracalla  
00153 Rome, Italy

[globefish@fao.org](mailto:globefish@fao.org)

[www.globefish.org](http://www.globefish.org)

 #FAOfish



GLOBEFISH