



Food and Agriculture  
Organization of the  
United Nations

# EUROPEAN PRICE REPORT



## Latest trends

The Lent period led to strong demand for fishery products, especially in Spain and Italy. Prices trended upward for the main groundfish species. In Spain, a shortage of shark led to a doubling of prices in just one month, between March and April 2021.

In the near-term, the rate of market recovery depends primarily on the reopening of restaurants in European countries. The United Kingdom of Great Britain and Northern Ireland is in the process of restarting the foodservice sector and demand for seafood is likely to increase as a result. In the European Union, vaccination programs are proceeding slower than was anticipated at the start of the year, and restaurants remain closed in several important markets, negatively impacting seafood businesses.

April 2021  
4/2021

### Index for prices

Groundfish	8
Flatfish	9
Tuna	10
Small Pelagics	11
Cephalopods	11
Crustaceans	12
Bivalves	13
Salmon	14
Trout	14
Freshwater fish	14
Non Traditional Species	15
Seabass-Seabream-Meagre	15

The **European Fish Price Report**, based on information supplied by industry correspondents, aims to provide guidance on broad price trends. Price information is indicative and should be used only for forecasting medium- and long-term trends. FAO is not responsible for any errors or omissions.

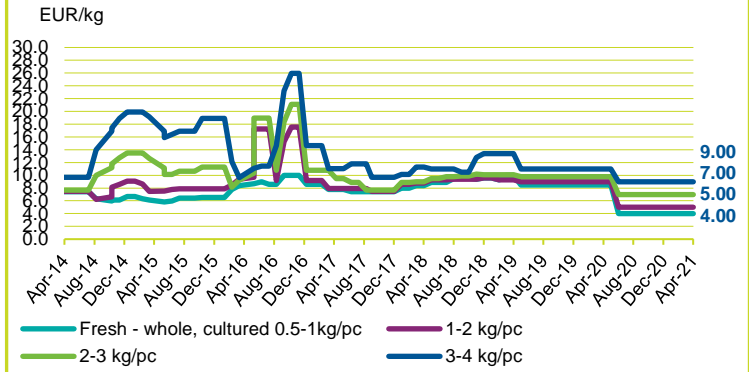
## GROUND FISH

Increasing demand and rising prices are reported in Russia for Alaska pollock and herring due to limited availability. On 6 April 2021, catches of Alaska pollock by the Russian reached fleet 723 900 tonnes, which is 16.8 percent lower than the same period in the previous year. Over 400 Russian companies are seeking to re-obtain their rights to export to China, and the supply crisis has led to significant problems in the European market, which is heavily dependent on imports of Alaska pollack fillet that are processed in China. Prices are now on the rise.

## GROUND FISH

Demand for aquacultured turbot is steady at present and prices are stable. In contrast, prices for wild turbot are increasing strongly, reflecting strong demand in the main markets, particularly Spain.

**TURBOT - in Spain, origin: Spain**



## TUNA - BILLFISHES

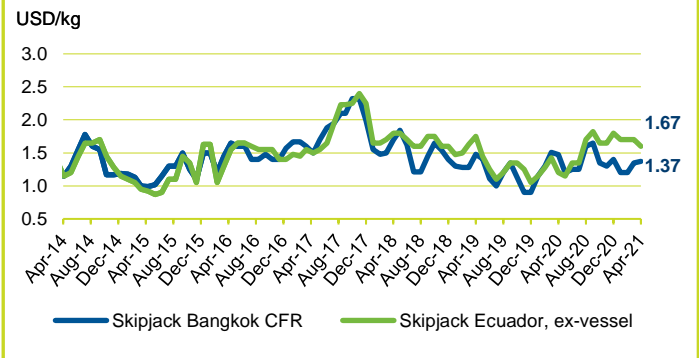
Fishing in the Western and Central Pacific (WCP) has improved to moderate while raw material inventories at Thai canneries remain healthy. The COVID-19 situation in Thailand seems to be under control and Bangkok port has returned to normal operations. Skipjack prices are generally stable.

Catches in the Indian Ocean remain moderate-to-good. However, fishing effort has been reduced as some vessels are tied up due to COVID-19. Raw material inventories at local canneries remain moderate. Skipjack prices have increased in Mahe while yellowfin prices remain stable.

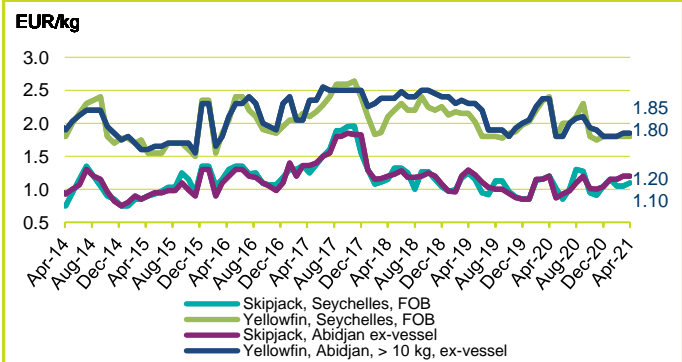
The FAD closure in the Atlantic Ocean ended on 31 March 2021. Since most of the fishing vessels have just started fishing, there is not much information available as to the initial fishing results. However, there is widely expected to be a major improvement over the past few months. Raw material inventories at local canneries remain short for now. Both skipjack and yellowfin prices remain stable.

Fishing in the Eastern Pacific Ocean has slowed to moderate as fishing effort has decreased to about 64 percent of the fleet out at sea. Despite the reduction of local catches, raw material inventories at local canneries are at healthy levels due to

**TUNA - Pacific Ocean**

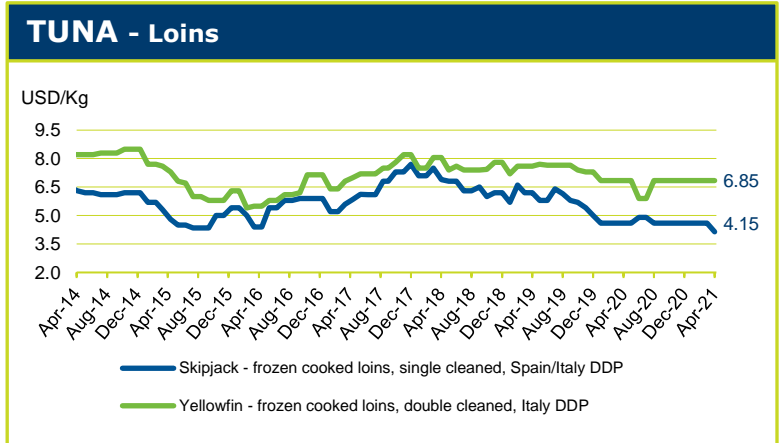


**TUNA - Indian/Atlantic Oceans**



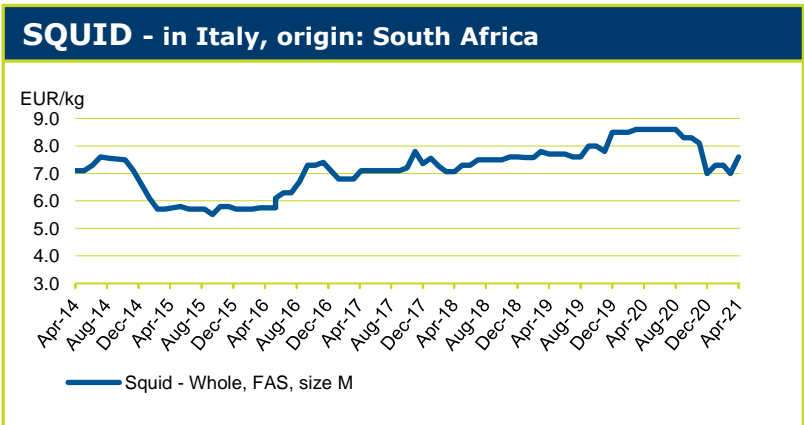
containers and carriers arriving from other markets. Skipjack prices have fallen but yellowfin prices have risen due to shortages.

The European price for skipjack remains steady while yellowfin prices continue to increase. The market price for cooked, single cleaned skipjack loins has increased slightly.



## CEPHALOPODS

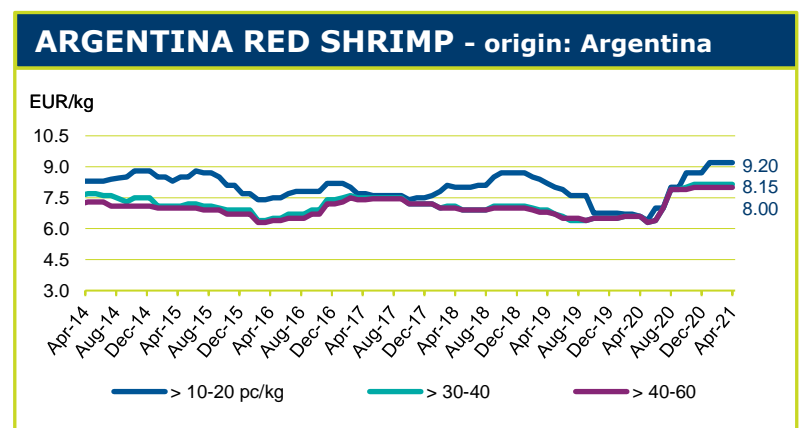
The squid fishing season in South Africa is now closed until 1 July. Weak catches mean there is no leftover stock and prices have not moved, while the persisting poor market environment caused by the COVID-19 pandemic in Italy and Spain is limiting demand. The South African currency has been relatively strong, which has also not helped exporters.



Octopus prices have been continuously rising since the beginning of this year and demand from Japan is strengthening.

## CRUSTACEANS

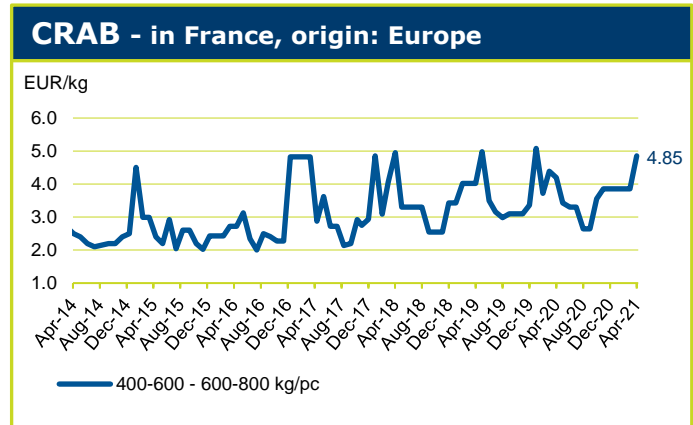
The fresh shrimp fishing season in Argentina has come to an end, while the fishing season to the north of the 41st parallel started only in mid-April. As a result of limited production, the country's coldstorage holdings are low. In Europe, importer stocks are also low, and demand seems to be picking up after the very difficult market situation last year. This has



led to some price increases, especially for the 10/20 size. In the meantime, traders are awaiting the opening of the frozen shrimp season in Argentina, but some continuing restrictions due to the ongoing effects of the pandemic are likely.

Shrimp aquaculture production has been steady, with sufficient supply and prices holding steady at the same level for the past few weeks. Compared with last month, the share of small-sized shrimp in total output is higher due to the start of the rainy season, meaning larger sizes are in limited supply. Medium sizes such as 70 head-on are still available, however, as a result of the stocking of ponds in early February.

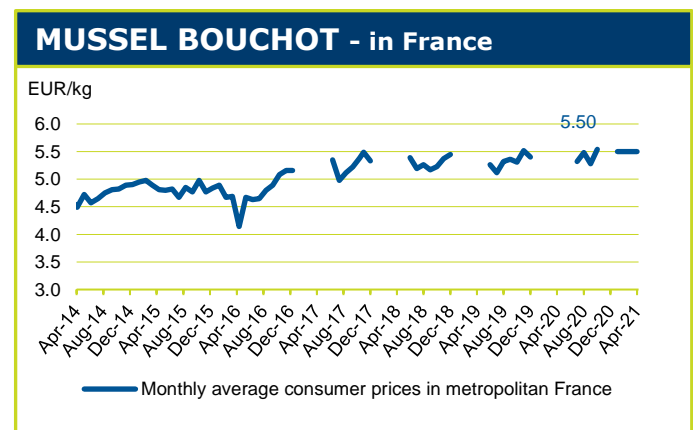
Crab prices rose by EUR 1.00 per kg in the month of April, which is normal at this time of the year. Last year was an exception, but this can be attributed to the early impact of COVID-19 on crab trade. This return of seasonal patterns has boosted optimism among crustacean traders.



## BIVALVES

The market for bivalves remains quite challenging. In France, restaurants are still closed, which eliminates a major source of demand. According to the latest announcement from the government, the current plan is to allow the staged reopening of restaurants from 15 May onwards, based on a successful rollout of the vaccination program. The French bouchot mussel season is over, as is the Dutch bottom mussel season, and Irish organic rope mussels are the most plentiful option at French retail.

Oyster producers in France have been even more severely impacted than mussel traders by the restaurant closures. Their main sales outlets in the meantime are retail and takeaway or home delivery.

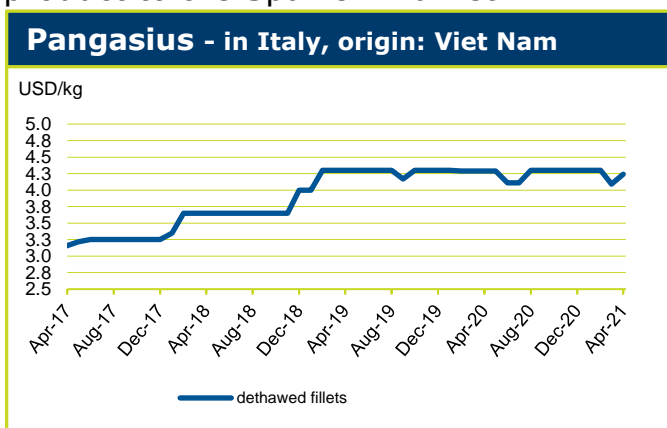


## FRESHWATER

The Spanish market for freshwater fish has been relatively strong. Imports of frozen tilapia fillets were 272 tonnes in January 2021, a 10 percent up from the same month of 2020. Unit values also increased from USD 2.70 per kg to USD 2.92 per kg. China is by far the most important supplier of this product to the Spanish market.

Meanwhile, the pangasius market in Spain continues to shrink. In the first month of 2021, some 389 tonnes of frozen fillets of this species were imported, compared with 582 tonnes in January 2020 and 758 tonnes in 2019. The main reason for this decline was reduced demand from the HORECA sector, which uses pangasius as an ingredient in cheap seafood options in fixed priced menus. In line with the slow

demand, the unit value of frozen pangasius fillets declined from USD 3.55 per kg in January 2019 to USD 2.85 per kg in January 2020 and finally to USD 2.40 per kg in 2021. Viet Nam remains the main supplier of this product to the Spanish market.



## SALMON

European prices for farmed Atlantic salmon have been increasing steeply since the end of February from a low base at the beginning of the year. The NASDAQ Salmon Index, a weighted average price of fresh head-on-gutted (HOG) Atlantic salmon out of Norway was at NOK 67.06 per kg as of week 14. This is around NOK 15 above the equivalent week in 2019 and represents an increase of 7 percent compared with 1 month prior and 57 percent compared with 12 weeks prior. The upward trend has been driven by seasonal demand in the run up to Easter, a partial return of demand in key COVID-hit markets, and ongoing supply difficulties faced by competing producer nations such as Chile and the UK. This is particularly true in Asian markets, where Norway continues to see significant growth.

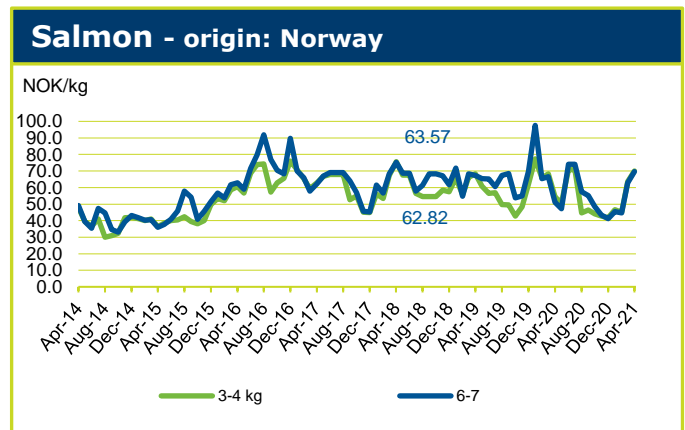
Norway's Q1 salmon export revenues are well down year-on-year, however, due to the weak prices at the beginning of 2021 and a strengthening of the Norwegian krone versus most major currencies. According to the Norwegian Seafood Council (NSC), Norway exported 297 200 tonnes of salmon worth NOK 18 billion in the first quarter, respectively representing a 18 percent increase and a 4 percent decrease compared with the same period last year. The average unit value of these exports dropped from NOK 69 per kg to NOK 54.43 per kg over the same timeframe. Countries with large processing industries such as Poland and Denmark are taking a higher share of Norwegian volumes this year, a reflection of boost in popularity of value-added

convenience products that has been a core component of new consumer purchasing patterns since the pandemic.

In the UK, the Scottish salmon industry has had to contend with both the ongoing impact of the pandemic and with logistical delays associated with the range of new post-Brexit trade requirements. Industry stakeholders are calling for urgent action by the British authorities and have expressed concerns that the damage inflicted on the country's reputation and suppliers' relationships with buyers may be difficult to reverse. Prices for fresh HOG Atlantics (3-6 kg) out of Scotland were averaging GBP 5.90 per kg in week 15, edging close to the levels observed this time last year.

Chilean production of farmed Atlantics is expected to drop 10-20 percent in 2021, concentrated towards the second half of the year, more or less offsetting the expected growth in European output. This should see prices lift somewhat, but they are not expected to return to the exceptionally high levels achieved in recent years.

Fish Pool forward contracts for April and May were closing at NOK 63.50 and 62.40 per kg respectively as of mid-April, falling back to NOK 61.93 per kg for Q2 as a whole. Caution continues to prevail in the market as the vaccine rollout schedule remains highly uncertain in most countries.



## TROUT

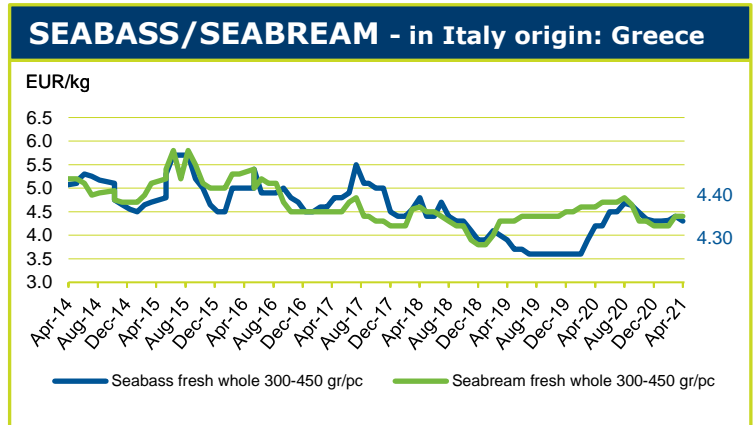
Norwegian trout supply has been tight over the last few months, protecting the sector from severe price declines. For week 12, the average FOB price of fresh HOG trout out of Norway was NOK 60.60 per kg, around 10 percent above the same week last year. Volumes over the first quarter were 22 percent down in both volume and value according to the NSC, to 12 000 tonnes worth NOK 751 million.

## SEABASS SEABREAM

The European farmed bass and bream sector is closely following the progress of vaccine rollout programs across the continent as the peak summer season approaches. The sector has been able to stave off the worst effects of the COVID-19 pandemic by pivoting to retail and by virtue of a timely supply contraction last year. However, the absence of foodservice demand and the various travel restrictions remain a problem for a sector that depends on the seasonal restaurant trade for a significant proportion of sales. One issue is that retail buyers tend to demand smaller sizes (300-600 g), leaving a surplus of larger fish.

In week 14, Spanish price data reported by the wholesale market Mercamadrid, shows prices for < 600 g seabream and seabass (Greek origin)

at EUR 4.50 and EUR 4.75 per kg respectively. Meanwhile, there has been no change in prices for Greek fish in the Italian market, with 300-450 g fish selling at EUR 4.40 and EUR 4.30 per kg for bream and bass respectively.





Fish Species Trade Name	Product Form	Grading	Price per kg		Reference & Area	Origin
			As stated	EUR USD		
<b>GROUND FISH</b>						
						<b>April 2021</b>
<b>Cod/Cabillaud, Morue/ Bacalao</b> <i>Gadus morhua</i>	Fresh gutted		N.Q.		Poland FOB	Baltic Sea
	Fresh - Whole		8.14	9.81 -	Italy CPT	Denmark
	Stockfish	700 g/pc	22.00	26.51 -	DDP	Norway
	wet salted fillets	700-1000 g/pc	9.20	11.08 *		Iceland
	IQF, loin portion single frozen		9.55	11.51 *	CIF	
	Frozen - whole	2-3 kg/pc	2.91	3.51 *	Europe CIF	Russia
		3-5	3.01	3.63 *		Norway
	Block Bits and Pieces		5.00	6.02 *		
	Block		2.95	3.55 *		
	Salted cod		12.90	15.54 +	Spain wholesale	Europe
	Fresh		5.50	6.63 =		
	Frozen		12.50	15.06 =		
	Fresh cultured		4.00	4.82 =		
Fresh fillets		8.00	9.64 +			
	1-2 kg	5.50	6.63 *	France wholesale		
	2-3	5.30	6.39 *			
	3-4	5.40	6.51 *			
	4-5	6.50	7.83 *			
<i>Gadus macrocephalus</i>	Fillet - wet salted - 1st quality produced from frozen raw material	400-700 g/pc	8.50	10.24 -	Italy CIF	Denmark
<b>Hake/Merlu/Merluza</b> <i>Merluccius capensis</i>	Minced block		2.10	2.53 =	Namibia FOB for Spanish market	Namibia
	H&G, wrapped	400-600 g/pc	2.59	3.12 *	Spain ex-vessel	
		600-800	2.98	3.59 *		
<i>Merluccius merluccius</i>	IQF portion, trapeze	90-110 g/pc	7.95	9.58 =	Italy CIF	Europe
	Fresh - whole	100-200 g/pc	5.57	6.71 +	CPT	
	Frozen	3-4 pc/kg	5.10	6.14 -	Spain wholesale	Spain
<i>Merluccius hubbsi</i>	Fresh, from trawling	1000	3.80	4.58 +		
	Fresh, from longlining	1000	7.50	9.04 *		Europe
		1000	10.00	12.05 *		Argentina
	H&G, interleaved	70-150 g/pc	1.49	1.80	FOB	
		100-250 g/pc	1.58	1.90		
	200-350	1.69	2.04			
	300-500	2.05	2.47			
<i>Merluccius senegalensis</i>	Fillets, skinless, interleaved	60-110 g/pc	3.45	4.16 =		
		120-170	3.49	4.20 =		
	Fillets, skin-on, interleaved	60-120 g/pc	2.69	3.24		
	H&G, interleaved	200-400 g/pc	1.59	1.92 *	ex-vessel	Senegal
		300-450	1.83	2.20 *		
	300-600	1.97	2.37 *			
<i>Merluccius productus</i>	H&G, wrapped	300-400	1.86	2.24 *		
		400-500	2.19	2.64 *		
		500-800	2.57	3.10 *		
	Fillet, PBO		2.75	3.30 =	USA EXW	USA
	Minced block		1.92	2.30 =		
<b>Alaska pollack/Lieu de l'Alaska/Colin de Alaska</b> <i>Theragra chalcogramma</i>	H&G	>25	RUB 75.00	0.82 0.98 +	Russian Fed. wholesale Vladivostok	Russian Fed.
		>30		0.81 0.98		
	Minced Block			3.50 4.20 *	USA fob	USA
				6.36 7.63 *		
<b>Haddock/Eglefin/Eglofino</b> <i>Melanogrammus aeglefinus</i>	H&G	< 0.8 kg/pc	NOK 26.50	2.64 3.16	Sweden FCA	Norway
<b>Hoki, Patagonian grenadier/ Grenadier de Patagonia/ Merluza de cola</b> <i>Macruronus magellanicus</i>	H&G, interleaved	100-300 g/pc	1.35	1.63 +	Spain FOB	Argentina
		200-450	1.48	1.78 +		
		450-700	1.55	1.87 +		
		700-1000	1.59	1.92 +		
<b>Ling/Lingue franche/ Maruca</b> <i>Molva molva</i>	Fillet - wet salted Produced from fresh raw material 1st quality	1-1.5 kg/pc	5.00	6.02 +	Italy DDP	Faeroe Islands
<b>Monkfish/Baudroie/ Rape</b> <i>Lophius spp.</i>	Fresh - Tail		7.98	9.61	Italy CPT	UK
	Tails	300-450 g/pc	1.93	2.33 *	Spain FOB	Spain
	300-600 g/pc	3.49	4.20 =			
	400-600	2.88	3.47 *			
	900-1600	4.85	5.84 -			
<b>Blue whiting/Merlan bleu/ Bacaladilla</b> <i>Micromesistius poutassou</i>	Landfrozen, IQF	8-10 pc/kg	0.75	0.90		
	Frozen on board	100-300 g/pc	1.33	1.60		
	H&G, interleaved	200-450	1.44	1.73		
<b>Bogue/Boga</b> <i>Boops boops</i>	Landfrozen, block	150-250 g/pc	0.78	0.94		





Fish Species Trade Name	Product Form	Grading	Price per kg		Reference & Area	Origin	
			As stated	EUR USD			
<b>GROUND FISH (cont.)</b>						<b>April 2021</b>	
Bigeye grenadier/ Grenadier à gros yeux/ Granadero ojísapo <i>Macrourus holotrachys</i>	Frozen on board, skinless H&G, interleaved	100-250 g/pc	1.45	1.75	Spain FOB	Argentina	
		200-400	1.58	1.90			
		400-600	1.58	1.90 *			
		600-800	1.65	1.99 -			
Patagonian grenadier, Hoki/ Grenadier de Patagonie/ Merluza de cola <i>Macruronus megellanicus</i>	H&G, interleaved	100-300 g/pc	1.35	1.63 =			
		200-450	1.48	1.78 *			
		450-700	1.55	1.87 *			
		700-1000	1.59	1.92 *			
John Dory/ Saint Pierre Pez de San Pedro <i>Zeus faber</i>	Fresh - whole	1-2 kg/pc	16.50	19.88 -	France wholesale	France	
		2-3	18.00	21.69 -			
	Fresh - gutted		8.15	9.82	Italy CPT	Senegal	
	Fresh - whole	1-2 kg/pc	13.20	15.90 *	Spain CFR	France	
2-3		14.80	17.83 *				
Golden redfish Sëbastes doré Gallineta dorada <i>Sebastes norvegicus</i> <i>Sebastes marinus</i>	Block-Frozen	2-3 pc/kg	1.25	1.51	Spain FOB	Spain	
		Block, Japanese cut	100-150 g/pc	1.85	2.23 *		
			150-200	2.00	2.41 *		
			200-300	2.43	2.93 *		
300-500	2.73		3.29 *				
Whole	180-250 g/pc	1.05	1.27 *				
	250-350	1.10	1.33 *				
Fresh		8.84	10.65	Italy CPT	Norway		
<b>FLAT FISH</b>						<b>April 2021</b>	
Turbot/Rodaballo <i>Psetta maxima</i>	Fresh - whole farmed	0.5-1 kg/pc	4.00	4.82 =	Spain CIF	Spain	
		1-2	5.00	6.02 =			
		2-3	7.00	8.43 =			
		3-4	9.00	10.84 =			
	Fresh - whole wild	0.3-0.5 kg/pc	7.55	9.10 +		Netherlands	
		0.5-1 kg/pc	11.80	14.22 +			
		0.8-1	12.50	15.06 +			
		1-2	14.95	18.01 +			
		2-3	13.35	16.08 +			
		3-4	13.15	15.84 +			
Fresh - whole		8.42	10.14	Italy CPT	Spain/Portugal		
Fresh - whole	0.5-1 kg/pc	10.00	8.13		Netherlands		
	1-2	10.00	12.05				
	2-3	10.00	12.05				
	3-4	10.00	12.05				
		10.00	12.05				
		10.00	12.05				
Spiny turbot/turbot épineux/ rodaballo espinoso <i>Psettodes spp.</i>	Fresh - gutted		6.51	7.84			
Sole/Sole/ Lenguado <i>Solea vulgaris</i>	Fresh - whole wild	< 175 g/pc	10.50	12.65	Spain CIF		
		120-175	7.15	8.61 *			
		175-200	11.40	13.73 +			
		200-300	13.30	16.02 -			
		300-500	16.50	19.88 +			
		400-500	16.25	19.58 +			
		500-600	17.05	20.54 +			
		200-300 g/pc	19.20	23.13 *			
		300-400	22.30	26.87 +			
		400-600	23.80	28.67 +			
		600-800	23.80	28.67 +			
		800.1000	23.80	28.67 +			
		1000-2000	23.80	28.67 +			
Sand sole/sole-pole Lenguado de arena <i>Solea lascaris</i>		11.38	13.71	Italy CPT	West Africa		
	9.62	11.59					
Senegalese sole/sole du Sénégal Lenguado senegalés <i>Solea senegalensis</i>		12.51	15.07		Senegal		



Fish Species Trade Name	Product Form	Grading	Price per kg		Reference & Area	Origin	
			As stated	EUR USD			
<b>FLATFISH (cont.)</b>						<b>April 2021</b>	
European plaice/ Plie d'Europe/ Solla europea <i>Pleuronectes platessa</i>	Fresh - whole	300-400 g/pc	5.35	6.45 +	Spain CIF	Netherlands	
		400-600	5.45	6.57 +			
European Flounder/ Flet d'Europe/ Platija europea <i>Platichthys flesus</i> <i>Scophthalmus rhombus</i>	IQF, white skin on, 25% glazing IQF, skinless, 25% glazing	> 600	6.10	7.35 +	Italy CPT	Netherlands FOB	
		No 2	6.05	7.29 *			
Cadenat's sole/ Sole de Cadenat Sortija de Cadenat <i>Pegusa cadenati</i>	whole, IQF	No 2	6.40	7.71 *	Spain FOB	Spain	
		12-15 cm	0.69	0.83			
Greenland halibut/ Flétan noir/ Fletan negro <i>Reinhardtius hippoglossoides</i>	Block	200-300 g/pc	3.98	4.80 *			
		500-1000	4.28	5.16 *			
		1500-1500	4.35	5.24 *			
<b>TUNA/BILLFISHES</b>						<b>April 2021</b>	
Tuna/Thon/Atún for canning	Skipjack - whole		1.14	1.37 +	Bangkok CFR FOB	Western/Central Pacific Ocean	
			1.13	1.35 +			
		Yellowfin - whole	2.04	2.45 +	Ecuador ex-vessel	Eastern Tropical Pacific Ocean	
		Skipjack - whole	1.10	1.33 +			
		Yellowfin - whole	1.80	2.17 =	Seychelles FOB	Indian Ocean	
		Skipjack - whole	1.20	1.45 =			
		Yellowfin - whole	> 10 kg	1.85	2.23 =	Abidjan ex-vessel	Atlantic Ocean
		Skipjack - whole	1.8-3.4 kg/pc	1.35	1.63 =		
		Yellowfin - whole	> 10 kg	2.15	2.59 +	Spain CFR	Various origins
		Skipjack	> 1.8 kg/pc	1.29	1.55 +		
		Skipjack - whole		1.75	2.10	Tunisia CFR	Seychelles
		Yellowfin - pre-cooked loins	double cleaned	4.58	5.50		
		Skipjack - pre-cooked loins	single cleaned	4.33	5.20	Europe CFR	Ecuador
		Skipjack - pre-cooked loins		4.08	4.90		
		for direct consumption	Skipjack - cooked & cleaned loins - vacuum packed	double cleaned	3.49	4.15	Italy DDP
double cleaned	5.76			6.85			
Albacore - whole	> 12 kg/pc			13.93	16.78	Italy CPT	Italy
Bigeye - whole	> 12			11.81	14.23		
Albacore - whole	> 12 kg/pc			6.50	7.83 +	Spain wholesale FOB	Atlantic
Albacore - whole	< 15			4.35	5.24 +		
Yellowfin - H&G	< 25 kg/pc			2.95	3.55 +	CFR	Yemen
Yellowfin - H&G	> 20			4.75	5.72 +		
Skipjack - cooked loins	single cleaned			3.46	4.15 +	wholesale	Atlantic Ocean
Bigeye - frozen loins				5.92	7.10		
Bigeye - H&G	< 25 kg/pc			2.89	3.48 +	FOB	Morocco
Bigeye - H&G	> 20			4.70	5.66 +		
Yellowfin - whole	> 30			1.75	2.10 *	France, wholesale	Spain
Fresh - whole	< 12 kg/pc			5.00	6.02 -		
Swordfish/Espadon/ Pez espada <i>Xiphias gladius</i>	Frozen - whole			> 25	26.00	31.33 +	France, wholesale
		average	16.00	19.28 -			
		< 12 kg/pc	3.50	4.22 =	FOB	Morocco	
		> 25	14.00	16.87 =			
		average	9.50	11.45 =	France, wholesale	Spain	
		< 10 kg/pc	4.38	5.28 +			
		10-30	4.99	6.01 =	France, wholesale	Spain	
		30-50	5.97	7.19 +			
		50-70	5.88	7.08 =	France, wholesale	Spain	
		70-100	5.45	6.57 -			
		100-150	5.35	6.45 -	France, wholesale	Spain	
		> 150	4.98	6.00 -			
		Fresh - whole		10.50	12.65 =	France, wholesale	Spain
		Frozen - filet, vacuum		8.40	10.12		
		Fresh - gutted		9.95	11.99	Italy FCA	Morocco
Frozen - gutted		9.95	11.99				



Fish Species Trade Name	Product Form	Grading	Price per kg		Reference & Area	Origin		
			As stated	EUR USD				
<b>SMALL PELAGICS</b>						<b>April 2021</b>		
<b>Mackerel/Maquereau/ Caballa</b> <i>Scomber scombrus</i>	<b>Fresh - whole</b>		<b>3.34</b>	4.02	<b>Italy CPT</b>	France		
	Whole	Small	<b>0.80</b>	0.96 -	<b>Spain</b> wholesale	Spain		
		Large	<b>6.00</b>	7.23 =				
		Average	<b>2.20</b>	2.65 -				
	<b>IQF Whole</b>	9-14 pc/kg	<b>0.82</b>	0.99 *	FOB			
10-14		<b>0.89</b>	1.07 -					
2-3		<b>1.33</b>	1.60 *					
1-2		<b>1.39</b>	1.67 *					
<b>Horse Mackerel/ Chincard/ Jurel</b> <i>Trachurus spp</i>	Whole	> 24 cm/pc	<b>1.23</b>	1.48	<b>Morocco</b> FOB for European market	Morocco		
	<b>Fresh</b>	Small	<b>0.60</b>	0.72 =	<b>Spain</b> wholesale	Spain		
		Large	<b>4.50</b>	5.42 +				
		Average	<b>2.20</b>	2.65 -				
	<b>IQF</b>	2-3 pc/kg	<b>1.19</b>	1.43 -	FOB			
6-9		<b>1.15</b>	1.39 *					
8-10		<b>1.09</b>	1.31 *					
<b>Block-frozen</b>	8-10	<b>1.09</b>	1.31 *					
	10-15	<b>1.05</b>	1.27 +					
<b>Herring/Hareng/Arenque</b> <i>Clupeidae</i>	<b>Fresh</b>		<b>3.50</b>	4.22	<b>Italy CPT</b>	Denmark		
	<b>Fresh - whole</b>	250-300 g/pc	<b>0.81</b>	0.98	<b>Russian Fed.</b> wholesale Moscow	Russian Fed.		
		> 350	<b>1.52</b>	1.83				
		250- 300 g/pc	<b>0.66</b>	0.80	<b>Russian Fed.</b> wholesale Vladivostok			
		> 300	<b>0.72</b>	0.70 -				
> 250	<b>0.61</b>	0.73	<b>Poland</b> FOB	Baltic				
70-100 g/pc	<b>0.37</b>	<b>0.44</b>						
<b>Sprat/Sprat/Espadin</b> <i>Sprattus sprattus</i>	<b>Fresh - whole</b>		0.18	<b>0.21</b>				
<b>Sardine/Sardine/ Sardina</b> <i>Sardina pilchardus</i>	<b>Thawed - whole</b>		<b>4.49</b>	5.41 +	<b>Italy CPT</b>	Europe		
	IQF, skin-on, open butterfly fillet		<b>2.39</b>	2.88	<b>Spain</b> FOB	Morocco		
		Block, whole	<b>0.82</b>	0.99 *				
			<b>0.82</b>	0.99 *				
	<b>Fresh- whole</b>	12-16 cm/pc	<b>2.60</b>	3.13 +	<b>France-</b> wholesale	France		
	20-24							
<b>Anchovy/Anchois/ Boquerón</b> <i>Engraulis encrasicolus</i>	<b>Fresh</b>		<b>3.50</b>	4.22 =	<b>Italy CPT</b>	Europe		
	<b>Frozen</b>		<b>4.50</b>	5.42 *	<b>Italy CPT</b>	Europe		
	<b>Fresh</b>		<b>2.40</b>	2.89 -	<b>Spain -</b> wholesale	France		
<b>CEPHALOPODS</b>						<b>April 2021</b>		
<b>Squid/Encornet/Calamar</b> <i>Loligo spp.</i>	Whole	S (< 18 cm)	<b>6.60</b>	7.95 +	<b>Italy</b> CIF	South Africa		
		M (18-25)	<b>7.60</b>	9.16 +				
		L (25-30)	<b>8.50</b>	10.24 +				
		XL (>30)	<b>8.50</b>	10.24 +				
		12-18 cm/pc	<b>6.65</b>	8.01 *				
	<i>Loligo vulgaris</i>	> 18 cm	<b>6.75</b>	8.13 *	<b>Spain</b> CIF			
		<b>Fresh - whole</b>		<b>12.12</b>	14.60 +	<b>Italy</b> CIF	Croatia	
		Whole, IWP	3P	<b>8.25</b>	9.94 +	<b>Spain</b> FOB	Morocco	
			2P	<b>9.25</b>	11.14 +			
			25-30 cm/pc	<b>9.49</b>	11.43 *			
> 30	<b>8.15</b>		9.82 *					
<b>Frozen</b>	> 40	<b>7.75</b>	9.34 +	wholesale	Spain			
		<b>9.25</b>	11.14 -					
	Whole	2 small	<b>3.85</b>			4.64	<b>Mauritania</b> FOB for European market	Mauritania
	3 small	<b>3.65</b>	4.40					
	4 small	<b>3.50</b>	4.22					
small	<b>5.75</b>	6.93						
medium	<b>7.60</b>	9.16						
<i>Loligo gahi</i>	Whole	12-14 cm/pc	<b>5.45</b>	6.57	<b>Spain</b> FOB	Argentina		
		14-14	<b>5.50</b>	6.63 =				
		14-16	<b>6.65</b>	8.01 =				
<i>Illex argentinus</i>	Whole	18-22 cm/pc	<b>3.45</b>	4.16 =	wholesale	Falkland/Malvinas Islands		
		22-26	<b>3.49</b>	4.20 =				
		1	<b>5.15</b>	6.20 +				
		2	<b>5.15</b>	6.20 +				
		3	<b>5.15</b>	6.20 +				
<i>Illex illecebrosus</i>	Whole, block frozen	4	<b>5.15</b>	6.20 +				
		15-20 cm/pc	<b>1.65</b>	1.99 -	FOB	Spain		
<i>Doryteuthis pealeii</i> <i>Doryteuthis opalescens</i> <i>Uroteuthis duvauceli</i>	Whole		<b>5.45</b>	6.57 -	wholesale	United States of America		
			<b>4.30</b>	5.18 +				
			<b>6.30</b>	7.59 +				India



Fish Species Trade Name	Product Form	Grading	Price per kg		Reference & Area	Origin
			As stated	EUR USD		
<b>CEPHALOPODS (cont.)</b>						<b>April 2021</b>
<b>Octopus/Poulpe/Pulpo</b> <i>Octopus vulgaris</i>	Whole - FAS	T1	7.89	9.51	Morocco FOB, for Spanish market	Morocco
		T2	7.89	9.51		
		T3	7.89	9.51		
		T4	7.89	9.51		
		T5	7.78	9.37		
	Sushi slice 100% net weight	7 g/pc	9.79	11.75 -	Europe CFR	Indonesia
		9	11.17	13.40 +		
	boiled cut 100% net weight		7.83	9.40 +		
	Flower type 90% net weight	1-2 kg/pc	3.75	4.50 +	Italy CPT FCA	Italy Spain
		>2	4.67	5.60 -		
	<b>Fresh</b>		13.34	16.07 +	Spain FOB	
			9.46	11.40		
Eviscerated	800-1400 g/pc	11.89	14.33 +	CIF	Yemen	
	1400-1800	11.89	14.33 +			
	1800-3000	11.89	14.33 +			
	> 3000	11.89	14.33 +			
	300-500 g/pc	4.54	5.45 *	France, wholesale	Europe	
	500-1000	4.54	5.45 *			
	1000-2000	4.54	5.45 *			
	> 3000	4.54	5.45 *			
<b>Fresh</b> Frozen		10.00	12.05 =	Italy CPT CFR	Croatia Yemen	
		11.00	13.25 =			
<b>Fresh - whole</b> <b>Frozen - whole</b>	Mixed	4.27	5.14 +	Viet Nam CIF	Yemen	
	50-100 g/pc	4.22	5.06			
	100-200	5.13	6.15			
	200-300	5.13	6.15			
	300-500	5.13	6.15			
	400-600	5.13	6.15			
	600- 1000	5.13	6.15			
500-1000	5.13	6.15				
1000- 2000	5.13	6.15				
<b>Fresh</b> Frozen		10.00	12.05 =	Spain FOB	Spain	
		11.00	13.25 =			
<b>Cuttlefish/Seiche/ Sepia</b> <i>Sepia spp.</i>	Frozen at land- whole block	100-200 g/pc	4.08	4.90	Europe CIF	Morocco
		200-300	4.08	4.90		
		>300	4.08	4.90		
	FAS- whole block	200-300 g/pc	3.96	4.75	wholesale	Spain
		300-500	3.96	4.75		
		500-1000	3.96	4.75		
		1000- 2000	3.96	4.75		
	Whole	200- 300 g/pc	2.50	3.00	Spain FOB	Morocco
		300- 500	2.96	3.55		
		500- 1000	3.17	3.80		
500-700 g/pc		4.89	5.89 *			
600-800		4.15	5.00 *			
800-1000		3.78	4.55 *			
2000-3500		4.19	5.05 *			
3000-4000	4.19	5.05 +				
4000-5000	4.19	5.05 +				
		8.50	10.24 =			
<b>CRUSTACEANS</b>						<b>April 2021</b>
<b>Whiteleg shrimp/ Crevette pattes blanches/Camarón patiblanco</b> <i>Penaeus vannamei</i>	PD, chemical treatment 100% net weight treated with non-phosphate	31-40 pc/lb	8.25	9.90 -	Europe CFR	Indonesia
		41-50	7.42	8.90 +		
		51-60	6.75	8.10 =		
		61-70	6.58	7.90 -		
		71-90	6.42	7.70 -		
		91-120	6.21	7.45 -		
	Defrosted frozen		6.48	7.81 +	Italy CIF	Ecuador
frozen, headless		6.48	7.81 +	USA CIF		
<b>Argentine red shrimp/ Salicoque rouge d'Argentine/ Camarón langostín argentino</b> <i>Pleoticus muelleri</i>	Head-on, shell-on	10-20 pc/kg	9.20	11.08 =	Spain EXW	Argentina
		20-30	8.60	10.36 =		
		30-40	8.15	9.82 =		
		40-60	8.00	9.64 =		
	Headless	10-20 pc/kg	7.85	9.46	FOB	
		20-30	7.95	9.58 -		
		Whole	C1	9.55		
Peeled IQF	L2	9.55	11.51 +	FCA		
	20-40 pc/kg	9.55	11.51 +			



Fish Species Trade Name	Product Form	Grading	Price per kg		Reference & Area	Origin
			As stated	EUR USD		
<b>CRUSTACEANS (cont.)</b>						<b>April 2021</b>
<b>Giant tiger prawn/ Crevette géante tigrée/ Langostino tigre Penaeus monodon</b>	Farmed, organic, cooked	20-30 pc/kg	26.00	31.33 =	France, wholesale	Madagascar
		30-40	22.00	26.51 =		
		40-50	18.00	21.69 =		
	Farmed, cooked	40-50	16.50	19.88 +		
<b>Norway lobster/ Langoustine/Cigala Nephrops norvegicus</b>	<b>Fresh - Whole, 4X1.5 kg</b>	31-40	8.10	9.76	Spain DDP	Netherlands
		41-50	8.52	10.27		
	Tails	40-60	13.35	16.08	CIF	Scotland
	Whole	7-9 pc/kg	30.90	37.23 *		
		10-15	18.55	22.35 +		
		16-20	14.10	16.99 +		
		21-30	10.75	12.95 +		
		31-40	9.80	11.81 +		
	Tails	5-6	13.85	16.69		
	Whole		7.89	9.51 -	Italy CPT	Denmark
<b>European lobster/ Homard européen/ Bogavante Homarus gammarus</b>	<b>Live - bulk</b>	400-600 g/pc	41.50	50.00 =	France wholesale	Ireland
		600-800	41.50	50.00 =		
<b>American lobster/ homard américain/ langosta americana Homarus americanus</b>	<b>Fresh</b>		22.75	27.41 +	Italy CPT	United States of America
<b>Scalloped spiny lobster/ Langouste festonnée/ Langosta festoneada Panulirus homarus</b>	Whole	100-150 g/pc	11.25	13.50 *	Taiwan (Province of China) CIF	Yemen
		200-300	12.92	15.50 +		
		> 300	12.50	15.00 +		
	Whole, IWP	30-60 g/pc	13.33	16.00	Europe CIF	
		60-120	13.33	16.00		
		>120g	16.67	20.00		
<b>Arabian whip lobster/ Langouste fouet arabe/ Langosta de fusta arabica Puerulus sewelli</b>		SS	10.00	12.00 *	Italy CIF	
		S	12.08	14.50 *		
		M	13.75	16.50 *		
		L	14.58	17.50 *		
<b>Edible crab/Tourteau/ Buey de mar Cancer pagurus</b>	<b>Live, bulk</b>	T2 (13-16 cm)	4.85	5.84 +	France Auction	France
		500-700g/pc	7.50	9.04		
		>1 kg	8.80	10.60		
<b>Spinous spider crab/ Araignée européenne/ Centolla europea/ Maja squinado</b>	<b>Fresh - female</b>		5.15	6.20 -	Italy CPT	UK
	male		4.15	5.00 -		
	female		4.90	5.90		France
	male		5.50	6.63		
	Fresh-female	small	2.87	3.46		
	male	small	3.30	3.98		
<b>BIVALVES</b>						<b>April 2021</b>
<b>Oyster/Huître/Ostra Crassostrea gigas</b>	<b>Live</b>	No. 3	58.50	70.48 =	France prod. Price/ wholesale	Ireland/France France
		special G2	92.00	110.84 *		
		special M3	95.00	114.46 *	Spain CIF	Netherlands
		60-100 g/pc	13.20	15.90 -		
		80-95 g/pc	20.90	25.18 -		
		95-110	20.20	24.34 -		
		110-130	18.33	22.08 -	France wholesale	France
		G2	82.00	98.80 *		
		M3	92.00	110.84 *		
<b>Mussel/Moule/Mejillón Mytilus edulis Mytilus galloprovincialis</b>	<b>Live - Bottom mussel</b>	Bulk	2.10	2.53 =		Netherlands
			1.80	2.17 =		
	<b>Live - Rope</b>	60-80 pc/kg	2.00	2.41 =	Spain FOB wholesale	Spain/Italy
	<b>Vaccum packed</b>	30-40 pc/kg	1.00	1.20 -		
	<b>Live</b>		1.20	1.45 +		
	<b>Frozen</b>		2.90	3.49 +	Italy CPT	Italy
	<b>Fresh - whole</b>		1.95	2.35 -		
	<b>Fresh - in skin</b>		1.95	2.35 +	FCA	
	<b>IQF - shell-off, 7% glaze</b>	200-300 pc/kg	3.65	4.40 =	CIF	Chile
	<b>Frozen</b>		5.00	6.02 *	CPT	
	<b>Mussel meat</b>		2.43	2.91 *	Spain CIF	
	<b>Whole, vaccum packed</b>		1.65	1.98 *		
	<b>Half shell</b>		3.25	3.90 *		



Fish Species Trade Name	Product Form	Grading	Price per kg		Reference & Area	Origin		
			As stated	EUR USD				
<b>BIVALVES (cont.)</b>								
<b>April 2021</b>								
Razor shell/Couteau/ Navajas - <i>Solenidae</i>	Fresh	S	7.90	9.52 +	Spain CIF	Ireland		
		M	8.60	10.36				
		L	12.15	14.64				
	Live	10-12 cm/pc	3.80	4.58 +		wholesale	Netherlands	
			5.20	6.27 +			Europe	
Live		6.00	7.23 *	France wholesale	Imported			
Great Atlantic scallop/ Coquille-St- Jacques/ Vieira <i>Pecten maximus</i>	Fresh whole shell, roe-on		4.10	4.94 =	France wholesale	Imported		
	Fresh whole shell, roe-off		3.90	4.70 =				
	Fresh, meat, roe-on		27.00	32.53 =				
	Fresh, meat, roe-off		26.00	31.33 *				
	Frozen, meat, roe-on		28.00	33.73 =				
	Frozen, meat, roe-off		27.50	33.13 =				
	Live		7.01	8.45 -			Italy CPT	Italy
<b>SALMON</b>								
<b>April 2021</b>								
Atlantic salmon/ Saumon de l'Atlantique/ Salmón del Atlántico <i>Salmo salar</i>	Fresh - gutted, head-on	2-3 kg/pc	6.90	8.31 +	France wholesale	Norway		
		3-4	7.20	8.67 +				
		4-5	7.30	8.80 +				
		5-6	7.40	8.92 +				
		6-7	7.60	9.16 +				
		2-3 kg/pc	7.20	8.67 +		Scotland		
		Superior quality, Label Rouge	2-3	9.20			11.08 +	
		Smoked - Fillet, vacuum reconstituted sides	1-2 kg/pc	31.00			37.35 =	
		Fresh - Fillet	3-4 kg/pc	10.40			12.53 -	Norway
		Smoked - Fillet, vacuum reconstituted sides	1-2 kg/pc	32.00			38.55 =	
	Fresh - gutted, head-on	1-2 kg/pc	NOK 50.46	5.03 6.02 +	Norway FOB			
		2-3	NOK 63.26	6.30 7.55 +				
		3-4	NOK 69.76	6.95 8.32 +				
		4-5	NOK 70.09	6.98 8.36 +				
		5-6	NOK 69.78	6.95 8.33 +				
		6-7	NOK 69.70	6.94 8.32 +				
		7-8	NOK 66.80	6.65 7.97 +				
		8-9	NOK 63.22	6.30 7.54 +				
		> 9	NOK 63.18	6.29 7.54 +				
		Fresh	3-4 kg/pc	9.00			10.84 =	Spain CFR
	4-5		11.10	13.37 +				
	5-6		11.10	13.37 +				
	6-7		11.10	13.37 +				
	Fresh fillet		13.00	15.66 +	wholesale	Norway		
		Fresh	8.00	9.64 +				
	Frozen		5.40	6.51 =				
	guttled, head-on	4-5 kg/pc	6.90	8.31 +	Tunisia CFR			
5-6		7.85	9.46					
IQF - salmon slices		9.73	11.72	Europe CFR				
Fresh - salmon cubes 8x8x8		9.73	11.72					
Fresh - Whole - Superior		4.86	5.86 *	Italy DDP	Norway			
Fresh	3-4 kg/pc	9.00	10.84 *	Spain CIF	Scotland			
	4-5	11.10	13.37 *					
	5-6	11.10	13.37 *					
	6-7	11.10	13.37 *					
	Fresh- Whole		4.86			5.86	Italy DDP	Denmark
IQF portion, 10% glazing	100-150 g/pc	10.15	12.23 +					
<b>SOCKEYE SALMON</b>								
Sockeye salmon Salmon rouge Salmón rojo <i>Oncorhynchus nerka</i>	Frozen - Whole		18.47	22.25	CPT	United States of America		
<b>TROUT</b>								
<b>April 2021</b>								
Rainbow trout/ Truite arc-en-ciel/ Trucha arco iris <i>Oncorhynchus mykiss</i>	Fresh- whole		6.20	7.47 =	France wholesale	France		
	Fillet		8.20	9.88 =				
	Fillet, smoked		28.00	33.73 =				
	Whole, gutted, bulk		11.92	14.36 +				
Fresh- whole		4.50	5.42 =	Spain wholesale	Spain			



Fish Species Trade Name	Product Form	Grading	Price per kg		Reference & Area	Origin
			As stated	EUR USD		
<b>FRESHWATER FISH</b>						<b>April 2021</b>
<b>Arctic char/omble-chevalier/ Trucha alpina</b> <i>Salvelinus alpinus</i>	Fresh- whole		10.00	12.05	France wholesale	Europe
<b>Nile perch/Perche du Nil/Perca del Nilo</b> <i>Lates niloticus</i>	Fillet - skinless	300-500 g/pc	4.58	5.50	EU CFR	Uganda
	Interleaved, 100% net weight	500-1000	5.38	6.45		
	<b>Fresh whole</b>	200-400 g/pc	3.90	4.70	Italy FCA	Tanzania
<b>Fresh - fillets</b>			6.25	7.53 *	CPT	
			9.20	11.08	Spain wholesale CFR	
<b>Pike perch/Sandre/ - Lucioperca</b> <i>Sander lucioperca</i>	Fillet - skinless, PBI, IWP	500-1000 g/pc	5.38	6.45	France wholesale	Europe
	<b>Fresh- whole</b>	Average size	9.50	11.45 -		
	Fillet		12.20	14.70 =		
	<b>Fresh- whole</b>	2-3 kg	13.50	16.27 -		
<b>Nile Tilapia/Tilapia du Nil/Tilapia del Nilo</b> <i>Oreochromis niloticus</i>	Fillet - skinless, IQF, PBO non-treated, 10% glaze	5-7 oz/pc	3.33	4.00	Spain CFR	China
<b>Pangasius</b> <i>Pangasius hypophthalmus</i>	Fillet, thawed		4.24	5.11 +	Italy CIF	Viet Nam
			4.90	5.90 *	Spain wholesale	
<b>NON-TRADITIONAL SPECIES</b>						<b>April 2021</b>
<b>Sturgeon/Sturgeon/ Esturione</b> <i>Acipenseridae</i>	Frozen - Whole	1.5-2 kg/pc	6.50	7.83 =	France CIF	France
	Gutted	5-7 kg/pc	7.50	9.04 =		
	Fillets	200-300 g/pc	15.00	18.07 =		
		800-1000	15.00	18.07 =		
<i>A.baeri</i>	<b>Caviar (Aquitaine) metal boxes</b>		#####	1,204 =		
<b>European eel/ Anguille d'Europe/ Anguilla europea</b> <i>Anguilla anguilla</i>	<b>Smoked</b>	Medium	48.00	57.83	wholesale	Europe
	<b>Fresh</b>		9.00	10.84	Italy CPT	
<b>Dusky grouper Mérrou noir/Mero moreno</b> <i>Epinephelus marginatus</i>	H&G	3-5 kg/pc	5.67	6.80	Europe CIF	Yemen
	IWP, gutted	> 5	5.67	6.80		
	<b>Fresh - whole</b>	> 3 kg/pc	4.50	5.40		
<b>White grouper/ Merou blanc/Cherna de ley</b> <i>Epinephelus aeneus</i>	Fresh - whole		10.90	13.13	Italy CPT	Senegal
			9.09	10.95		
<b>Blue shark/ Peau bleue/Tiburón azul</b> <i>Prionace glauca</i>	H&G, skin-on	< 4 kg/pc	1.05	1.27 +	Spain FOB	Spain
		4-7	1.05	1.27 +		
		7-12	1.25	1.51 +		
		12-20	1.25	1.51 +		
		> 20	1.16	1.40 +		
	H&G, skinless	< 4 kg/pc	1.45	1.75 +		
		4-7	1.45	1.75 +		
		7-12	1.55	1.87 +		
		12-20	1.62	1.95 +		
		> 20	1.49	1.80 +		
<b>Crimson jobfish Colas fil/Panchito hebra.</b> <i>Pristipomoides filamentosus</i>	Whole, gutted	2- 3 kg/pc	2.67	3.20 =	France CIF	Yemen
		3- 5	2.92	3.50 =		
		5- 10	2.92	3.50 =		
<b>Spangled emperor/ Empereur moris/ Emperador relámpago</b> <i>Lethrinus nebulosus</i>	Whole, gutted	1-2 kg/pc	2.75	3.30 *	Italy CIF	
		2,3	2.75	3.30 *		
<b>Common dolphinfish (Mahi Mahi)/ Coryphène commune/ Lampuga</b> <i>Coryphaena hippurus</i>	Whole, gutted	2-3 kg/pc	1.00	1.20		
		3- 5	1.08	1.30		
		5-10	1.25	1.50		



Fish Species Trade Name	Product Form	Grading	Price per kg		Reference & Area	Origin
			As stated	EUR USD		
<b>SEABASS/SEABREAM/ MEAGRE</b>						<b>April 2021</b>
Seabass/Bar, Loup/Lubina <i>Dicentrarchus labrax</i>	Fresh - whole farmed	200-300 g/pc	3.20	3.86 +	Greece FOB	Greece
		300-450	4.10	4.94 -		
		450-600	4.60	5.54 +		
		600-800	5.80	6.99 +		
		800-1000	6.76	8.14 -		
		> 1000	8.50	10.24 =		
		200-300 g/pc	3.40	4.10 +	Italy CIF	
		300-450	4.30	5.18 -		
		450-600	4.80	5.78 +		
		600-800	6.00	7.23 +		
		800-1000	6.96	8.38 -		
		> 1000	8.70	10.48 =		
		200-300 g/pc	3.45	4.16 +	France CIF	
		300-450	4.35	5.24 -		
		450-600	4.85	5.84 +		
		600-800	6.05	7.29 +		
		800-1000	7.01	8.44 -		
		> 1000	8.75	10.54 =		
		200-300 g/pc	3.44	4.14 +	Spain CIF	
		300-450	4.34	5.23 -		
		450-600	4.84	5.83 +		
		600-800	6.04	7.28 +		
		800-1000	7.00	8.43 -		
		> 1000	8.74	10.53 =		
200-300 g/pc	3.47	4.18 +	Germany CIF			
300-450	4.37	5.27 -				
450-600	4.87	5.87 +				
600-800	6.07	7.31 +				
800-1000	7.03	8.46 -				
> 1000	8.77	10.57 =				
	Fresh - whole farmed	200-300 g/pc	3.45	4.16 +	Portugal CIF	Greece
		300-450	4.35	5.24 -		
		450-600	4.85	5.84 +		
		600-800	6.05	7.29 +		
		800-1000	7.01	8.44 -		
		> 1000	8.75	10.54 =		
		200-300 g/pc	3.63	4.37 +	UK CIF	
		300-450	4.53	5.46 -		
		450-600	5.03	6.06 +		
		600-800	6.23	7.51 +		
		800-1000	7.19	8.66 -		
		> 1000	8.93	10.76 =		
	Fresh - whole	200-300 g/pc	3.30	3.98		Turkey
		300-400	3.80	4.58		
		400-600	4.20	5.06		
		600-800	4.60	5.54		
		800-1000	5.50	6.63		
		> 1000	6.00	7.23		
	Fresh - whole - wild	500-1000 g/pc	22.30	26.87 *	Spain CFR	France
		1000-2000	23.80	28.67 *		
		2000-3000	24.80	29.88 *		
		3000-4000	24.80	29.88 *		
	Fresh - whole - wild Mediterranean	600-800	10.13	12.20	Italy CPT	Egypt
		800-1000	10.13	12.20		
1000-2000		11.00	13.25			
> 2000		11.50	13.86			
Farmed - Orbetello	Large	10.70	12.89	FCA	Italy	
	Medium	9.70	11.69			
	Small	7.60	9.16			
farmed	200-300 g/pc	2.91	3.51 -	CIF	Greece	
	300-400	4.35	5.24 +			
	400-600	4.57	5.51 +			
	600-800	4.75	5.72 *			
	800-1000	7.00	8.43 *			





Fish Species Trade Name	Product Form	Grading	Price per kg		Reference & Area	Origin
			As stated	EUR USD		
<b>SEABASS/SEABREAM/ MEAGRE (cont.)</b>						<b>April 2021</b>
<b>Gilthead seabream/ Dorade royale/Dorada</b> <i>Sparus aurata</i>	<b>Fresh - whole farmed</b>	200-300 g/pc	<b>3.80</b>	4.58 =	<b>Greece FOB</b>	Greece
		300-450	<b>4.20</b>	5.06 =		
		450-600	<b>4.20</b>	5.06 =		
		600-800	<b>4.80</b>	5.78 =		
		800-1000	<b>6.50</b>	7.83 =		
		> 1000	<b>8.50</b>	10.24 =		
		200-300 g/pc	<b>4.00</b>	4.82 =	<b>Italy CIF</b>	
		300-450	<b>4.40</b>	5.30 =		
		450-600	<b>4.40</b>	5.30 =		
		600-800	<b>5.00</b>	6.02 =		
		800-1000	<b>6.70</b>	8.07 =		
		> 1000	<b>8.70</b>	10.48 =		
		200-300 g/pc	<b>4.05</b>	4.88 =	<b>France CIF</b>	
		300-450	<b>4.45</b>	5.36 =		
		450-600	<b>4.45</b>	5.36 =		
	600-800	<b>5.05</b>	6.08 =			
	800-1000	<b>6.75</b>	8.13 =			
	> 1000	<b>8.75</b>	10.54 =			
	200-300 g/pc	<b>4.04</b>	4.87 =	<b>Spain CIF</b>		
	300-450	<b>4.44</b>	5.35 =			
450-600	<b>4.44</b>	5.35 =				
600-800	<b>5.04</b>	6.07 =				
800-1000	<b>6.74</b>	8.12 =				
> 1000	<b>8.74</b>	10.53 =				
<b>Fresh - whole farmed</b>	200-300 g/pc	<b>4.07</b>	4.90 =	<b>Germany CIF</b>	Greece	
	300-450	<b>4.47</b>	5.39 =			
	450-600	<b>4.47</b>	5.39 =			
	600-800	<b>5.07</b>	6.11 =			
	800-1000	<b>6.77</b>	8.16 =			
	> 1000	<b>8.77</b>	10.57 =			
	200-300 g/pc	<b>4.05</b>	4.88 =	<b>Portugal CIF</b>		
	300-450	<b>4.45</b>	5.36 =			
	450-600	<b>4.45</b>	5.36 =			
	600-800	<b>5.05</b>	6.08 =			
	800-1000	<b>6.75</b>	8.13 =			
	> 1000	<b>8.75</b>	10.54 =			
	200-300 g/pc	<b>4.23</b>	5.10 =	<b>UK CIF</b>		
	300-450	<b>4.63</b>	5.58 =			
	450-600	<b>4.63</b>	5.58 =			
600-800	<b>5.23</b>	6.30 =				
800-1000	<b>6.93</b>	8.35 =				
> 1000	<b>8.93</b>	10.76 =				
<b>wild</b>  <b>farmed</b>  <b>wild</b>  <b>farmed Orbetello</b>	600-800 g/pc	<b>17.47</b>	21.04	<b>Italy FCA</b>	Morocco	
	800-1000	<b>18.63</b>	22.44			
	1000-2000	<b>19.97</b>	24.06			
	> 2000	<b>18.57</b>	22.37			
	200-300 g/pc	<b>2.91</b>	3.51	<b>CIF</b>	Greece	
	300-400	<b>4.37</b>	5.27 +			
	400-600	<b>4.57</b>	5.51			
	400-600 g/pc	<b>10.25</b>	12.35	<b>CPT</b>	Egypt	
	600-800	<b>10.25</b>	12.35			
	800-1000	<b>10.25</b>	12.35			
	1000-2000	<b>10.50</b>	12.65			
	Large	<b>10.70</b>	12.89	<b>FCA</b>	Italy	
	Medium	<b>9.70</b>	11.69			
	1-2 kg/pc	<b>13.50</b>	16.27			
	<b>Fresh - whole</b>	200-300 g/pc	<b>3.00</b>	3.61	<b>Italy CIF</b>	Turkey
300-400		<b>3.30</b>	3.98			
400-600		<b>3.30</b>	3.98			
600-800		<b>3.50</b>	4.22			
800-1000		<b>4.50</b>	5.42			
> 1000		<b>5.50</b>	6.63			



Fish Species Trade Name	Product Form	Grading	Price per kg		Reference & Area	Origin
			As stated	EUR USD		
<b>SEABASS/SEABREAM/ MEAGRE (cont.)</b>						<b>April 2021</b>
<b>White seabream/Sar/Sargo</b> <i>Diplodus sargus</i>	<b>Fresh</b>	300-500 g/pc	<b>6.20</b>	7.47	<b>Italy CPT</b>	Senegal
			<b>7.18</b>	8.65		Spain
<b>Japanese threadfin bream/ Cohana japonaise/ Baga japonesa</b> <i>Nemipterus japonicus</i>	<b>Whole</b>	100-200 g/pc	1.63	<b>1.95</b>	<b>Vietnam CIF</b>	Yemen
		200-300	1.88	<b>2.25</b>		
		300-500	1.88	<b>2.25</b>		
	<b>Whole, frozen at sea, block</b>	100-200 g/pc	2.30	<b>2.76</b>	<b>USA CIF</b>	
		> 200	2.63	<b>3.16</b>		
<b>Santer seabream/ Denté nufar/Dentón nufar</b> <i>Cheimierus nufar</i>		500-1000 g/pc	<b>6.96</b>	8.39	<b>Italy CPT</b>	Oman
		1000-2000	<b>6.96</b>	8.39		
<b>Meagre/Maigre commun/Corvina</b> <i>Argyrosomus regius</i>	<b>Fresh - Whole</b>	500-1000 g/pc	<b>5.30</b>	6.39	<b>Italy FCA</b>	Greece
	<b>farmed</b>	1000-2000	<b>4.97</b>	5.99		
		> 2000	<b>5.18</b>	6.24		
		> 3000	<b>5.50</b>	6.63		
		> 2000 g/pc	<b>4.95</b>	5.96	<b>CIF</b>	
	<b>wild</b>	600-800 g/pc	<b>6.30</b>	7.59	<b>CPT</b>	Egypt
		800-1000	<b>6.00</b>	7.23		
		1000-2000	<b>6.24</b>	7.52		
		2000-4000	<b>6.40</b>	7.71		
		4000-6000	<b>7.80</b>	9.40		
		5-10 kg	<b>7.30</b>	8.80		
		10-15kg	<b>8.50</b>	10.24		
	<b>Fresh- whole, wild</b>	> 1000 g/pc	<b>9.80</b>	11.81 =	<b>France wholesale</b>	France



The European Fish Price Report is a monthly GLOBEFISH publication. This issue was prepared by Helga Josupeit, William Griffin, Felix Dent, and Alessia Capasso.

## PRICE REFERENCE (INCOTERMS 2010)

CFR	Cost and Freight
CIF	Cost, Insurance and Freight
CIP	Carriage and Insurance Paid To
CPT	Carriage Paid To
DAT	Delivered at Terminal
DAP	Delivered at Place
DDP	Delivered Duty Paid
EXW	Ex Works
FCA	Free Carrier
FAS	Free Alongside Ship
FOB	Free on Board

## PRODUCT FORM

C&P	Cooked and Peeled
FAS	Frozen at Sea
H&G	Headed and Gutted
HOG	Head on Gutted (salmon)
IQF	Individually Quick Frozen
IWP	Individually Wrapped Pack
PBI	Pinbone In
PBO	Pinbone Off
PD	Peeled and Deveined
PTO	Peeled Tail On
PUD	Peeled, Undeveined

## CURRENCY RATES

		US\$	EUR
Canada	CAD	1.25	1.50
Hungary	HUF	300.00	359.00
Norway	NOK	8.38	10.04
USA	USD		1.20
EU	EUR	0.83	
Denmark	DKK	6.21	7.44
Russia	RUR	76.73	91.92

Exchange Rates 15.4.2021

## SYMBOLS

- + Price increased in original currency since last report
- Price decreased in original currency since last report
- = Updated but unchanged price
- \* New insertion
- Not updated since last issue

**GLOBEFISH Market Reports are available from the GLOBEFISH web site:  
[www.fao.org/in-action/globefish](http://www.fao.org/in-action/globefish)**



Food and Agriculture  
Organization of the  
United Nations

# EUROPEAN PRICE REPORT

## GLOBEFISH

Trade and Market Team (NFIMT)

Fisheries Division

Food and Agriculture Organization of the United Nations

Viale delle Terme di Caracalla


00153 Rome, Italy

[globefish@fao.org](mailto:globefish@fao.org)

[www.globefish.org](http://www.globefish.org)



#FAOfish



GLOBEFISH