



Food and Agriculture
Organization of the
United Nations

EUROPEAN PRICE REPORT



Latest trends

Overall, indications point to extremely low demand in Europe but the situation is improving in Asia. A curious feature of the impact of the COVID-19 pandemic is that bigger fish are selling at lower prices than smaller sizes. This is simply because bigger fish are generally favoured by the restaurant sector, where demand remains very weak due to the lockdown and the subsequent slow reopening, while smaller fish are directed to supermarkets and other retail outlets where demand is relatively better.

The summer months are generally an important consumption period, especially for holiday resorts and restaurants in the major tourist regions. The most popular products for the tourist sector include cephalopods, salmon, and shrimp, in addition to luxury seafood options such as lobster for special occasions. The situation is markedly different this year, however, as many restaurants in Spain and Italy have not reopened and even those that are open are reporting a significant reduction in customers. The impact on trade is already being seen, with low prices for cephalopods and shrimp. Salmon prices have fared better due to the larger proportion of supermarket sales.

Another consequence of the COVID-19 outbreak is the ongoing process of consolidation and concentration which is seeing smaller players forced out of business or acquired by larger entities amidst the wider market difficulties. The seafood sector in Europe has always been rather fragmented and in this way distinct from other food sectors but the present crisis seems to have radically changed this pattern. Smaller businesses that are mainly dependent on retail sales have survived the COVID-19 crisis so far without major problems but for companies which normally target foodservice the situation is now very bleak. These businesses have failed to make significant progress developing home delivery, the main alternative outlet for foodservice suppliers, and sales have plummeted.

Issue 7/2020 July 2020

Index for prices

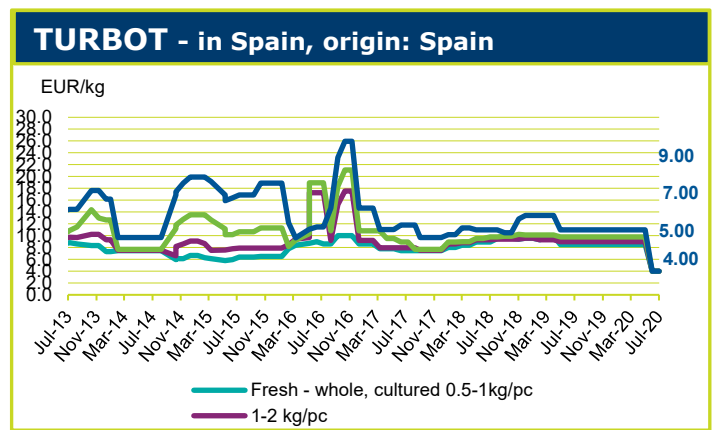
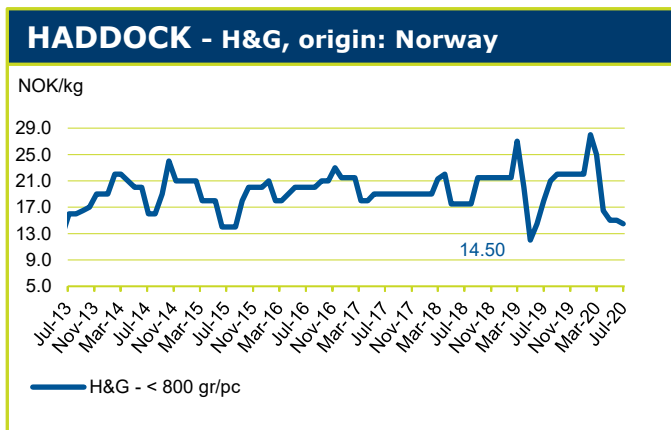
Groundfish	8
Flatfish	9
Tuna	10
Small Pelagics	10
Cephalopods	11
Crustaceans	12
Bivalves	14
Salmon	14
Trout	15
Freshwater fish	15
Non Traditional Species	15
Seabass-Seabream-Meagre	16

The **European Fish Price Report**, based on information supplied by industry correspondents, aims to provide guidance on broad price trends. Price information is indicative and should be used only for forecasting medium- and long-term trends. FAO is not responsible for any errors or omissions.

GROUND FISH

Consumption of wet-salted cod fillets from frozen raw material (*Gadus macrocephalus*), and wet-salted cod fillets (*Gadus morhua*) from fresh raw material of Faroese and Icelandic origin is finally picking up and the market is gradually recovering. South-European distributors are now stocking up, as they are optimistic for two reasons: firstly the pandemic-related market situation seems to be improving and secondly we are moving closer to that period of the year (September – December) of seasonally high consumption of the product. In this period of general crisis affecting multiple aspects of everyday life, consumers will tend to favour cheaper products such as wet-salted ling fillet and this boost to demand is expected to push up prices for these products.

Turbot prices in Spain fell sharply in June, and stayed at this very low level in July. The main reason behind the drop is reduced demand from the catering sector. Haddock prices in Sweden are also trending down, in line with other groundfish products.

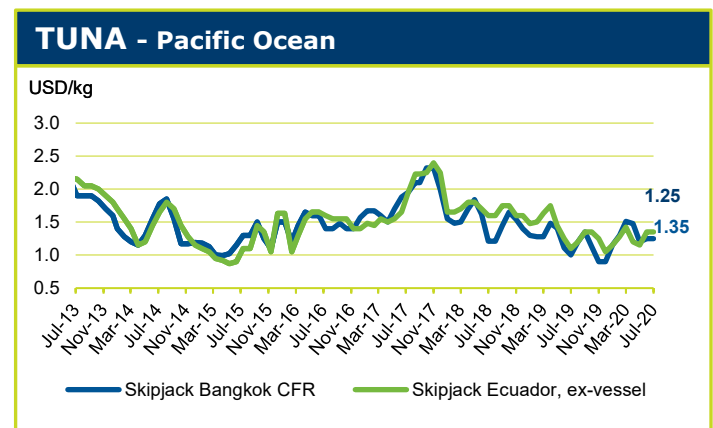


TUNA - BILLFISHES

The 3-month FAD closure in the Western and Central Pacific (WCP) started 1 July and fishing is reported to be poor. Thai canneries continue to report moderate raw material inventories for now. Skipjack prices have rebounded slightly due to the FAD closure and are widely expected to increase in the next month due to the poor catches.

Catch rates in the Indian Ocean are also worsening as the bad weather continues. Fishing efforts have slowed as fishing boats are being delayed in port due to COVID-19 quarantine orders. Raw material inventories at local canneries are now moderate-to-low. As a result, both skipjack and yellowfin prices are increasing.

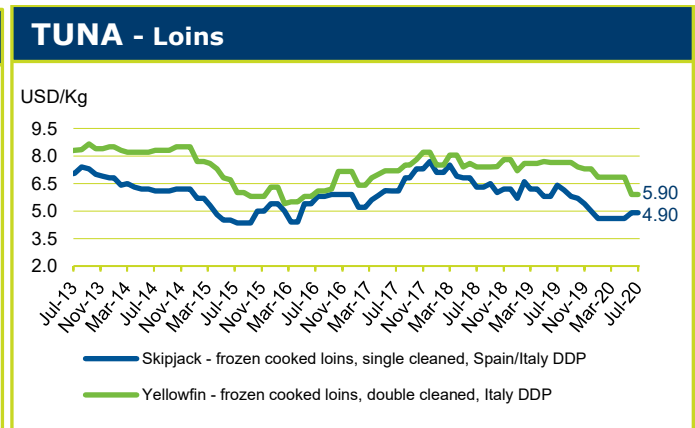
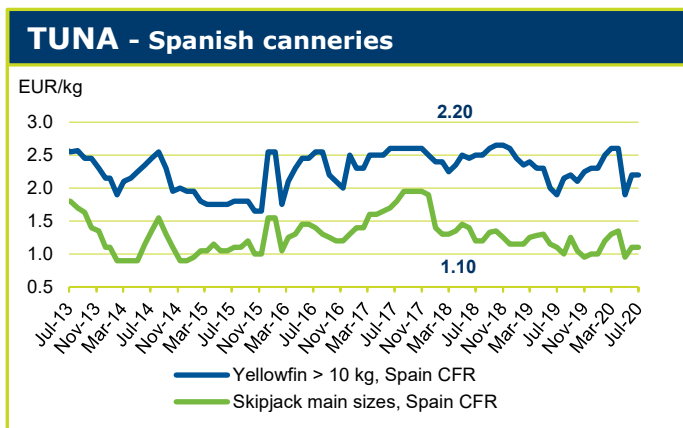
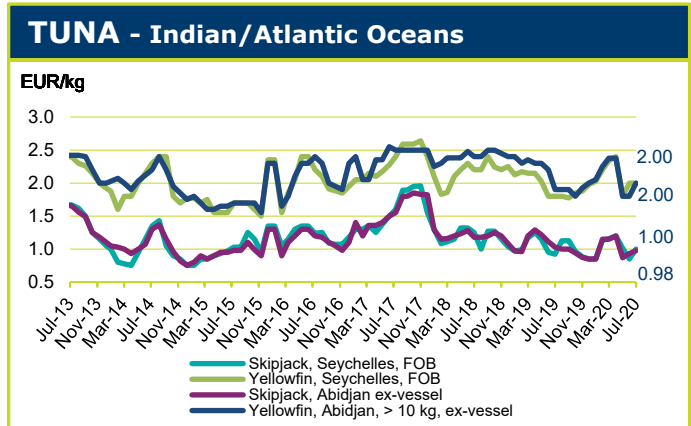
Catches in the Eastern Pacific remain moderate and total fishing effort continues to be affected by COVID-19. Raw material inventories at local



canneries have fallen to moderate-to-low. Skipjack prices continue their uptrend due to the reduced landings while yellowfin prices are also increasing. The first 2-month IATTC 'veda' will commence on 29 July.

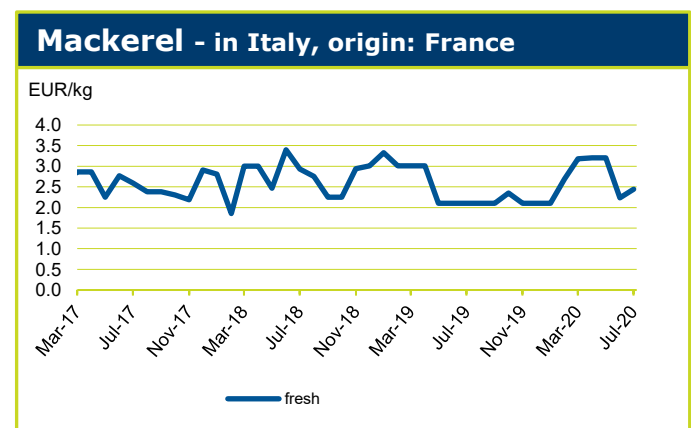
While there has been a slight improvement in catches in the Atlantic Ocean, they remain moderate-to-low, while raw material inventories remain moderate. Due to the slow fishing, both skipjack and yellowfin prices are rising.

Meanwhile, European prices for round fish have rebounded and skipjack and yellowfin prices have recovered. The market price for cooked, single cleaned skipjack loins is stable.



SMALL PELAGICS

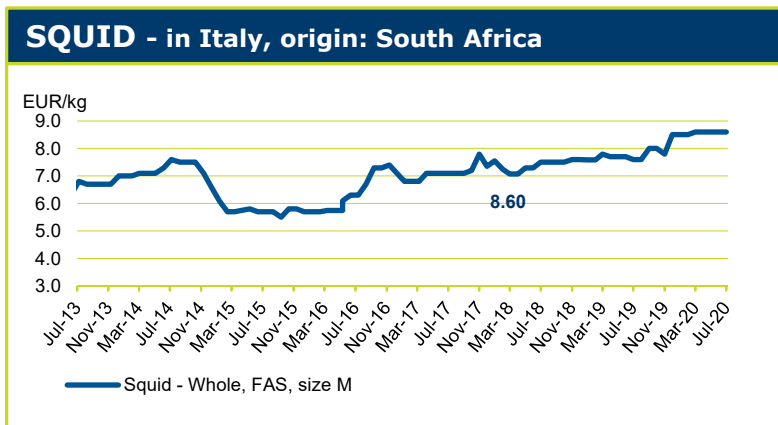
Norwegian exports of mackerel increased significantly during the first three months of 2020. Total exports of whole frozen mackerel grew from 50 591 tonnes in the first quarter of 2019 to 81 379 tonnes during the same period in 2020 (+60.9 percent). The most dramatic increase was recorded for exports to Nigeria, which grew by 416 percent to 8 072 tonnes, although it should be noted that exports to Nigeria have been extremely volatile over the years. The largest market was China, which accounted for almost 15 percent of the total. Exports to the Republic of Korea also increased, by 25 percent to 8 368 tonnes.



CEPHALOPODS

With the closing down of the catering and restaurant sector in many countries, cephalopods are being particularly hard hit because most sales occur in this sector. As summer holidays are approaching, the high season for octopus and squid consumption in Europe should also be approaching. However, there will be no “normal” summer season this year. At the same time, squid fishing off Argentina is very good. Thus, supplies are strong putting further pressure on prices.

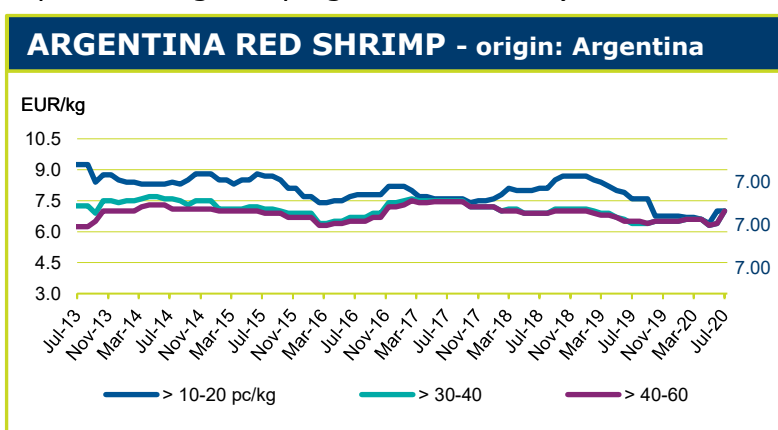
The South African squid fishery reopened on 1 July after the 3-month closure. However, the country is experiencing a tough winter and conditions are poor for fishing with no vessels out, meaning that reliable quotes are not yet available. There is concern that Moroccan squid is selling at under EUR 8 per kg, and that this may depress the market for South African squid as well.



In Indonesia, octopus has been off season, but the smallest sizes are expected to become available in early August. Prices are stable despite the drop in demand.

CRUSTACEANS

Although the fishing campaign in domestic waters in Argentina began in June, it did so without the presence of the freezer fleet, following ultimately fruitless negotiations over a new convention for the fishers. Together with a poor fishing campaign in the north (between March and April), this has translated into very limited stocks of shrimp in Argentina. In Europe, demand is starting to increase with the arrival of the summer and a general easing of COVID-19 restrictions and stocks are starting to shrink. News from Argentina and the uncertainty of the start of the fishing season are now pushing prices upwards. For some months now, there has been no price differential between big shrimp and smaller sizes.

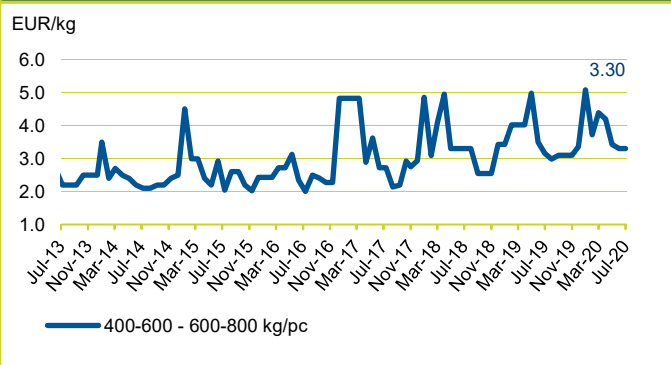


Demand for shrimp from Indonesia is rising compared with last month and raw material prices remain at a high level. Factories have been applying strict health protocols for all workers and it is predicted that raw material supply will be low until the end of the month.

Crab prices, which had already dropped due to decreased exports to China caused by the pandemic, have subsequently been impacted by the reduction in demand from the foodservice sector in Europe as well as by the general decline in sales of festive products.

Lobster sales are low due to the closure of restaurants and generally poor sales of luxury products but demand may pick up in July – August as the tourist season recovers. The lobster season in Canada started 2 weeks later this year, around the middle of May, due to the COVID-19 situation, and finished on 4 July. It was a challenging season for producers, with almost no foreign workers available, so capacity was a lot lower. Despite the supply challenges, the general reduction in demand meant prices were very low this season.

CRAB - in France, origin: Europe

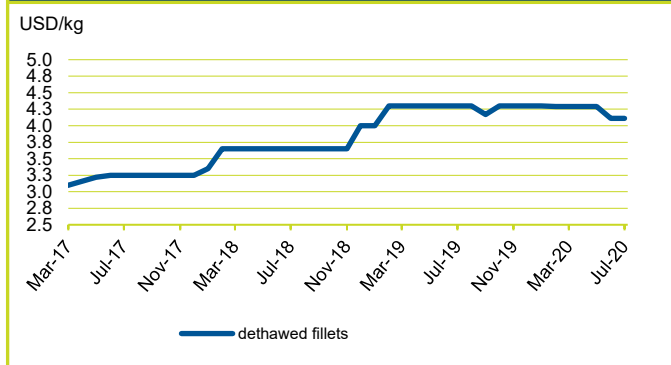


FRESHWATER FISH

For the first 5 months of 2020 the total decline in the value of Vietnamese exports to the European Union was 47.3 percent compared with the same period last year. One major problem for pangasius in the EU market is the fact that frozen fillets are traditionally directed to the catering sector, and repositioning will now be necessary given the increasing relative share of the retail and supermarket sector. The widespread economic problems resulting from COVID-19 that are pushing consumers to buy less expensive fish also represent a potential advantage for species such as pangasius.

Spanish imports of pangasius from Viet Nam declined in the first four months of the year to 10 700 from 12 500 tonnes in 2019. Prices declined to USD 3.00 per kg, 19 percent lower than in the same period of last year. Similarly, the United Kingdom of Great Britain and Northern Ireland reported lower imports, just 11 000 tonnes in the first four months of 2020, down from 14 000 tonnes in the same period of 2019. Prices dropped by 10 percent to USD 7.00 per kg.

Pangasius - in Italy, origin: Viet Nam



BIVALVES

Although restaurants in France are now open following the lifting of COVID-19 restrictions in June, social distancing measures and a lower concentration of clients per m² means a significant drop in revenue for the foodservice sector. Sales of festive products such as oysters, mussels, crab and lobster are not expected to return to normal for some time.

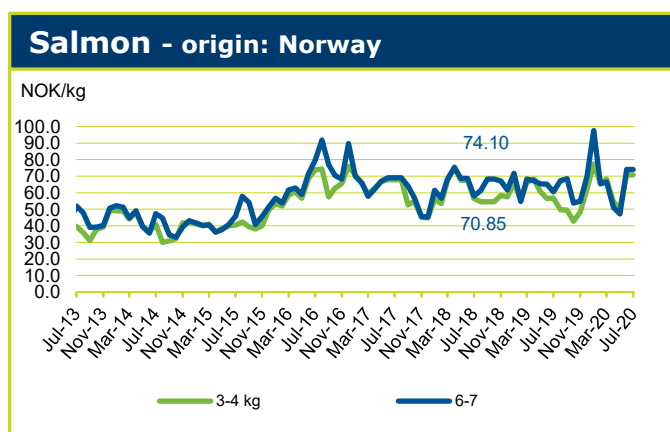
Oyster sales are reported to be very limited, although the main winter consumption season is now behind us. Producers will be hoping for some tourist activity on the coast during the July – August holiday season. The sector has gone through a particularly difficult period following the norovirus problems at the end of 2019 which had already negatively impacted oyster sales.

SALMON

Prices for farmed Atlantic salmon on European markets have taken something of a dip in recent weeks but remain well within the profitable zone for salmon aquaculture companies despite the market impact of the COVID-19 pandemic. The NASDAQ salmon index was at NOK 54.34 as of week 28, a decline of some 24 percent compared with 4 weeks prior but still above the year low point of around NOK 50 per kg observed at the end of April. According to the most recent figures from the Norwegian Seafood Council (NSC), the average price of Norwegian fresh whole Atlantic salmon exports actually increased year-on-year in the first 6 months of 2020, from NOK 63.71 per kg to NOK 64.62 per kg. With volumes remaining at the same level, this translated into an increase in revenue of NOK 598 million, or 2 percent, for the 6-month period.

Good supply-demand balance and the demand boost associated with the partial reopening of the foodservice sector in a number of key markets have helped to lift prices over course of the second quarter. However, a recent incident which saw traces of COVID-19 identified on a chopping board used for preparing salmon at a market in Beijing resulted in the temporary halting of China's salmon imports from Europe. The sector has also been facing some challenges in Europe not related to the pandemic, with the most significant recent example being the airing of a documentary critical of salmon farming in Germany which has seen sales fall in this important market. In the UK, prices for farmed Scottish salmon are significantly down compared with 2019, with traders recently quoting prices of around GBP 4.30 per kg for salmon of 2-4 kg.

An increase in Norwegian seawater temperatures over the last few weeks has accelerated growth in the pens, and harvest volumes as well as average harvest weights are expected to rise in the coming weeks. Higher temperatures can also increase the incidence of sea lice, and farmers will be mindful of biological metrics. The market outlook is still dominated by uncertainty but the recovery of the fresh segment and the foodservice industry should keep prices at reasonable levels even though supply volumes are expected to increase. Forward





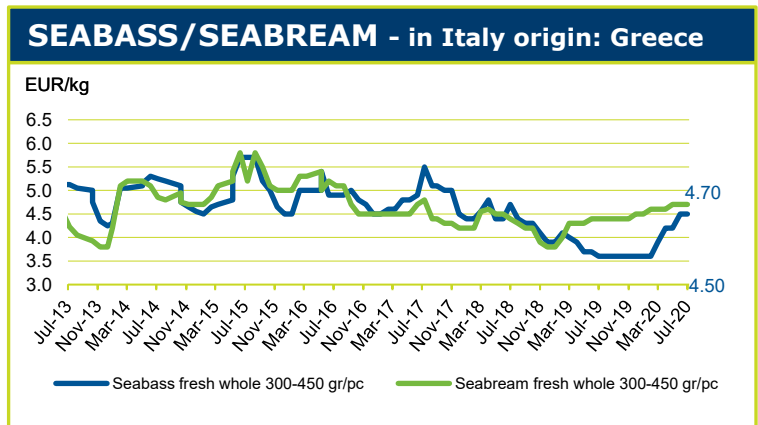
prices at FishPool are hovering around NOK 48.50 per kg for Q3 2020 and NOK 52.60 per kg for Q4 2020.

TROUT

Biomasses at Norwegian trout farms have been higher so far this year and the additional supply combined with the market situation and higher freight costs continue to push prices down. As of week 27, export prices for fresh whole trout out of Norway were at NOK 47.68 per kg, 7 percent below the same week last year. For the first 6 months of the year, NSC reported an increase of 29 percent in the volume of Norway’s trout exports to 31 600 tonnes, while value increased by 10 percent to NOK 1.8 billion.

SEABASS SEABREAM

As a sector that depends heavily on foodservice and fresh retail demand, the Mediterranean farmed bass and bream industry has been hit hard by the market impact of the COVID-19 pandemic. However, a combination of factors is keeping supply volumes down and prices rose swiftly throughout the 2nd quarter, with import prices for bass in particular staging a significant recovery. For 300-450 g fresh whole bass from Greece into Italy (CIF), prices rose from EUR 3.60 per kg in January to EUR 4.50 per kg by June. For bream the climb was less dramatic, from EUR 4.50 per kg to EUR 4.70. July has seen no change from these levels for these sizes. Supply of both bass and bream will continue to contract in the medium term, and this will support prices despite the deterioration of market conditions. However, delayed harvests will likely lead to a higher than normal proportion of larger fish in the harvest.





Fish Species Trade Name	Product Form	Grading	Price per kg		Reference & Area	Origin		
			As stated	EUR USD				
GROUND FISH								
						July 2020		
Cod/Cabillaud, Morue/ Bacalao <i>Gadus morhua</i>	Fresh gutted			1.82	2.07	Poland FOB		
	IQF portion, single frozen	100-150 g/pc		8.70	9.95	Italy CIF		
	Fresh - fillet		50-100 g/pc		4.00	4.57	CPT	
			100-200		5.00	5.72		
			200-400		7.22	8.25 -		
	Fresh - Whole		1-2 kg/pc		6.51	7.44 -	Denmark	
			2-4		7.22	8.25 +		
	Fresh gutted		2-3 kg/pc		8.75	10.00	Poland	
			50-100 g/pc		4.31	4.93		
	Fresh - fillet		100-200 g/pc		8.61	9.84 +	Spain	
			200-400		7.80	8.92 -		
	Fillet- IQF		500-1000g/pc		5.85	6.69	FCA	
					4.45	5.09	CIF	
Fillet - wet salted - 1st quality produced from fresh raw material		700-1000 g/pc		9.70	11.09 +	DDP		
				8.95	10.23 +	CIF		
Portion single frozen, 10% glaze		100-150 g/pc		24.00	23.00 =	DDP		
				31.70	36.24	FCA		
Stockfish		700 g/pc		24.00	23.00 =	DDP		
		60-80 g/pc		31.70	36.24	FCA		
<i>Gadus macrocephalus</i>	Fillet - wet salted - 1st quality produced from frozen raw material	400-700 g/pc		9.40	10.75 +	CIF		
				Denmark				
Hake/Merlu/Merluza <i>Merluccius capensis</i>	Minced block			1.83	2.09 =	Namibia FOB for Spanish market		
	IQF portion, trapeze	90-110 g/pc		7.95	9.09 =	Italy CIF		
	Fresh - whole		100-200 g/pc		4.90	5.60 =	CPT	
			200-300		5.29	6.05 =		
	Fresh - gutted		100-200 g/pc		4.93	5.64 +	Croatia	
			200-300		5.00	5.72 -		
300-400				6.00	6.86 -			
<i>Merluccius productus</i>	Fillet, PBO			2.81	3.20 =	Spain EXW		
				1.85	2.10 =	USA		
Alaska pollack/Lieu de l'Alaska/Colin de Alaska <i>Theragra chalcogramma</i>	H&G	>25		RUB 86.10	1.07 1.21	Russian Fed. wholesale Vladivostok		
				0.81	0.93	wholesale Moscow		
				1.59	1.82			
Haddock/Eglefin/Eglofino <i>Melanogrammus aeglefinus</i>	H&G	< 0.8 kg/pc		NOK 14.50	1.35 1.55 -	Sweden FCA		
				Norway				
Ling/Lingue franche/ Maruca <i>Molva molva</i>	Fillet - wet salted Produced from fresh raw material 1st quality	1-1.5 kg/pc		5.50	6.29	Italy DDP		
				Faeroe Islands				
Monkfish/Baudroie/ Rape <i>Lophius spp.</i>	Fresh - Tail	< 0.3 kg/pc		6.05	6.92 -	Italy CPT		
				0.3-0.5			6.94	7.93 -
				0.5-1			9.81	11.22 -
				1-2			9.75	11.15 -
				> 2			8.95	10.23 +
	Fresh - whole	0.5-1 kg/pc		5.78	6.61	FCA		
	1-2		6.00	6.86	France			
John Dory/ Saint Pierre Pez de San Pedro <i>Zeus faber</i>	Fresh whole	1-2 kg/pc		17.00	19.44 +	France wholesale		
		2-3		18.00	20.58 =			
	Fresh - gutted	600-800 g/pc		9.90	11.32	Italy CPT		
				800-1000		6.86	7.84 -	Senegal
				1000-2000		9.41	10.76	
Fresh - whole headless	small		0.80	0.91	Mauritania FOB for European market			
			3.30	3.77 +				
			5.70	6.52 +				
	medium		6.40	7.32 +	Mauritania			
	big		6.40	7.32 +				



Fish Species Trade Name	Product Form	Grading	Price per kg		Reference & Area	Origin
			As stated	EUR USD		
FLATFISH						
July 2020						
Turbot/Rodaballo <i>Psetta maxima</i>	Fresh - whole farmed	0.5-1 kg/pc	6.73	7.69 +	Spain CIF	Spain
		1-2	10.05	11.49 +		
		2-3	12.28	14.03 +		
		3-4	15.55	17.78 +		
	Fresh - whole wild	< 0.5 kg/pc	9.50	10.86	Spain DDP	Netherlands
		0.4-0.6	8.45	9.66		
		0.8-1	13.05	14.92		
		1-2	18.50	21.15		
		2-3	22.00	25.15		
		3-4	22.00	25.15		
Fresh - whole farmed	0.4-0.6 kg/pc	6.70	7.66	Italy CPT	Spain/Portugal	
	0.6-0.8	5.87	6.71 -			
	0.8-1	6.30	7.20 +			
	1-1.5	6.20	7.08 +			
	1.5-2	6.00	6.86 =			
	2-2.5	6.28	7.17 +			
	2.5-3	6.45	7.37 -			
	3-4	6.86	7.84 +			
Fresh - whole	0.5-1 kg/pc	11.04	12.62	Italy CPT	Netherlands	
	1-2	16.58	18.96			
	2-3	16.23	18.56			
	3-4	19.95	22.81			
	> 4	24.50	28.01			
Fresh - gutted	0.7-1kg/pc	7.79	8.91 -	Italy CPT	Netherlands	
	1-2	10.56	12.07 -			
Sole/Sole/ Lenguado <i>Solea vulgaris</i>	Fresh - whole wild	< 175 g/pc	7.25	10.80	Spain CIF	Spain
		170-200	14.70	16.81		
		200-300	15.80	18.06		
		200-250	18.55	21.21		
		300-500	20.40	23.32		
		400-500	25.40	29.04		
	Fresh - whole wild	500-600	21.30	24.35	Italy CPT	Netherlands
		1 small	4.00	4.57		
		2 small	3.00	3.43		
		3 small	2.30	2.63		
Fresh - whole wild	4 small	1.90	2.17	Italy CPT	France	
	Medium	4.50	5.14			
Sole/Sole/ Lenguado <i>Solea vulgaris</i>	Fresh - whole	200-300 g/pc	21.60	24.70	Italy CPT	Netherlands
		300-400	24.70	28.24		
		No. 3	14.90	17.04 -		
		No. 5	12.40	14.18 +		
		No. 2	23.50	26.87		
	Fresh - gutted	No. 3	18.78	21.47 -		
		No. 4	14.73	16.84		
		No. 2	18.15	20.75 +		
		No. 3	15.61	17.85 +		
		No. 4	11.71	13.39 -		
European plaice/ Plie d'Europe/ Solla europea <i>Pleuronectes platessa</i>	Fresh - whole	No. 5	9.86	11.27 -	Italy CPT	Netherlands
		300-400 g/pc	5.55	6.35		
		400-600	4.70	5.37		
Fresh - whole	> 600	5.40	6.17	Spain CIF	Spain	
	IQF, white skin-on, 25% glaze	No. 2	6.05			6.92 +
	IQF skin-off, 25% glaze		6.25			7.15 +
European Flounder/ Flet d'Europe/ Platija europea <i>Platichthys flesus</i> <i>Scophthalmus rhombus</i>	Fresh - fillets skin-on skinless whole	Large	5.65	6.46	Italy CPT	Denmark
		Large	6.41	7.33		
			2.52	2.88 -		
	Fresh, whole		1.51	1.73	FCA CPT	Netherlands
			1.81	2.07		
		500-1000g/pc	7.41	8.47 -		
		1000-2000	12.98	14.84 -		
		500-1000g/pc	8.51	9.73		
		1000-2000	11.06	12.64		
		Fresh, gutted				
Cadenat's sole/ Sole de Cadenat Sortija de Cadenat <i>Pegusa cadenati</i>	whole, IQF	12-15 cm	0.69	0.79 *	Spain fob	Spain



Fish Species Trade Name	Product Form	Grading	Price per kg		Reference & Area	Origin
			As stated	EUR USD		
TUNA/BILLFISHES						
July 2020						
Tuna/Thon/Atún <i>Thunnus spp.</i> <i>Katsuwonus pelamis</i>	Skipjack - whole		1.10	1.25 +	Bangkok CFR FOB	Western/Central Pacific Ocean
			1.14	1.30 +		
	Skipjack - whole		1.19	1.35 +	Ecuador ex-vessel	Eastern Tropical Pacific Ocean
	Yellowfin - whole		1.93	2.20 +		
	Skipjack - whole		1.03	1.17 +	Seychelles FOB	Indian Ocean
	Yellowfin - whole		2.00	2.29 +		
	Skipjack - whole		0.93	1.06 +	Abidjan ex-vessel	Atlantic Ocean
	Yellowfin - whole	> 10 kg	1.80	2.06 =		
	Skipjack - whole	1.8-3.4 kg/pc	1.10	1.26 +	Spain CFR	Various origins
	Yellowfin - whole	> 10 kg	2.20	2.52 +		
	Skipjack - cooked & cleaned loins - vacuum packed	double cleaned	4.04	4.60	Italy DDP	Solomon Islands
	Yellowfin - cooked & cleaned loins - vacuum packed	double cleaned	6.02	6.85		Kenya/Mauri- tius/Solomon Is.
	Skipjack	> 1.8 kg/pc	1.05	1.20 -	Tunisia CFR	Seychelles
			1.52	1.73		Ghana
	Yellowfin - whole	> 10 kg	2.20	2.52	Spain DAT	Atlantic Ocean
		3-10 kg/pc	1.77	2.02		
	Yellowfin- frozen loins		6.43	7.32	DDP DAT	Eastern Pacific
	Skipjack - whole	> 3.5 kg	1.30	1.49		Atlantic Ocean
	Skipjack- frozen loins		4.88	5.57	DDP	Eastern Pacific
	Skipjack - cooked loins	single cleaned	5.98	4.30 +		
	Bigeye- frozen loins		5.98	7.10	DAT	Atlantic Ocean
	Bigeye- whole	> 10 kg	2.23	2.54		
	Skipjack - whole		1.85	2.10	Europe CFR	Ecuador
Yellowfin - pre-cooked loins	double cleaned	5.19	5.90 =			
	single cleaned	3.78	4.30 -			
Skipjack - pre-cooked loins		4.31	4.90 =			
<i>Thunnus thynnus</i>	Atlantic bluefin - whole	20-30 kg/pc	6.63	7.58 *	Italy CPT	Greece
	Atlantic bluefin - whole	30-50 kg/pc	6.99	7.99 *		
	Atlantic bluefin - whole	> 50	6.72	7.68 *		
<i>Thunnus alalunga</i>	Albacore - whole	4-9 kg/pc	4.25	4.86 *		Italy
	Albacore - whole	9-12	6.25	7.15 *		
	Albacore - whole	> 12	6.50	7.43 *		
Swordfish/Espadon/ Pez espada <i>Xiphias gladius</i>	Fresh - whole		14.50	16.58 +	France, wholesale	Atlantic
	Frozen - filet, vacuum		8.40	9.60 =		Spain
	Fresh - gutted	< 12 kg/pc	11.44	13.08 +	Italy FCA	Morocco
	Whole Mediterranean	13-18	11.23	12.84 +		
		19-25	11.18	12.78 +		
		26-35	11.13	12.72 +		
		Whole Atlantic	19-25	8.62		
		26-35	8.62	9.86		
	36-50	8.33	9.52			
	> 50	9.88	11.30			
SMALL PELAGICS						
July 2020						
Mackerel/Maquereau/ Caballa <i>Scomber scombrus</i>	Fresh - whole		2.85	3.26	Italy CPT	Belgium
			2.74	3.13 +		UK
			1.00	1.14		Croatia
			2.85	3.26 +		Norway
			2.44	2.79 +		France
	4-6 pc/kg	3.75	4.29			
	Fresh - Fillets butterfly cut		5.60	6.40 -		
			4.82	5.51 -		
Mackerel/Maquereau/ Caballa <i>Scomber scombrus</i>	Whole	2-3 pc/kg	1.29	1.47 *	Spain FOB	Spain
		3-4	1.29	1.47 -		
		Large	0.80	0.91	Mauritania FOB for European market	Mauritania
		Medium	0.75	0.86		
	Small	0.75	0.86			
Horse Mackerel/ Chincard/ Jurel <i>Trachurus spp</i>	Whole	> 24 cm/pc	1.23	1.41	Morocco FOB for European market	Morocco
Herring/Hareng/Arenque <i>Clupeidae</i>	Fresh - fillet		3.94	4.50 +	Italy CPT	Denmark
	Fresh - whole	250-300 g/pc	0.81	0.93	Russian Fed. wholesale Moscow	Russian Fed.
		> 350	1.52	1.74		
		250- 300 g/pc	0.66	0.75	Russian Fed. wholesale Vladivostok	
		> 300	0.87	0.70		
> 250	0.61	0.70				
	70-100 g/pc	0.28	0.32	Poland FOB	Baltic	



Fish Species Trade Name	Product Form	Grading	Price per kg		Reference & Area	Origin	
			As stated	EUR USD			
SMALL PELAGICS (cont.)						July 2020	
Sprat/Sprat/Espadin <i>Sprattus sprattus</i>	Fresh - whole		0.18	0.20	Poland FOB	Baltic	
Sardine/Sardine/ Sardina <i>Sardina pilchardus</i>	Fresh - whole		1.23	1.41	Italy CPT	Croatia	
			1.75	2.00		Spain	
			1.30	1.49		Italy	
			2.07	2.37		France	
	Fresh - fillet		5.53	6.32 +		FCA	UK
			4.15	4.74			Spain
	Whole, IQF, 3% glaze		2.39	2.73 -			Croatia
			1.25	1.43 -			Italy
	H&G		2.35	2.69 -			France
	Fresh - whole		3.70	4.23 +			France- wholesale
Anchovy/Anchois/ Boquerón <i>Engraulis encrasicolus</i>	Fresh		2.50	2.86 -	France - wholesale		France
Horse Mackerel/ Chincard/ Jurel <i>Trachurus spp</i>	Fresh	> 250g	4.50	5.14			Europe
		< 200g	2.70	3.09			
CEPHALOPODS							July 2020
Squid/Encornet/Calamar <i>Loligo spp.</i>	Whole	S (< 18 cm) M (18-25) L (25-30) XL (>30)	7.40	8.46	Italy CIF	South Africa	
			8.60	9.83			
			9.70	11.09			
			9.70	11.09			
			9.70	11.09			
<i>Loligo vulgaris</i>	Fresh - whole	100-300 g/pc 300-400 400-600 600-1000	11.37	13.00 +	FCA	Morocco	
			9.92	11.34			
			11.18	12.78 +			
			9.73	11.12 +			
			12.30	14.06			
					Croatia		
Squid/Encornet/Calamar <i>Loligo spp.</i>	Whole	2 small 3 small 4 small small medium large	3.85	4.40	Mauritania FOB for European market	Mauritania	
			3.65	4.17			
			3.50	4.00			
			5.75	6.57			
			7.60	8.69			
			8.40	9.60			
Octopus/Poulpe/Pulpo <i>Octopus vulgaris</i>	Whole - FAS	T1 T2 T3 T4 T5	7.89	9.02 -	Morocco FOB, for Spanish market	Morocco	
			7.89	9.02 -			
			7.89	9.02 -			
			7.89	9.02 +			
			7.78	8.89 +			
Octopus/Poulpe/Pulpo <i>Octopus vulgaris</i>	Sushi slice 100% net weight	7 g/pc 9	10.07	11.45 =	Europe CFR	Indonesia	
			11.43	13.00 =			
			8.00	9.10 =			
	boiled cut 100% net weight			3.96	4.50 =		
				4.92	5.60 =		
	Flower type 90% net weight	1-2 kg/pc >2	T1 T2 T3 T4 T5 T6 T7 T8	7.91	9.00	Mauritania FOB	Mauritania
				7.91	9.00		
				7.91	9.00		
				7.30	8.30		
				7.03	8.00		
				7.47	8.50		
				7.03	8.00		
				6.59	7.50		
	Frozen in land, pots and glaciers, 1* and 2*	T1 T2 T3 T4 T5 T6		7.47	8.50		
				7.47	8.50		
7.47				8.50			
6.86				7.80			
6.59				7.50			
7.03				8.00			
Frozen on board	T7 T8		7.03	8.00			
			6.59	7.50			



Fish Species Trade Name	Product Form	Grading	Price per kg		Reference & Area	Origin	
			As stated	EUR USD			
CEPHALOPODS (cont.)						July 2020	
Octopus/Poulpe/Pulpo <i>Octopus vulgaris</i>	Fresh	1-2 extra small	8.00	9.15	Italy CPT FCA CPT FCA CPT EXW France, wholesale	Croatia France Italy Spain Croatia Morocco Europe	
			3.33	3.81			
			10.42	11.91 +			
			7.91	9.04 +			
			11.35	12.98			
			7.45	8.52			
			9.19	10.51 +			
			8.74	9.99 =			
			8.41	9.62 =			
			7.91	9.04 =			
7.70	8.80 -						
5.50	6.29 -						
11.00	12.58 =						
Octopus/Poulpe/Pulpo <i>Eledone moschata</i>	Fresh - whole	Mixed	4.53	5.18	Italy CPT	Croatia	
		Small	7.93	9.07			
		Medium	4.50	5.14			
		Extra	10.43	11.92			
	Frozen - whole	50-100 g/pc	4.45	5.06	CFR	Yemen	
		100-200	5.41	6.15			
		200-300	5.41	6.15			
		300-500	5.41	6.15			
		400-600	5.41	6.15			
		600-1000	5.41	6.15			
500-1000	5.41	6.15					
1000-2000	5.41	6.15					
Cuttlefish/Seiche/ Sepia <i>Sepia spp.</i>	Frozen at land- whole block	100-200 g/pc	4.31	4.90	Vietnam CIF		
		200-300	4.31	4.90			
		>300	4.31	4.90			
	FAS- whole block	200-300 g/pc	4.18	4.75	Europe CIF		
		300-500	4.18	4.75			
		500-1000	4.18	4.75			
		1000-2000	4.18	4.75			
	Frozen - whole	200-300 g/pc	2.46	2.80 -	Europe CIF		
300-500		2.46	2.80 -				
500-1000		2.46	2.80 -				
CRUSTACEANS						July 2020	
Whiteleg shrimp/ Crevette pattes blanches/Camarón patiblanco <i>Penaeus vannamei</i>	PD, chemical treatment 100% net weight treated with non-phosphate	31-40 pc/lb	7.65	8.70 -	Europe CFR	Indonesia	
		41-50	7.12	8.10 -			
		51-60	6.99	7.95 +			
		61-70	6.77	7.70 +			
		71-90	6.73	7.65 +			
		91-120	6.46	7.35 +			
		20-30 pc/lb	7.65	8.70	Ecuador FOB	Ecuador	
		30-40	4.70	5.35			
		40-50	5.49	6.25			
		50-60	4.26	4.85			
Argentine red shrimp/ /Camarón/langostin argentino <i>Pleoticus muelleri</i>	Head-on, shell-on	10-20 pc/kg	6.45	7.37 +	Spain EXW	Argentina	
		20-30	6.25	7.15 -			
		30-40	5.98	6.84 -			
		40-60	7.00	8.00 +			
Deep-water rose shrimp/ Crevette rose du large/ Gamba de altura/ <i>Parapenaeus longirostris</i>	Farmed, organic, cooked	20-30 pc/kg	26.00	29.73 =	France, wholesale	Madagascar	
		30-40	22.00	25.15 =			
		40-50	18.00	20.58 +			
		40-50	15.00	17.15 -			
Norway lobster/ Langoustine/Cigala <i>Nephrops norvegicus</i>	Fresh - Whole, 4X1.5 kg	31-40	10.30	11.78	Spain DDP	Netherlands	
		41-50	8.52	9.74			
		40-60	13.35	15.26			
		00 pc/kg	17.25	19.72			
	Whole	0	14.25	16.29	Spain CIF	Scotland	
		6-9 pc/kg	14.21	16.25 *			
			11-15	9.44	10.79 *	Italy CPT	Denmark
			16-20	7.43	8.49 *		
31-40			5.58	6.38 *			
31-40			5.58	6.38 *			



Fish Species Trade Name	Product Form	Grading	Price per kg			Reference & Area	Origin	
			As stated	EUR	USD			
CRUSTACEANS (cont.)								
July 2020								
Norway lobster/ Langoustine/Cigala <i>Nephrops norvegicus</i>	Whole	1		9.25	10.58	Spain CIF	Scotland	
		2		5.25	6.00			
		3		4.75	5.43			
		4		4.40	5.03			
		5		4.15	4.74			
	Fresh - whole	4		26.25	30.01		Netherlands	
		10- 15		18.00	20.58			
		5-9 pc/kg		24.05	27.50			
		11-15		13.86	15.85			
		16-20		9.45	10.80			
		20-30		8.64	9.88			
	Fresh - whole, headed	31-40		5.61	6.41		Italy CPT	Denmark/ UK
41-50			5.81	6.64				
6-9 pc/kg			14.21	16.25 +				
11-15			9.29	10.62 -				
16-20			6.95	7.95 -				
21-30			4.66	5.33 -				
European lobster/ Homard européen/ Bogavante <i>Homarus gammarus</i>	Live - bulk	400-600 g/pc		32.00	36.59	France delivered to French vivier	Ireland	
		600-800		32.00	36.59			
	Fresh - whole	Large		27.50	31.44	Italy CPT	UK	
		small		29.49	33.72			
		400-600 g/pc		28.16	32.20			
		600-800		19.19	21.94			
		800-1000		21.00	24.01 -			
	> 1kg		19.75	22.58 -				
	Live			14.00	16.01	Mauritania FOB for European market	Mauritania	
American lobster/ Homard américain/ Bogavante americano <i>Homarus americanus</i>	Live hard shell	> 3000g		16.95	19.38	Canada FOB for European mkt	Canada	
		450-550 g		15.07	17.23			
	Live soft shell			12.34	14.11		USA	
	Popsicle	< 450 g/pc (canner size)	CAN	24.73	19.06		16.71	Canada
		> 450 (market size)	CAN	25.88	19.06		16.71	
American lobster/ Homard américain/ Bogavante americano <i>Homarus americanus</i>	Whole cooked netted lobster	< 450 g/pc (canner size)	CAN	19.50	14.36	12.59	Europe CIF	Canada
		> 450 g/pc (market size)	CAN	22.50	16.57	14.53		
Caribbean spiny lobster/ Langouste blanche/ Langosta común del Caribe <i>Panulirus argus</i>	Tails	5-6 oz		13.85	15.75	Europe CIF	Nicaragua	
		7-9 oz		29.56	33.62			
		10-24 oz		27.62	31.42			
	Whole, raw		14.95	17.00				
	Cooked		16.70	19.00				
Scalloped spiny lobster/ Langouste festonnée/ Langosta festoneada <i>Panulirus homarus</i>	Whole	100-200g		13.19	15.00	Taiwan CIF	Yemen	
		200-300		14.95	17.00			
		> 300		16.70	19.00			
	Whole, IWP	30-60 g/pc		14.07	16.00	Europe CIF		
		60-120		14.07	16.00			
>120g		17.58	20.00					
Edible crab/Tourteau/ Buey de mar <i>Cancer pagurus</i>	Live, bulk	T2 (13-16 cm)		2.73	3.12 -	France Auction	France	
		500-700g/pc		7.30	8.35			
		>1 kg		8.50	9.72			
Spinous spider crab/ Araignée européenne/ Centolla europea/ <i>Maja squinado</i>	Fresh - female			5.30	6.06	Italy CPT	UK	
		male		4.50	5.14			
	female			4.90	5.60		France	
		male		4.30	4.92			
		Fresh-female	small		2.87			3.28
male	small		2.70	3.09				



Fish Species Trade Name	Product Form	Grading	Price per kg		Reference & Area	Origin		
			As stated	EUR USD				
BIVALVES								
July 2020								
Oyster/Huître/Ostra <i>Crassostrea gigas</i> <i>Ostrea edulis</i>	Live	No. 3	4.50	5.14 =	France prod. Price/ average export price	Ireland/France		
		60-100 g/pc	17.50	20.01	Spain CIF	Netherlands		
		95-110 g/pc	17.65	20.18		Italy		
		>130	14.62	16.72		Netherlands		
Mussel/Moule/Mejillón <i>Mytilus edulis</i> <i>Mytilus galloprovincialis</i> <i>Mytilus chilensis</i>	Live - Bottom mussel	Bulk	2.10	2.40 =	France wholesale	France		
			1.80	2.06 =		Netherlands		
	Live - Rope	60-80 pc/kg	2.00	2.29 =	Italy CPT FCA	Spain		
			2.36	2.70 +		Italy		
	Fresh - whole		2.13	2.44 -	CPT	Spain		
	Fresh - in skin		2.25	2.57				
	Fresh		1.92	2.20				
	IQF - shell-off, 7% glaze	200-300 pc/kg	3.20	3.66 =	CIF	Chile		
Razor shell/Couteau/ Navajas - <i>Solenidae</i>	Fresh	S	7.50	8.57	Spain CIF	Ireland		
		M	8.60	9.83				
		L	12.15	13.89				
	Live	10-12 cm/pc	3.80	4.34		Netherlands		
Great Atlantic scallop/ Coquille-St- Jacques/ Vieira <i>Pecten maximus</i>	Fresh whole shell, roe-on		3.50	4.00	France wholesale	France		
			3.40	3.89				
			28.00	32.01 =				
			29.00	33.16 +				
	Frozen, meat, roe-on		29.00	33.16 +	Retail	Europe		
			29.00	33.16 +				
	Frozen, meat, roe-off		29.00	33.16 +				
			29.00	33.16				
Fresh, whole shell, bulk, roe-on		29.00	33.16					
Fresh, whole shell, bulk, roe-off		29.00	33.16					
SALMON								
July 2020								
Atlantic salmon/ Saumon de l'Atlantique/ Salmón del Atlántico <i>Salmo salar</i>	Fresh - gutted, head-on	2-3 kg/pc	7.10	8.12 -	France wholesale	Norway		
		3-4	7.10	8.12 -				
		4-5	7.40	8.46 -				
		5-6	7.50	8.57 =				
		6-7	7.90	9.03 +				
		2-3 kg/pc	7.50	8.57 -			Scotland	
		Superior quality	8.20	9.38 =				
		Smoked- Fillet, vacuum reconstituted sides	1-2 kg/pc	30.50			34.87 =	Norway
		Fresh- Fillet	3-4 kg/pc	9.50			10.86 +	
		Smoked- Fillet, vacuum reconstituted sides	1-2 kg/pc	30.00			34.30 =	
	Fresh - gutted, head-on	1-2 kg/pc	NOK 41.28	3.85	4.42 -	Norway FOB	Norway	
			NOK 47.34	4.42	5.07 -			
			NOK 56.32	5.26	6.03 -			
			NOK 59.62	5.57	6.39 -			
			NOK 63.13	5.89	6.76 -			
			NOK 64.39	6.01	6.90 -			
			NOK 64.02	5.98	6.86 -			
			NOK 65.09	6.08	6.97 -			
			NOK 64.88	6.06	6.95 -			
	Fresh	3-4 kg/pc	6.90	7.89	Spain CFR	Norway		
11.95			13.66					
gutté, head-on	4-5 kg/pc	5.44	6.22	Tunisia CFR				
		7.85	8.97					
IQF - salmon slices		9.73	11.12	Europe CFR				
Fresh - salmon cubes 8x8x8		9.73	11.12					
Fresh - Whole - Superior	2-3 kg/pc	5.52	6.31 +	Italy DDP	Norway			
		6.34	7.25 +					
		6.62	7.57 +					
		6.66	7.61 +					
		6.69	7.65 +					
		6.74	7.71 +					
		6.59	7.53 +					
		6.74	7.71 +					



Fish Species Trade Name	Product Form	Grading	Price per kg		Reference & Area	Origin	
			As stated	EUR USD			
SALMON (cont.)						July 2020	
Atlantic salmon/ Saumon de l'Atlantique/ Salmón del Atlántico <i>Salmo salar</i>	Fresh- Whole	3-4	6.34	7.25 +	Italy DDP	Norway	
		4-5	6.62	7.57 +			
		5-6	6.66	7.61 +			
	Fillet, cooked		5.09	5.82	FCA	Italy	
	IQF portion, 10% glazing	100-150 g/pc	10.00	11.43 =		Denmark	
TROUT						July 2020	
Rainbow trout/ Truite arc-en-ciel/ Trucha arco iris <i>Oncorhynchus mykiss</i>	Fresh	300-400 g/pc	4.00	4.57 =	Italy CPT	Italy	
		Gutted	150-300 g/pc	4.70			5.37
			300-500 g/pc	5.00			5.72
	Fresh- whole			6.20	7.09	France wholesale	France
		Fillet		8.20	9.38		
		Fillet, smoked		26.00	29.73		
	Whole, gutted, bulk		12.08	13.81	Retail		
FRESHWATER FISH						July 2020	
Arcic char/omble-chevalier/ Trucha alpina <i>Salvelinus alpinus</i>	Fresh- whole		6.20	7.09 -	France wholesale	Europe	
Nile perch/Perche du Nil/Perca del Nilo <i>Lates niloticus</i>	Fillet - skinless	300-500 g/pc	4.84	5.50	EU CFR	Uganda	
		Interleaved, 100% net weight	500-1000	5.67			6.45
	Fresh whole	200-400 g/pc	3.73	4.26 +	Italy FCA	Tanzania	
		yellow	200-400 g/pc	3.87			4.42 +
		red	200-400 g/pc	2.57			2.94 -
		green	200-400 g/pc	2.56			2.93 -
Fresh fillet	200-400 g/pc	3.70	4.23				
	400-700	3.63	4.15				
Pike perch/Sandre/ - Lucioperca <i>Sander lucioperca</i>	Fillet - skinless, PBI, IWP	500-1000 g/pc	5.67	6.45	Spain CFR	Europe	
		Fresh- whole	Average size	10.50			12.00
	Fillet		11.50	13.15	France whoelsale	Europe	
		Fresh- whole	2-3 kg	5.50			6.29 =
Nile Tilapia/Tilapia du Nil/Tilapia del Nilo <i>Oreochromis niloticus</i>	Fillet - skinless, IQF, PBO non-treated, 10% glaze	5-7 oz/pc	3.85	4.00	Spain CFR	China	
Pangasius <i>Pangasius hypophthalmus</i>	Fillet, thawed		4.27	4.88 +	Italy CIF	Viet Nam	
NON-TRADITIONAL SPECIES						July 2020	
Sturgeon/Sturgeon/ Esturione <i>Acipenseridae</i> <i>A.baeri</i>	Frozen - Whole	1.5-2 kg/pc	6.50	7.43 =	France CIF	France	
		Gutted	5-7 kg/pc	7.50			8.57 =
	Fillet	200-300 g/pc	15.00	17.15 =			
		800-1000	15.00	17.15 =			
	Caviar (Aquitaine) metal boxes		995	1 138 +			
European eel/ Anguille d'Europe/ <i>Anguilla europea</i> <i>Anguilla anguilla</i>	Smoked	Medium	47.00	53.74 =	France wholesale	Europe	
Dusky grouper Mérrou noir/Mero moreno <i>Epinephelus marginatus</i>	H&G	3-5 kg/pc	5.27	6.00	Europe CIF	Yemen	
		> 5	4.40	5.00			
	IWP, gutted	> 3 kg/pc	4.40	5.00	Italy CPT	Senegal	
	Fresh whole	10-20 kg/pc	8.35	9.55 -			
1-2		8.44	9.65 -				
2-4		8.37	9.57 -				
	> 20	7.62	8.71 -				
White grouper/ Merou blanc/Cherna de ley <i>Epinephelus aeneus</i>	Whole, gutted	3-5 kg/pc	5.71	6.50	FCA	Spain	
		5-10	4.84	5.50			
		> 10	4.84	5.50			
	Whole	1- 2 kg/pc	9.43	10.78			
		2- 4	9.27	10.60			
		4- 7	9.27	10.60			
Whole, fresh	1- 2 kg/pc	8.44	9.65 +				
Blue shark/ Peau bleue/Tiburón azul <i>Priace glauca</i>	H&G, Skin-on	< 4 kg/pc	0.85	0.97 *	Spain FOB	Spain	
		4-7	0.85	0.97 *			
		7-12	0.85	0.97 *			
		12-20	0.95	1.09 *			
		> 20	0.75	0.86 *			
	H&G, Skinless	< 4 kg/pc	0.85	0.97 *	Spain FOB	Spain	
		4-7	0.85	0.97 *			
		7-12	0.85	0.97 *			
	12-20	0.95	1.09 *				
	> 20	0.75	0.86 *				



Fish Species Trade Name	Product Form	Grading	Price per kg		Reference & Area	Origin	
			As stated	EUR USD			
NON-TRADITIONAL SPECIES (cont.)						July 2020	
Crimson jobfish <i>Colas fil/Panchito hebra.</i> <i>Pristipomoides filamentosus</i>	Whole, gutted	2- 3 kg/pc 3- 5 5- 10	2.95 3.03 3.03	3.35 3.45 3.45	Europe CIF	Yemen	
Spangled emperor/ Empereur moris/ Emperador relámpago <i>Lethrinus nebulosus</i>	Whole, gutted IQF, H&G	3-5 kg/pc > 5 3-5 > 5	3.30 2.77 3.96 3.96	3.75 3.15 4.50 4.50			
Common dolphinfish (Mahi Mahi)/Coryphène commune/ Lampuga <i>Coryphaena hippurus</i>	Whole, gutted	2-3 kg/pc 3- 5 5- 10	2.68 2.68 2.68	3.05 3.05 3.05			
SEABASS/SEABREAM/ MEAGRE						July 2020	
Seabass/Bar, Loup/Lubina <i>Dicentrarchus labrax</i>	Fresh - whole farmed	200-300 g/pc	2.92	3.34 -	Greece FOB	Greece	
		300-450	4.39	5.02 +			
		450-600	4.61	5.26 +			
		600-800	5.83	6.67 +			
		800-1000	6.96	7.96 +			
		> 1000	9.00	10.29 +			
		200-300 g/pc	3.12	3.57 -			Italy CIF
		300-450	4.59	5.25 +			
		450-600	4.81	5.49 +			
		600-800	6.03	6.89 +			
	800-1000	7.16	8.19 +	France CIF			
	> 1000	9.20	10.52 +				
	Fresh - whole farmed	200-300 g/pc	3.17	3.62 -	Spain CIF		
		300-450	4.64	5.30 +			
450-600		4.86	5.55 +				
600-800		6.08	6.95 +				
800-1000		7.21	8.24 +				
> 1000		9.25	10.58 +				
200-300 g/pc		3.16	3.61 -	Germany CIF			
300-450		4.63	5.29 +				
450-600		4.85	5.54 +				
600-800		6.07	6.94 +				
800-1000	7.20	8.23 +					
> 1000	9.24	10.56 +	Portugal CIF				
200-300 g/pc	3.19	3.65 -					
300-450	4.66	5.33 +					
450-600	4.88	5.57 +					
600-800	6.10	6.97 +					
800-1000	7.23	8.27 +	UK CIF				
> 1000	9.27	10.60 +					
200-300 g/pc	3.17	3.62 -					
300-450	4.64	5.30 +					
450-600	4.86	5.55 +					
600-800	6.08	6.95 +	Italy FCA				
800-1000	7.21	8.24 +					
> 1000	9.25	10.58 +					
200-300 g/pc	3.35	3.83 -					
300-450	4.82	5.51 +					
450-600	5.04	5.76 +					
600-800	6.26	7.16 +					
800-1000	7.39	8.45 +					
> 1000	9.43	10.78 +					
200-300 g/pc	2.72	3.11 -	Italy FCA	Greece			
300-450	3.90	4.46 +					
450-600	4.19	4.79 +					
600-800	4.98	5.69 +					
800-1000	6.52	7.45 -					
1000-1500	7.73	8.84 -					
1500- 2000	9.12	10.43 -					
> 2000	13.75	15.72 -					



Fish Species Trade Name	Product Form	Grading	Price per kg		Reference & Area	Origin		
			As stated	EUR USD				
SEABASS/SEABREAM/ MEAGRE (cont.)								
July 2020								
Seabass/Bar, Loup/Lubina <i>Dicentrarchus labrax</i>	Fresh - whole farmed	200-300 g/pc	4.50	5.14	Spain CIF	Canary Island (Spain)		
		300-400	4.50	5.14				
		400-600	4.00	4.57				
		600-800	4.30	4.92				
		800-1000	5.50	6.29				
		1000-1500	9.12	10.43				
	Wild	1500-20000	12.50	14.29	France			
		1000-2000 g/pc	10.80	12.35				
		2000-3000	11.80	13.49				
	Fresh - whole - wild Mediterranean	600-800	800-1000	10.25	11.72 +	Italy CPT	Egypt	
1000-2000			10.25	11.72 -				
> 2000			10.25	11.72 -				
Farmed - Orbetello			Large	10.70	12.23 =			FCA
Medium		9.70	11.09 =					
Small		7.40	8.46 -					
Gilthead seabream/ Dorade royale/Dorada <i>Sparus aurata</i>	Fresh - whole farmed	200-300 g/pc	4.20	4.80	Greece FOB	Greece		
		300-450	4.50	5.14				
		450-600	4.60	5.26				
		600-800	5.30	6.06				
		800-1000	6.50	7.43				
		> 1000	8.50	9.72				
		200-300 g/pc	300-450	4.40			5.03	Italy CIF
			450-600	4.70			5.37	
			600-800	4.80			5.49	
			800-1000	5.50			6.29	
	> 1000		6.70	7.66				
	200-300 g/pc	300-450	4.45	5.09	France CIF			
		450-600	4.75	5.43				
		600-800	4.85	5.55				
		800-1000	5.55	6.35				
		> 1000	6.75	7.72				
	200-300 g/pc	300-450	4.44	5.08	Spain CIF			
		450-600	4.74	5.42				
		600-800	4.84	5.53				
		800-1000	5.54	6.33				
> 1000		6.74	7.71					
Fresh - whole farmed	200-300 g/pc	300-450	4.47	5.11	Germany CIF	Greece		
		450-600	4.77	5.45				
		600-800	4.87	5.57				
		800-1000	5.57	6.37				
		> 1000	6.77	7.74				
	200-300 g/pc	300-450	4.45	5.09	Portugal CIF			
		450-600	4.75	5.43				
		600-800	4.85	5.55				
		800-1000	5.55	6.35				
		> 1000	6.75	7.72				
	200-300 g/pc	300-450	4.63	5.29	UK CIF			
		450-600	4.93	5.64				
		600-800	5.03	5.75				
		800-1000	5.73	6.55				
		> 1000	6.93	7.92				
> 1000	8.93	10.21						



Fish Species Trade Name	Product Form	Grading	Price per kg		Reference & Area	Origin	
			As stated	EUR USD			
SEABASS/SEABREAM/ MEAGRE (cont.)						July 2020	
Gilthead seabream/ Dorade royale/Dorada <i>Sparus aurata</i>	wild	600-800 g/pc	16.61	18.99 +	Italy FCA	Morocco	
		800-1000	18.73	21.41 +			
		1000-2000	19.64	22.45 +			
		> 2000	18.12	20.72 -			
	farmed	200-300 g/pc	3.25	3.72 -		CPT	Greece
		300-400	4.12	4.71 -			
		400-600	4.13	4.72 -			
	wild	400-600 g/pc	10.50	12.00 +		FCA	Egypt
		600-800	10.50	12.00 =			
		800-1000	10.50	12.00 =			
1000-2000		10.50	12.00 =				
farmed Orbetello	Large	10.70	12.23 =	CPT	Italy		
	Medium	9.70	11.09 =				
	1-2 kg/pc	11.86	13.56 =				
Wild	600-800 g/pc	15.30	17.49	CPT	Morocco		
	1000-2000	17.85	20.41				
	2000-3000	17.27	19.74				
White seabream/Sar/Sargo <i>Diplodus sargus</i>	Fresh farmed	300-500 g/pc	5.45	6.23 +	Italy CPT	Senegal	
			9.60	10.98 +		Spain	
Japanese threadfin bream/ Cohana japonaise/ Baga japonesa <i>Nemipterus japonicus</i>	Whole	100-200 g/pc	1.71	1.95	Vietnam CIF	Yemen	
		200- 300	1.98	2.25			
		300- 500	1.98	2.25			
	Whole, frozen at sea, block	100- 200 g/pc	2.43	2.76	USA CIF		
		> 200	2.78	3.16			
Santer seabream/ Denté nufar/Dentón nufar <i>Cheimerius nufar</i>		500-1000 g/pc	6.96	7.96	Italy CPT	Oman	
		1000-2000	6.96	7.96			
Meagre/Maigre commun/Corvina <i>Argyrosomus regius</i>	Fresh - Whole	500-1000 g/pc	5.30	6.06	Italy FCA	Greece	
		farmed	1000-2000	4.94			5.65 -
			> 2000	4.95			5.66 -
			> 3000	5.31			6.07 -
	wild	> 2000 g/pc	4.95	5.66 +		CPT	Egypt
		600-800 g/pc	6.30	7.20			
		800-1000	6.00	6.86 -			
		1000-2000	6.15	7.03 -			
		2000-4000	6.40	7.32 -			
		4000-6000	7.80	8.92			
		5-10 kg	8.48	9.70			
		10-15kg	8.50	9.72			
Fresh- whole, wild	> 1000 g/pc	10.20	11.66 +	France wholesale	France		



The European Fish Price Report is a monthly GLOBEFISH publication. This issue was prepared by Helga Josupeit, Nada Bougouss, Felix Dent, and Alessia Capasso.

PRICE REFERENCE (INCOTERMS 2010)

CFR	Cost and Freight
CIF	Cost, Insurance and Freight
CIP	Carriage and Insurance Paid To
CPT	Carriage Paid To
DAT	Delivered at Terminal
DAP	Delivered at Place
DDP	Delivered Duty Paid
EXW	Ex Works
FCA	Free Carrier
FAS	Free Alongside Ship
FOB	Free on Board

PRODUCT FORM

C&P	Cooked and Peeled
FAS	Frozen at Sea
H&G	Headed and Gutted
HOG	Head on Gutted (salmon)
IQF	Individually Quick Frozen
IWP	Individually Wrapped Pack
PBI	Pinbone In
PBO	Pinbone Off
PD	Peeled and Deveined
PTO	Peeled Tail On
PUD	Peeled, Undeveined

CURRENCY RATES

		US\$	EUR
Canada	CAD	1.36	1.55
Hungary	HUF	309.59	355.48
Norway	NOK	9.33	10.71
USA	USD		1.14
EU	EUR	0.87	
Denmark	DKK	6.51	7.44
Russia	RUR	70.89	80.84

Exchange Rates 15.7.2020

SYMBOLS

- + Price increased in original currency since last report
- Price decreased in original currency since last report
- = Updated but unchanged price
- * New insertion
- Not updated since last issue

**GLOBEFISH Market Reports are available from the GLOBEFISH web site:
www.fao.org/in-action/globefish**



**Food and Agriculture
Organization of the
United Nations**

Food and Agriculture Organization of the United Nations
Fisheries and Aquaculture Policy and Resources Division
Products, Trade and Marketing Branch

Viale delle Terme di Caracalla

00153 Rome, Italy

Tel +39 06 5705 2884

www.fao.org/in-action/globefish

 @FAOfish #FAOglobefish

