



Food and Agriculture
Organization of the
United Nations

EUROPEAN PRICE REPORT



Latest trends

Prices for almost all species are rising, due to a combination of strengthening demand on the back of improved tourist numbers, higher transportation costs, higher fuel costs, and other issues that can be traced back to the COVID-19 pandemic.

Widespread logistical challenges have led to reports that there is not enough tuna supply for the revived restaurant market. The acute shortage of reefer containers has contributed to a sharp rise (up to 1 000 percent) in sea freight costs. Container shortages for inter-continental cargoes, rising freight costs and long delays in shipments are also adding to the concerns of shrimp exporters targeting the European market.

GROUND FISH

Consumption of wet-salted cod fillets from frozen raw material (*Gadus macrocephalus*), and wet-salted cod fillets (*Gadus morhua*) from fresh raw material of Faroese and Icelandic origin is restarting, but traders are encountering considerable difficulties securing raw material. Logistics have been challenging due to delays and high freight costs, and the situation is expected to last for at least two more months. Prices are expected to increase significantly over the course of September and October. In August, prices for cured cod in the Italian market have already increased by over 10 percent, which is quite exceptional for a product for which steady prices are the norm.

August 2021
8/2021

Index for prices

Groundfish	9
Flatfish	10
Tuna	11
Small Pelagics	12
Cephalopods	13
Crustaceans	14
Bivalves	15
Salmon	16
Trout	16
Freshwater fish	17
Non Traditional Species	17
Seabass-Seabream-Meagre	18

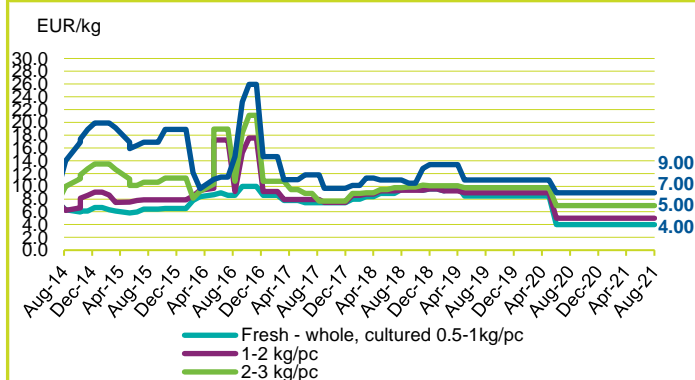
The **European Fish Price Report**, based on information supplied by industry correspondents, aims to provide guidance on broad price trends. Price information is indicative and should be used only for forecasting medium- and long-term trends. FAO is not responsible for any errors or omissions.

GROUND FISH (cont.)

The price of Alaska pollock is falling in Russia due to weaker demand. The main focus of fishing companies at present is the ongoing Pacific salmon season, which will reduce the availability of Alaska pollock on the market.

Wild turbot prices are increasing due to strong demand in Spain, while cultured turbot prices are staying stable.

TURBOT - in Spain, origin: Spain



TUNA - BILLFISHES

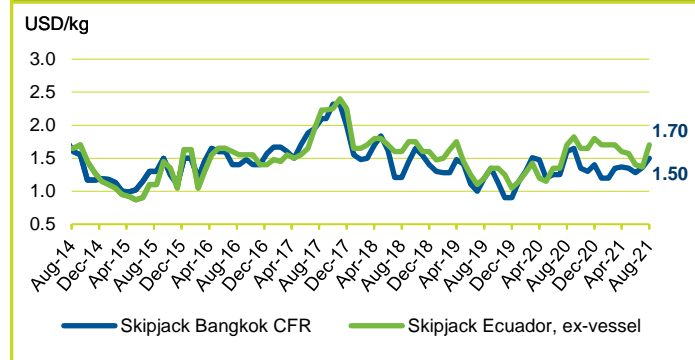
The 3-month FAD closure in the Western and Central Pacific is in force until 30 September. A handful of fishing vessels have reported an improvement in catches while fishing for most others remains poor.

The COVID-19 situation in Bangkok is showing signs of stabilising but local canneries are still operating at reduced capacity. Hours of operation for unloading of carriers continue to be reduced due to COVID-19 restrictions.

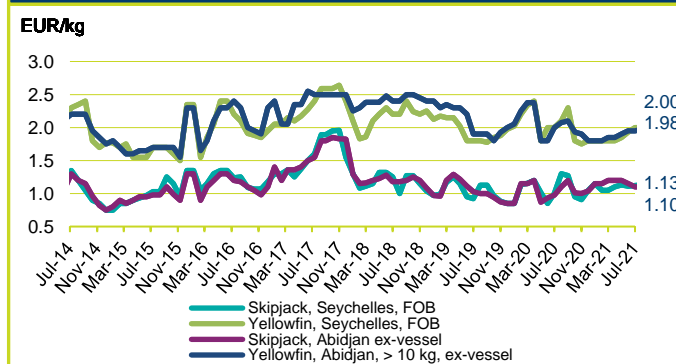
Raw material inventories at Thai canneries have improved to healthy levels as a result of the reduction in production capacity. Despite this, skipjack prices continue to rise due to the expected drop in supply during the FAD closure period.

There is no change in the situation in the Indian Ocean. Both catch rates and raw material inventories at local canneries remain moderate. There is no movement in prices.

TUNA - Pacific Ocean



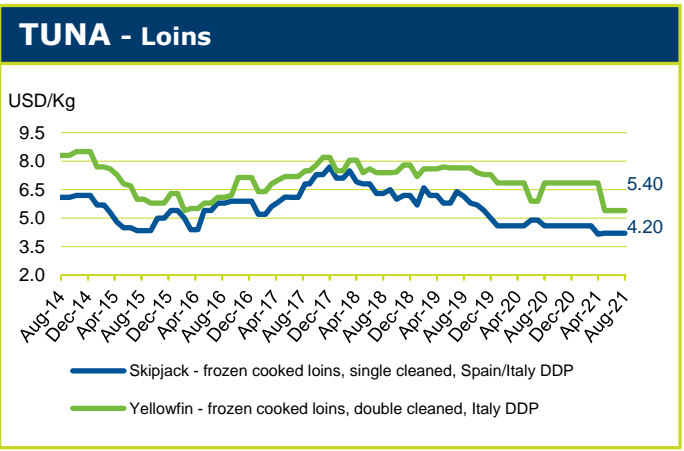
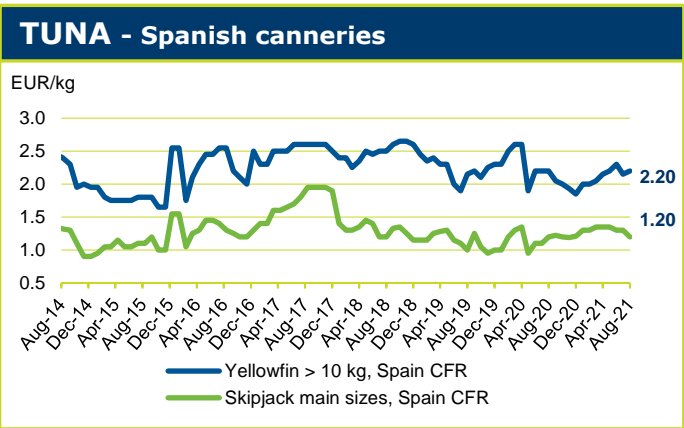
TUNA - Indian/Atlantic Oceans



Fishing in the Atlantic Ocean has improved slightly and raw material inventories at local canneries have also improved to moderate levels. Skipjack prices remain steady while yellowfin prices have increased slightly due to shortage.

The first 72-day IATTC 'veda' commenced on 29 July. About 49 percent of the Eastern Pacific Ocean fleet have opted to tie up during this period. Catches remain moderate for the vessels still out fishing and raw material inventories at local canneries remain healthy. Both skipjack and yellowfin prices have increased as a result of the 'veda'. Manta prices are again far ahead of Bangkok prices with a differential of USD 200 per tonne.

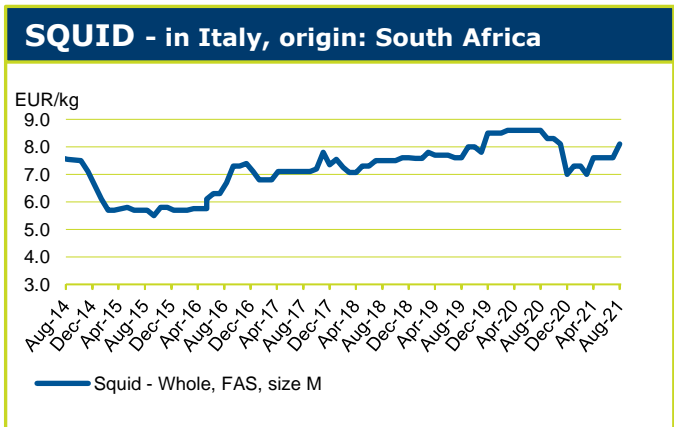
European prices for skipjack have fallen due to low demand, while yellowfin prices have rebounded. In August, canneries in Europe have closed due to the summer holidays. The market price for cooked, single cleaned skipjack loins remains steady.



CEPHALOPODS

Due to labour difficulties and winter weather, squid catches have been poor in South Africa. However, demand from the markets has been strong and this has been accompanied by rising prices. The main drivers are increased tourist activity and restaurant demand in Europe, limited available stock, and the strength of fish prices generally.

Imports of squid and cuttlefish into Spain recovered nicely in 2021 from the low reached in the first half of 2020. Some 122 700 tonnes worth USD 540 million were imported during this period, compared with 97 000 tonnes worth USD 440 million in the first half of last year. However, the cumulative 2021 value is still USD 50 million lower than the first half of 2019, showing that the situation in Spain has not yet returned to pre-pandemic levels. During the third quarter, the reopening of the restaurants combined with the return of tourists to the beach



resorts in Spain will likely see imports of squid and cuttlefish exceed even the third quarter of 2019. The unit value of squid imports during the first half of 2021 was lower than in 2020 due to a recovery in the share of the the Falkland Islands (Malvinas) suppliers, who are shipping lower priced squid than other countries.

As octopus fishing is out-of-season in the main producing countries, prices are being kept high by continuously increasing demand. Octopus imports into Spain, the main market for this product within the European Union, grew impressively in the first half of 2021. Good supply from Morocco helped the total value of octopus imports reach some USD 345 million, which is USD 140 million ahead of the corresponding 2020 figure and even USD 33 million more than the imports reported during the first half of 2019. Morocco is the top supplier of octopus, shipping some 20 000 tonnes during the first half of the year, 8 000 tonnes more than in the first half of 2020. Mauritania is the second largest exporter, but shipments declined during the period from 7 200 tonnes to only 4 200 tonnes.

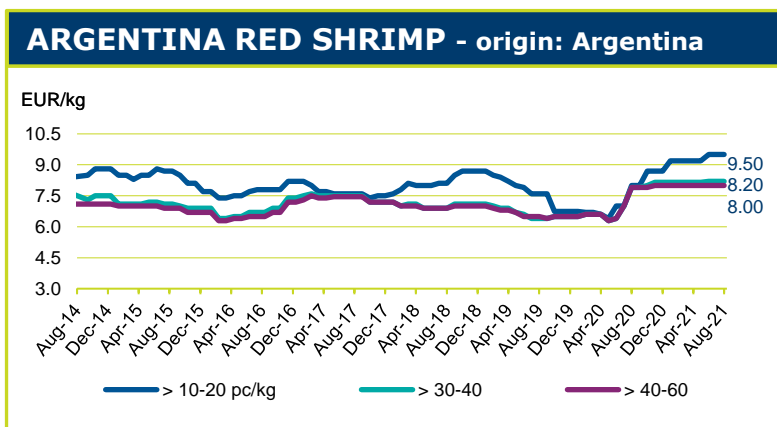
CRUSTACEANS

Shrimp prices have been falling since early August. This reflects the impact of Ecuadorian shrimp farmers selling to the Chinese market.

Some shrimp farmers in Indonesia would rather harvest the shrimp than keep them in the ponds amid unpredictable weather and lower demand from factories. Even though prices are falling, smaller sizes such as 90 -100 head-on are selling quite well due to good demand from the Indonesian local market.

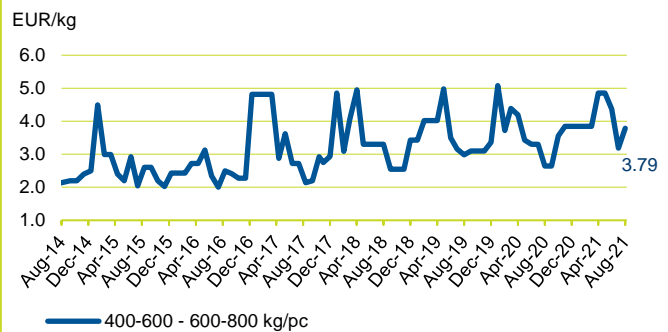
In Argentina, shrimp fishing is good, which is normal at this time of year. Despite strong catches, prices remain stable as demand from Europe is good and coldstorage holdings are relatively low as a consequence of logistical problems.

A large proportion of the Argentine catch since June has not yet reached the European market. As a result, prices in Europe remain stable overall, and have been increasing for the large sizes which are in very strong demand due to a recovery of the restaurant trade.



Crab and lobster sales should pick up with the arrival of the summer fishing season, combined with the restaurant sector reopening and the return of a more normal tourist season. Prices appear to be moving above last year's levels, pointing to some supply – demand tension.

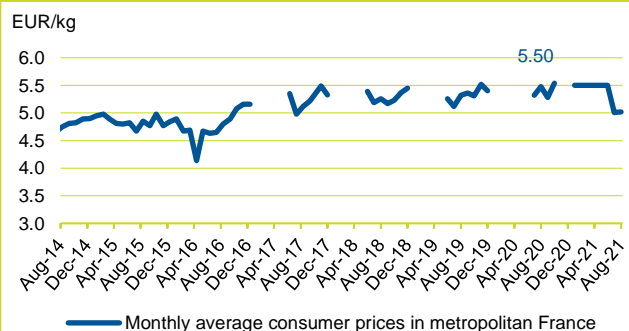
CRAB - in France, origin: Europe



BIVALVES

France has lifted restrictions on restaurants which can now operate at full capacity both outside and inside since 30 June. Considering restaurants had been closed since 30 October, the lifting of restrictions has been welcomed by the shellfish sector in particular and it is hoped the return of demand will help the industry recover somewhat from these 7 difficult months of closure.

MUSSEL BOUCHOT - in France



The French bouchot mussel season is now in full season with the opening of the Baie du Mont-Saint-Michel AOP season on 23 July. Dutch mussel supply also traditionally increases in July, while Spanish product remains on the market in the lower priced segment.

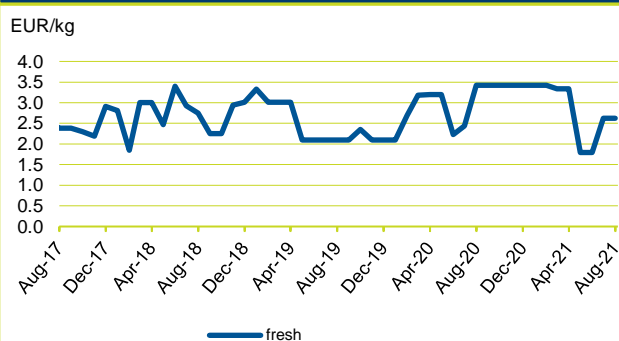
Oyster producers on the coast will be hoping to benefit from a more normal tourist season as travel and restaurant restrictions are lifted throughout Europe.

SMALL PELAGICS

In May, negotiations on mackerel quotas for 2021 broke down, and Norway set its unilateral mackerel quota at 298 299 tonnes, up from 213 880 tonnes in 2020. The 2021 quota corresponds to 35 percent of the catch levels recommended by the International Council for the Exploration of the Sea (ICES) in September 2020. European fishers and their organisations are also opposing the Norwegian unilateral decision and calling on the European Union to take action against it.

ICES expects that herring and blue whiting stocks will decline over the coming years. Although catches of North Sea herring have been increasing in recent times, the past five years have not seen any large recruitment in the stocks, and recruitment since 2020 has been below previous levels.

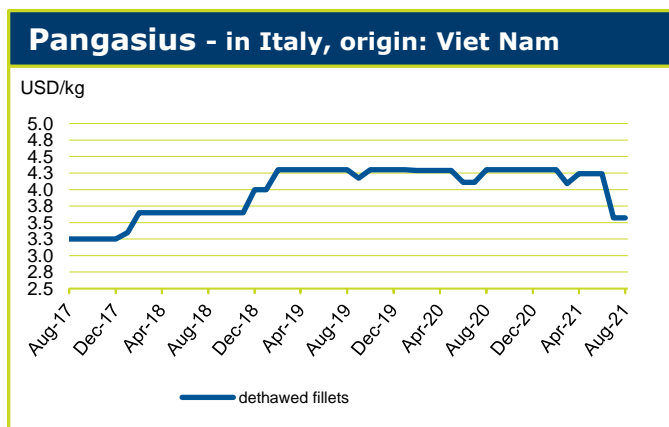
Mackerel - in Italy, origin: France



FRESHWATER

Pangasius exports to the EU market began to increase following the signing of the Vietnam – EU Free Trade Agreement (EVFTA), which took effect on 1 August 2020. Under the agreement, the EU will eliminate tariffs on 86.5 percent of Vietnam’s seafood exports in three years; 90.3 percent within five years and 100 percent within seven years. Increasing exports to the EU is an opportunity accompanied by a challenge for the Vietnamese industry, as seafood exporters will need to invest in standardization of the process through the production, processing, preservation, and transportation stages to meet stringent EU import requirements. In mid-2021, the impact of COVID-19 pandemic began to be felt in Viet Nam after being largely spared in 2020. This will negatively affect production, processing and export of pangasius fillets to the EU market in the second half of the year, and even well into 2022.

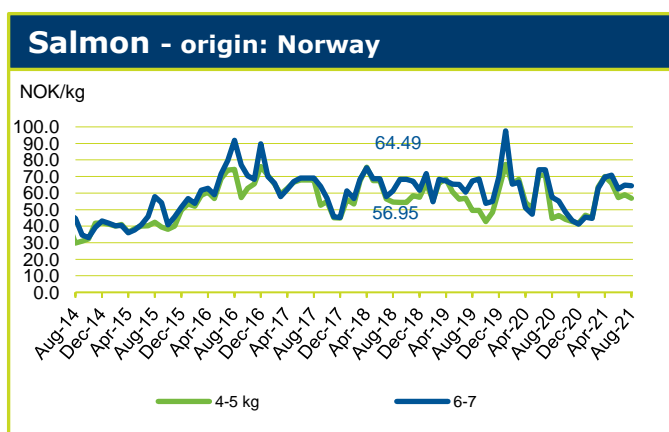
The Spanish market, which used to be the main market in Europe for pangasius, has continued to shrink this year. In the first six months of 2021, only 2 200 tonnes of this product were imported, well below the 3 400 tonnes imported in the first half of 2020 and even further below the 18 000 tonnes imported back in 2013. Poland, which is the second largest importer of pangasius fillets in the EU, also recorded a decline in 2021 to 1 800 tonnes, down from 2 200 tonnes in the first half of 2020.



The United Kingdom of Great Britain and Northern Ireland is now by far the main market for pangasius fillets in Europe. In the first half of the year, some 5 500 tonnes were imported, some 10 percent more than in the same period of 2020. This figure is still some 700 tonnes short of the 2019 figure, but the trend is positive. With the reopening of the catering sector in the country, the fish and chips industry is resuming operations, boosting demand for pangasius fillets.

SALMON

August prices for farmed Atlantic salmon out of both Norway and Scotland have fallen back from a temporary hike in July. As of week 32, the NASDAQ salmon index measuring prices for fresh whole farmed Atlantics out of Norway was down around 12 percent compared with 4 weeks prior, to NOK 57.10 per kg. A number of factors have been identified as the drivers behind the decline, including a seasonal increase in harvests and a drop off in Chinese demand as new COVID cases prompt renewed shutdowns. Chinese buyers tend to want larger fish, and prices for these sizes have fallen relatively more sharply as a result. Businesses all along the supply chain continue to struggle with the logistical difficulties associated with the worldwide container shortage and pandemic-related delays, which are pushing up freight rates and squeezing margins. At the same time, shipping insurance rates have reportedly risen 20-40 percent, adding to the total cost. However, on the plus side, the market environment has picked up, as reported recently by the Norwegian Seafood Council (NSC). According to the NSC, Norway exported 103 000 tonnes of salmon worth NOK 6.9 billion in July, increases of 10 percent and 24 percent respectively compared with the same month in 2020. This is record July for Norwegian salmon exports, attributed to increased tourism in Europe and a reopening foodservice sector.



In the UK, farmed Atlantic price trends have mirrored those in Norway, dropping from GBP 5.50 in week 29 to 5.10 per kg in week 33. However, the Scottish Salmon Producers Organisation (SSPO) has recorded a very good first half of the year, with exports to the EU improving significantly after early-year trade challenges stemming from the UK's change in status to a third country outside EU rules. UK domestic demand for fresh salmon has surged in recent months, building on gains made at retail by the smoked segment over the course of the pandemic.

Over the next 2 months, a seasonal increase in harvest volumes at European salmon farms will likely keep prices around the NOK mid-50s. As of mid-August, forward contracts at Fish Pool are closing at NOK 55 and NOK 56.50 per kg for the months of September and October. Later in the year, however, an expected contraction in global supply relative to the first half of the year, together with rising rates of vaccination worldwide, should push prices upwards once again.

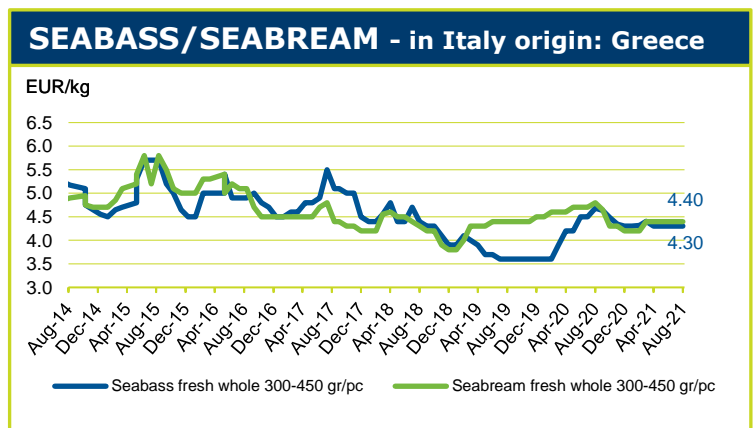
TROUT

Norwegian farmed trout supply has been tight in 2021 and is expected to remain so. Biomasses in the pens are down year-on-year and export volumes are down. In July, the NSC reported Norwegian trout exports of 6 200 tonnes, 13 percent lower than the same month last year. Total export value rose 11 percent to NOK 36 million, however, reflecting an increase in average price driven by improving demand and a tight market balance. As of week 32, fresh whole trout out of Norway were selling for NOK 55.39 per kg (FOB), 28 percent higher than the same week last year.

SEABASS SEABREAM

European prices for farmed bass and bream have shown little change in August, as we approach the end of the traditional seasonal peak. Italian market prices for 300-450 g bass and bream from Greece continue for sell for around EUR 4.30 per kg and EUR 4.40 per kg respectively, well below what are typically viewed by the industry as breakeven levels.

The summer spike in demand in pre-pandemic times was driven to a large extent by tourism and the restaurant trade in the large Mediterranean markets but this year tourist numbers have remained significantly below 2019 levels despite some improvement. At the same time, however, market dynamics have shifted and there is now a greater focus on retail, which means the lull generally observed towards the end of year may now be less pronounced.





Fish Species Trade Name	Product Form	Grading	Price per kg		Reference & Area	Origin	
			As stated	EUR USD			
GROUND FISH							
August 2021							
Cod/Cabillaud, Morue/ Bacalao <i>Gadus morhua</i>	Fresh gutted		N.Q.		Poland FOB	Baltic Sea	
	Fresh - Whole	1-2 kg/pc 2-4	6.22 7.25	7.23 8.43	Italy CPT	Denmark	
	Stockfish	700 g/pc	22.00	25.58 =	DDP	Norway	
	wet salted fillets	700-1000 g/pc	9.20	10.70 =		Iceland	
	IQF, loin portion single frozen		9.85	11.45 +	CIF		
	Frozen - whole	1-2 kg/pc 2-3 3-5	2.88 2.97 3.13	3.35 3.45 3.64	Europe CIF	Russia	
	Block Bits and Pieces		5.00	5.81		Norway	
	Block		2.95	3.43			
	H&G	3-4 kg/pc > 4	3.18 3.14	3.70 3.65			
	Loins		6.00	6.98		United States of America CIF	Russia
	H&G	500-1000 g/pc 1000-2000	2.55 3.20	2.97 + 3.72 *			
	Block	LL	5.00	5.81			
	Salted cod		13.00	15.12 =	Spain wholesale	Europe	
	Fresh		6.60	7.67 +			
	Frozen		11.60	13.49 +			
	Fresh cultured		4.00	4.65 =			
	Fresh fillets		7.80	9.07 =			
	seafrozen, block	1-2 kg/pc 2-3 3-4 4-5 > 5	3.45 3.57 3.86 3.98 4.09	4.01 4.15 = 4.49 = 4.63 = 4.76 =	CIF	Russia	
	Fresh, gutted	1-2 kg 2-3 3-4 4-5	6.40 8.40 8.00 9.00	7.44 9.77 + 9.30 - 10.47 +	France wholesale		
	Fillet	100-200 g/pc 200-300	12.50 13.30	14.53 * 15.47 *			
	<i>Gadus macrocephalus</i>	Fillet - wet salted - 1st quality produced from frozen raw material	400-700 g/pc	9.00	10.47 +	Italy CIF	Denmark
	Hake/Merlu/Merluza <i>Merluccius capensis</i>	Minced block		2.25	2.62 =	Namibia FOB for Spanish market	Namibia
		H&G, wrapped	400-600 g/pc 600-800 800-1200	2.65 2.85 3.35	3.08 3.31 - 3.90 *	Spain ex-vessel	
Fillets, skin-less, interleaved		55-115 g/pc 115-170 170-225	3.95 4.05 4.49	4.59 * 4.71 * 5.22 *		South Africa	
IQF portion, trapeze		90-110 g/pc	7.95	9.24 =	Italy CIF	Namibia	
Fresh - whole		100-200 g/pc 200-300 500-700 500-1000	4.80 5.36 5.80 5.95	5.78 6.46 6.99 7.17	CPT	Europe	
Frozen		3-4 pc/kg	5.75	6.69 =	Spain wholesale	Spain	
Fresh, from trawling		1000 g/pc	5.00	5.81 =			
Fresh, from longlining		1000 1000	7.80 8.50	9.07 - 9.88 -		Europe	
H&G		300-500 g/pc 500-600 > 700	2.10 2.20 2.45	2.44 - 2.56 - 2.85 -	FOB	Spain	
H&G, interleaved		60-150 g/pc 100-250 g/pc 200-350 300-500	1.62 1.67 1.85 2.05	1.88 * 1.94 + 2.15 + 2.38		Argentina	
Fillets, skinless, interleaved		70-120 g/pc 120-170	3.55 3.65	4.13 * 4.24 +			
Fillets, skin-on, interleaved		60-120 g/pc	2.69	3.13			
H&G, interleaved		100-250 g/pc 200-350 300-450 450-600 600-800 800-1200	1.60 1.70 1.99 2.28 2.65 3.35	1.86 1.98 2.31 - 2.65 + 3.08 = 3.90 +		Mautania	
<i>Merluccius hubbsi</i>		Fillet, PBO		3.10	3.63 =	ex coldstore	USA
<i>Merluccius productus</i>		Minced block		2.22	2.60 =		



Fish Species Trade Name	Product Form	Grading	Price per kg			Reference & Area	Origin
			As stated	EUR	USD		
GROUND FISH (cont.)							
August 2021							
Alaska pollack/Lieu de l'Alaska/Colín de Alaska <i>Theragra chalcogramma</i>	H&G	>25	RUB 61.00	0.70	0.82	Russia wholesale	Russia
	Minced Block			3.59	4.20	United States of America FOB	United States of America
Saithe/Lieu noir/ Carbonero <i>Pollachius virens</i>	Loins			4.00	4.65	CIF	Russia
	H&G			1.93	2.24		
Haddock/Eglefin/Eglofino <i>Melanogrammus aeglefinus</i>	H&G	< 0.8 kg/pc	NOK 26.50	2.52	2.94	Sweden FCA	Norway
Hoki, Patagonian grenadier/ Grenadier de Patagonia/ Merluza de cola <i>Macruronus magellanicus</i>	H&G, interleaved	100-300 g/pc		1.35	1.57	Spain FOB	Argentina
		200-450		1.48	1.72		
		450-700		1.55	1.80		
		700-1000		1.59	1.85		
Ling/Lingue franche/ Maruca <i>Molva molva</i>	Fillet - wet salted Produced from fresh raw material 1st quality	1-1.5 kg/pc		5.20	6.05	Italy DDP	Faeroe Islands
	IQF, fillets, skin-on	1-1.7 kg/pc		3.45	4.01	Spain FOB	Spain
Monkfish/Baudroie/ Rape <i>Lophius spp.</i>	Fresh - Tail			8.88	10.33	Italy CPT	UK
	Tails	100-140 g/pc		4.97	5.78	Spain FOB	Spain
		140-250		4.97	5.78		
		250-500		5.28	6.14		
		500-1000		9.98	11.60		
		1000-1200		10.25	11.92		
		1200-1500		10.25	11.92		
		1500-2000		10.75	12.50		
		2000-2500		10.75	12.50		
		2500-3000		10.49	12.20		
		3000-4000		9.75	11.34		
		> 4000		9.45	10.99		
		4000-5500		9.98	11.60		
		4500-6000		7.95	9.24		
		Whole	500-1000 g/pc		4.25		
	2000-4000		6.28	7.30			
	4000-7000		4.97	5.78			
	7000-10000		4.97	5.78			
	200-300 g/pc		14.85	17.27			
Bigeye grenadier/ Grenadier à gros yeux/ Granadero ojisapo <i>Macrourus holotrachys</i>	Frozen on board, skinless	100-250 g/pc		1.45	1.69	FOB	Argentina
	H&G, interleaved	200-400		1.58	1.84		
		400-600		1.58	1.84		
		600-800		1.65	1.92		
		> 800		1.69	1.97		
Patagonian grenadier, Hoki/ Grenadier de Patagonie/ Merluza de cola <i>Macruronus megalanicus</i>	H&G, interleaved	100-300 g/pc		1.35	1.57		
		200-450		1.48	1.72		
		450-700		1.55	1.80		
		700-1000		1.59	1.85		
John Dory/ Saint Pierre Pez de San Pedro <i>Zeus faber</i>	Fresh - whole	1-2 kg/pc		22.00	25.58	France wholesale	France
		2-3		26.00	30.23		
	Fresh			18.00	20.93	Italy CPT	Italy
	Fresh - whole	1-2 kg/pc		12.80	14.88	Spain CFR	France
		2-3		15.00	17.44		
Fresh- whole headless	small		3.30	3.84	Mauritania FOB for European market	Mauritania	
	medium big		6.20 6.90	7.21 8.02			
Golden redfish Sébastes doré Gallineta dorada <i>Sebastes norvegicus</i> <i>Sebastes marinus</i>	Block-Frozen	2-3 pc/kg		1.25	1.45	Spain FOB	Spain
		Block, Japanese cut	100-150 g/pc		1.83		
	150-200			2.10	2.44		
	200-300			2.45	2.85		
	300-500			2.73	3.17		
	Block, whole	100-180 g/pc		1.08	1.26		
180-250			1.17	1.36			
Fresh	250-350		1.75	2.03			
Common dentex/ Dentex commun Dentón <i>Dentex dentex</i>	Whole, block, IQF	200-300 g/pc		3.39	3.94	Spain FOB	Mauritania
		300-400		3.68	4.28		
		400-500		3.98	4.63		
	Fresh			8.84	10.28	Italy CPT	Norway



Fish Species Trade Name	Product Form	Grading	Price per kg		Reference & Area	Origin
			As stated	EUR USD		
FLATFISH						
August 2021						
Turbot/Rodaballo <i>Psetta maxima</i>	Fresh - whole farmed	0.5-1 kg/pc	4.00	4.65 =	Spain CIF	Spain
		1-2	5.00	5.81 =		
		2-3	7.00	8.14 =		
		3-4	9.00	10.47 =		
	Fresh - whole wild	0.3-0.5 kg/pc	10.45	12.15 +		Netherlands
		0.5-1	14.10	16.40 +		
		0.8-1	14.95	17.38 +		
		1-2	22.90	26.63 +		
		2-3	27.60	32.09 +		
		3-4	32.60	37.91 +		
4-6		37.60	43.72 +			
Culture	600-800 g/pc	8.05	9.36	Italy CPT	Spain/Portugal	
	800-1000	8.83	10.27			
	1000-1500	9.28	10.79			
	1500-2000	8.62	10.02			
	2000-2500	8.22	9.56			
	3000-4000	8.94	10.40			
Fresh - gutted, wild	0.7-1 kg/pc	12.10	7.85	Netherlands		
	1-2	15.01	17.45			
Spiny turbot/turbot épineux/ rodaballo espinoso <i>Psettodes spp.</i>	Fresh - fillets		6.17	7.17		
Sole/Sole/ Lenguado <i>Solea vulgaris</i>	Fresh - whole wild	120-175	13.20	15.35 +	Spain CIF	
		175-200	15.05	17.50 +		
		200-300	18.40	21.40 +		
		300-500	22.65	26.34 +		
		200-300	19.80	23.02		
		300-500	26.30	30.58		
		400-500	26.30	30.58		
		500-600	28.80	33.49		
		200-301	29.30	34.07		
		200-300 g/pc	20.25	23.55		
Fresh - gutted	4	12.13	14.10	Italy CPT	Netherlands	
	3	17.00	19.77			
	3+	17.88	20.79			
	2	17.37	20.20			
	150-300 g/pc	10.95	12.73			
	300-600	11.01	12.80			
Sand sole/sole-pole Lenguado de arena <i>Solea lascaris</i>	Fresh - whole, farmed	400-500 g/pc	13.12	15.26	Spain	
		500-600	12.12	14.09		
		600-700	13.08	15.21		
		800-1000	13.00	15.12		
European plaice/ Plie d'Europe/ Solla europea <i>Pleuronectes platessa</i>	Fresh - whole	300-400 g/pc	5.00	5.81	Spain CIF	Netherlands
		400-600	5.20	6.05		
		> 600	5.35	6.22		
		60-80 g/pc	6.42	7.47		
		60-80 g/pc	6.42	7.47		
Fresh - fillet	IQF, whiteskin, 25 percent glazing	N. 2	6.35	7.38 +	Italy CPT	
	IQF, skinless, 25 percent glazing	N. 2	6.50	7.56 =		
European Flounder/ Flet d'Europe/ Platija europea <i>Platichthys flesus</i> <i>Scophthalmus rhombus</i>	IQF, white skin on, 25% glazing	No 2	6.15	7.15	Netherlands FOB	
		IQF, skinless, 25% glazing	No 2	6.50		7.56
Greenland halibut/ Flétan noir/ Fletan negro <i>Reinhardtius hippoglossoides</i>	Block	200-300 g/pc	3.98	4.63		
		500-1000	4.28	4.98		
		1500-1500	4.35	5.06		
Yellowtail flounder/ Limanda a queue jaune/Limanda <i>Limanda furruginea</i>	H&G	200-400 g/pc	1.98	2.30 =		
		400-600	2.79	3.24 =		
		600-800	2.97	3.45 =		



Fish Species Trade Name	Product Form	Grading	Price per kg		Reference & Area	Origin	
			As stated	EUR USD			
TUNA/BILLFISHES							
August 2021							
Tuna/Thon/Atún for canning	Skipjack - whole		1.28	1.50 +	Bangkok CFR FOB	Western/Central Pacific Ocean	
	Skipjack - whole		1.28	1.50 +			
	Skipjack - whole		1.45	1.70 +	Ecuador	Eastern Tropical Pacific Ocean	
	Yellowfin - whole		1.97	2.30 +	ex-vessel		
	Skipjack - whole		1.13	1.31 +	Seychelles	Indian Ocean	
	Yellowfin - whole		2.00	2.33 =	FOB		
	Skipjack - whole		1.10	1.28 =	Abidjan	Atlantic Ocean	
	Yellowfin - whole	> 10 kg	1.98	2.30 +	ex-vessel		
	Skipjack - whole	1.8-3.4 kg/pc	1.20	1.40 -	Spain CFR	Various origins	
	Yellowfin - whole	> 10 kg	2.20	2.56 +			
	Skipjack	> 1.8 kg/pc	1.32	1.55	Tunisia CFR	Seychelles (Korean vessel)	
	Yellowfin - pre-cooked loins	double cleaned	4.62	5.40	Europe CFR	Ecuador	
		single cleaned	4.27	5.00			
	Skipjack - pre-cooked loins		4.19	4.90			
	Skipjack - cooked & cleaned loins - vacuum packed	double cleaned	3.53	4.20 =	Italy DDP	various origins	
	for direct consumption	Albacore - whole	> 12 kg/pc < 15	4.80 4.45	5.58 - 5.17 +	Spain wholesale FOB	Atlantic
		Yellowfin- H&G	< 25 kg/pc > 20 25-50 50-100 > 100	3.49 4.90 4.98 4.98 4.65	4.06 = 5.70 + 5.79 + 5.79 + 5.41 =		
		Skipjack - cooked loins	single cleaned	3.55	4.15		
		Bigeye - frozen loins		6.07	7.10		
		Bigeye - H&G	< 25 kg/pc > 20 25-50 50-100 > 100	3.49 4.90 4.95 4.98 4.65	4.06 = 5.70 + 5.76 - 5.79 + 5.41 =		
Yellowfin - whole		> 30	1.84	2.15	CFR	Yemen	
Yellowfin -Steaks		6 oz/pc	8.72	10.21	United States of America CIF	Costa Rica Panama	
Yellowfin - Loins			8.23	9.63			
Swordfish/Espadon/ Pez espada <i>Xiphias gladius</i>		Fresh - whole	< 12 kg/pc	8.00	9.30 +	Spain wholesale	Atlantic Ocean
			> 25	25.00	29.07 +		
			average	20.00	23.26 +		
		Frozen - whole	< 12 kg/pc	3.50	4.07 =	FOB	
			> 25	14.00	16.28 =		
	average		9.50	11.05 =			
	H&G, skin-on	< 10 kg/pc	6.35	7.38 +	France, wholesale	Spain	
		10-30	8.25	9.59 +			
		30-50	9.15	10.64 +			
		50-70	9.25	10.76 +			
70-100		8.85	10.29 +				
100-150	7.85	9.13 +					
> 150	6.75	7.85 +					
Fresh- whole		11.00	12.79 =				
Frozen- fillet, vacuum		17.20	20.00 =				
SMALL PELAGICS							
August 2021							
Mackerel/Maquereau/ Caballa <i>Scomber scombrus</i>	Fresh - whole		2.62	3.16	Italy CPT	France	
	Whole	Small	1.00	1.16 -	Spain wholesale	Spain	
		Large	7.00	8.14 =			
		Average	4.50	5.23 -			
IQF Whole	2-3	1.49	1.73 =	FOB			
	1-2	1.50	1.74 -				
Horse Mackerel/ Chincard/ Jurel <i>Trachurus spp</i>	Whole	> 24 cm/pc	1.23	1.43	Morocco FOB for European market	Morocco	
	Fresh	Small	0.50	0.58 -	Spain wholesale	Spain	
		Large	3.50	4.07 -			
		Average	1.90	2.21 -			
	IQF	150-300 g/kg	1.10	1.28 *	FOB	Guinea	
		300-750	1.53	1.78 *			
		700-1200	1.55	1.80 *		Spain	
		2-3 pc/kg	1.25	1.45 -			
		3-4	1.49	1.73 +			
		4-5	1.24	1.44 +			
4-6		1.23	1.43 +				
7-9	1.23	1.43 *					
10-30	0.99	1.15 *					



Fish Species Trade Name	Product Form	Grading	Price per kg		Reference & Area	Origin	
			As stated	EUR USD			
SMALL PELAGICS (cont.)						August 2021	
Herring/Hareng/Arenque <i>Clupeidae</i>	Fresh - fillets		3.56	4.14	Italy CPT	Denmark	
	Fresh - whole	> 300	RUB 72.50	0.84	0.98	Russian Fed. wholesale Vladivostok	Russia
70-100 g/pc			0.38	0.44	Poland FOB	Baltic	
Sprat/Sprat/Espadin <i>Sprattus sprattus</i>	Fresh - whole		0.18	0.21			
Sardine/Sardine/Sardina <i>Sardina pilchardus</i>	Fresh - whole		1.23	1.43	Italy CPT	Morocco	
	Block, whole	12-16 cm/pc	1.28	1.49	Spain FOB		
		20-24	1.28	1.49			
	IQF, whole	9-13 pc/kg	1.38	1.60 *			
		13-15	1.27	1.48 *			
	Fillet	40-50 g/pc	2.65	3.08 +			
	Fresh		2.50	2.91			
Fresh- whole		3.20	3.72 +	France- wholesale	France		
Fresh - butterfly cut		6.80	7.91 +				
Anchovy/Anchois/ Boquerón <i>Engraulis encrasicolus</i>	Fresh		4.50	5.23 =			
	Frozen		3.70	4.30	Italy CPT	Europe	
	Fresh		3.00	3.49 =	Spain - wholesale	France	
			3.00	3.49 +		Italy	
	Block frozen	40-43 pc/kg	1.59	1.85 *	FOB	Spain	
CEPHALOPODS						August 2021	
Squid/Encornet/Calamar <i>Loligo spp.</i>	Whole	S (< 18 cm)	7.10	8.26 +	Italy CIF	South Africa	
		M (18-25)	8.10	9.42 +			
		L (25-30)	9.00	10.47 +			
		XL (>30)	9.00	10.47 +			
<i>Loligo vulgaris</i>	Whole	12-18 cm/pc	6.65	7.73	Spain CIF		
		> 18 cm	6.75	7.85			
	Fresh - whole	100-300 g/pc	13.38	15.56	Italy CIF	Croatia	
		300-400	13.80	16.05			
<i>Loligo gahi</i>	Whole, IWP	10-15 cm/pc	9.07	10.55 +	Spain FOB	Morocco	
		15-21	10.25	11.92 *			
		21-25	11.55	13.43 *			
		26-30	10.25	11.92 *			
		> 36	8.55	9.94 *			
	Frozen		9.95	11.57 +	wholesale	Spain	
<i>Illex argentinus</i>	Whole	12-14 cm/pc	5.45	6.34	FOB	Argentina	
		14-14	5.50	6.40			
		14-16	6.65	7.73			
<i>Loligo patagonico</i>	Whole	18-22 cm/pc	3.45	4.01	wholesale	Falkland/Malvinas Islands	
		22-26	3.49	4.06			
		1	5.60	6.51 -			
		2	5.60	6.51 -			
	Whole, Block	15-18 cm/pc	2.17	2.52 =	FOB		
		18-22	2.35	2.73 =			
		22-25	2.59	3.01 -			
		25-30	2.59	3.01 *			
	Whole, Block	< 10 cm/pc	3.65	4.24 +			
		9-12	3.85	4.48 +			
10-12		3.89	4.52 +				
12-14		5.35	6.22 =				
<i>Illex illecebrosus</i>	Whole, block frozen	12-17 cm/pc	2.65	3.08 =		Spain	
		18-26	2.75	3.20 -			
<i>Doryteuthis pealeii</i> <i>Doryteuthis opalescens</i> <i>Uroteuthis duvauceli</i>	Whole		5.40	6.28 =	wholesale	United States of America	
			4.70	5.47 -		India	
			6.25	7.27 -			
Octopus/Poulpe/Pulpo <i>Octopus vulgaris</i>	Whole - FAS	T1	7.89	9.17	Morocco FOB, for Spanish market	Morocco	
		T2	7.89	9.17			
	Sushi slice	7 g/pc	10.73	12.55 =	Europe CFR	Indonesia	
		100% net weight	9	11.88			13.90 =
		boiled cut		8.46			9.90 =
	Flower type	1-2 kg/pc	3.85	4.50 =			
		90% net weight	>2	4.79			5.60 =
Fresh		11.00	12.79	Italy CPT	Italy		
		1-2 kg/pc	9.37	10.90	FCA	Spain	



Fish Species Trade Name	Product Form	Grading	Price per kg		Reference & Area	Origin	
			As stated	EUR USD			
CEPHALOPODS (cont.)						August 2021	
Octopus/Poulpe/Pulpo <i>Octopus vulgaris</i>	Eviscerated	800-1400 g/pc	10.78	12.53	Spain FOB	Senegal	
		1400-1800	10.78	12.53			
		1800-3000	10.78	12.53			
		> 3000	10.78	12.53			
		T1	12.95	15.06 +			
		T2	12.95	15.06 +		Morocco	
		T3	13.15	15.29 +			
		T4	7.75	9.01			
		T5	7.25	8.43			
		Frozen, Galizian style		13.50			15.70 =
Fresh		5.50	6.40 -				
Frozen		5.50	6.40 +		Thailand		
<i>Eledone moschata</i>		300-500 g/pc	4.66	5.45 =	CIF	Yemen	
		500-1000	4.66	5.45 =			
		1000-2000	4.66	5.45 =			
		> 3000	4.66	5.45 =			
		Fresh		11.00		12.79 =	France wholesale
		Frozen		11.00		12.79 =	
Fresh - whole	Mixed	4.07	4.73	Italy CPT	Croatia		
		7.40	8.60		Italy		
<i>Eledone cirrhosa</i>	Cleaned, block	100-150 g/pc	3.38	3.93	Spain FOB	Spain	
Cuttlefish/Seiche/ Sepia <i>Sepia spp.</i>	Frozen at land- whole block	100-200 g/pc	4.02	4.70	Egypt CIF	Yemen	
		200-300	4.02	4.70			
		>300	4.02	4.70			
	FAS- whole block	200-300 g/pc	4.06	4.75			
		300-500	4.06	4.75			
		500-1000	4.06	4.75			
		1000- 2000	4.06	4.75			
	Whole	200- 300 g/pc	2.56	3.00	Europe CIF		
		300- 500	3.03	3.55			
		500- 1000	3.25	3.80			
500-700 g/pc		5.55	6.45 *	Spain FOB		Morocco	
600-800	4.99	5.80 *					
1000-1250	3.95	4.59 *					
1200-2000	3.75	4.36 *					
2000-3000	3.65	4.24 *					
3000-4000	3.65	4.24 *					
5000-6000	3.10	3.60					
6000-6500	3.10	3.60					
6500-7000	3.10	3.60					
Frozen		6.85	7.97 +	wholesale	Spain		
Fresh		9.00	10.47 =				
CRUSTACEANS						August 2021	
Whiteleg shrimp/ Crevette pattes blanches/Camarón patiblanco <i>Penaeus vannamei</i>	PD, chemical treatment 100% net weight treated with non-phosphate	31-40 pc/lb	9.85	9.90 +	Europe CFR	Indonesia	
		41-50	8.85	8.90 +			
		51-60	8.40	8.40 +			
		61-70	7.90	7.90 +			
		71-90	7.70	7.70 +			
		91-120	7.60	7.60 +			
	Frozen	30-40 pc/kg	5.12	5.95	Italy CIF	Ecuador	
		40-50	4.55	5.29			
		50-60	4.49	5.22			
		60-70	4.12	4.79			
Frozen	frozen, headless	6.10	7.09 -	Spain wholesale			
		10.09	11.80	USA CIF			
Argentine red shrimp/ Salicoque rouge d'Argentine/ Camarón langostín argentino <i>Pleoticus muelleri</i>	Head-on, shell-on	10-20 pc/kg	9.50	11.05 =	Spain EXW	Argentina	
		20-30	8.70	10.12 =			
		30-40	8.20	9.53 =			
		40-60	8.00	9.30 =			
		10-20 pc/kg	9.59	11.15 +			FOB
	20-30	8.98	10.44 +				
	Headless	C1	10.04	11.67	Italy CPT		
Whole	L2	7.98	9.28				
	CM	9.58	11.14				
	CR	8.31	9.66				
Peeled IQF	20-40 pc/kg	13.42	15.60	FCA			
Giant tiger prawn/ Crevette géante tigrée/ Langostino tigre <i>Penaeus monodon</i>	Farmed, organic, cooked	20-30 pc/kg	26.00	30.23 =	France wholesale	Madagascar	
		30-40	22.00	25.58 =			
		40-50	16.50	19.19 =			



Fish Species Trade Name	Product Form	Grading	Price per kg		Reference & Area	Origin	
			As stated	EUR USD			
CRUSTACEANS (cont.)						August 2021	
Norway lobster/ Langoustine/Cigala <i>Nephrops norvegicus</i>	Fresh - Whole, 4X1.5 kg	31-40	8.10	9.42	Spain DDP	Netherlands	
		41-50	8.52	9.91			
		40-60	13.35	15.52			
	Tails	Fresh - Whole	10-15	15.80	18.37 +	CIF	Scotland
			16-20	12.20	14.19 +		
			21-30	8.35	9.71 +		
			31-40	7.15	8.31 -		
			00	16.25	18.90		
			0	10.25	11.92		
			1	8.25	9.59		
2			5.45	6.34			
3			4.75	5.52			
4			4.25	4.94			
Tails		5	3.40	3.95			
		5-6	13.85	16.10			
		2-4 pc/kg	41.00	47.67 *	FOB	Spain	
		20-30	15.50	18.02 +			
30-40	6.95	8.08 *					
40-50	5.95	6.92 *					
Tails, 30 percent glazing		20-30 pc/kg	9.86	11.47	Italy CIF	Denmark	
European lobster/ Homard européen/ Bogavante <i>Homarus gammarus</i>	Live - bulk	400-600 g/pc	32.00	37.21 =	France wholesale	Ireland	
		400-600	33.00	38.37 =		France	
American lobster/ homard américain/ langosta americana <i>Homarus americanus</i>	Live	400-600 g/pc	30.00	34.88 =		Canada	
	Frozen			8.50	9.88	Italy CPT	United States of America
			Claws	17.66	20.66	United States of America CIF	Canada
			Tails	17.66	20.66		
			3-4 oz/pc	44.15	51.65 *		
4	44.15	51.65 *					
4-5	44.15	51.65 *					
Scalloped spiny lobster/ Langouste festonnée/ Langosta festoneada <i>Panulirus homarus</i>	Whole	70-100 g/pc	7.61	8.90	Taiwan (Province of China) CIF, Italy CIF	Yemen	
		100-150	11.97	14.00			
		150-200	11.97	14.00			
		200-250	13.68	16.00			
		250-300	13.68	16.00			
		> 300	14.53	17.00			
Arabian whip lobster/ Langouste fouet arabe/ Langosta de fusta arabica <i>Puerulus sewelli</i>		SS	10.26	12.00	Italy CIF		
		S	12.39	14.50			
		M	14.10	16.50			
		L	14.96	17.50			
Edible crab/Tourteau/ Buey de mar <i>Cancer pagurus</i>	Live, bulk	T2 (13-16 cm)	3.79	4.41 +	France Auction	France	
Spinous spider crab/ Araignée européenne/ Centolla europea/ <i>Maja squinado</i>	Live - female		5.17	6.01	Italy CPT	UK	
	Live - male		5.03	5.85			
	female		4.90	5.70		France	
	male		5.50	6.40			
	Fresh-female	small	2.87	3.34			
	male	small	3.30	3.84			
Snow crab/ Crabes des neiges/ Cangrejo de las nieves <i>Chionoecetes opilio</i>	Legs		24.12	28.22 +	United States of America CIF	Canada	
	Claws		17.71	20.72 -			
Blue swinning crab/ Etrielle bleue/ Jaiba azul <i>Portunus pelagicus</i>	Whole	300-500 g/pc	3.21	3.75	France CIF	Yemen	
		500-1000	3.21	3.75			
		1000-2000	3.21	3.75			
		> 3000	3.21	3.75			
	Broken		2.82	3.30			



Fish Species Trade Name	Product Form	Grading	Price per kg			Reference & Area	Origin		
			As stated	EUR	USD				
BIVALVES									
August 2021									
Oyster/Huître/Ostra <i>Crassostrea gigas</i> <i>Ostrea edulis</i>	Live	60-100 g/pc	11.88	13.81	-	Spain CIF	Netherlands		
		80-95 g/pc	21.60	25.12					
		95-110	20.50	23.84					
		110-130	17.92	20.84					
		G2 (100 units)	82.00	95.35	=				
Muscle/Moule/Mejillón <i>Mytilus edulis</i> <i>Mytilus galloprovincialis</i>	Live - Bottom mussel	Bulk	2.60	3.02	=	France wholesale	France		
			2.20	2.56	=				
	Live - Rope	60-80 pc/kg	2.10	2.44	=		retail	Netherlands	
			5.02	5.84	=				
	Vacuum packed	30-40 pc/kg	1.00	1.16	=		Spain FOB	Spain/Italy	
	Live		1.20	1.40	-				
	Frozen		3.25	3.78	+		wholesale	France	
	Live		4.20	4.88	=				
	<i>Mytilus chilensis</i>	Live		1.95	2.27		=	Italy CPT	Italy
		Fresh - whole		1.95	2.27		=		
Fresh - in skin			1.95	2.27	=	FCA	Chile		
IQF - shell-off, 7 percent glazing		200-300 pc/kg	3.75	4.36	+				
Frozen			5.00	5.81	=	CIF	Netherlands		
Mussel meat			2.49	2.91	=				
Whole, vacuum packed			1.80	2.11	=	Spain CIF			
BIVALVES (cont.)									
August 2021									
Razor shell/Couteau/Navajas - Solenidae	Fresh	S	7.50	8.72	-	Spain CIF	Ireland		
		M	9.80	11.40	+				
		L	12.15	14.13					
	Live, depurated	10-12 cm/pc	3.80	4.42	=	wholesale	Netherlands		
			4.50	5.23	-				
Live		5.50	6.40	=	France wholesale	Imported			
Great Atlantic scallop/Coquille-St- Jacques/Vieira <i>Pecten maximus</i>	Fresh whole shell, roe-on		4.00	4.65	=	France	France		
	Fresh whole shell, roe-off		3.80	4.42	=				
	Fresh, meat, roe-on		26.00	30.23	=	Imported	Imported		
	Fresh, meat, roe-off		26.00	30.23	=				
	Frozen, meat, roe-on		28.00	32.56	=	Spain FOB	Spain		
	Frozen, meat, roe-off		27.50	31.98	=				
	Frozen, meat, 15 percent glazing		8.45	9.83	=	Italy CPT	Italy		
	Live		9.10	10.58	=				
Live		15.00	17.44	=	Spain whole sale	Spain			
		7.80	9.07	-					
Atlantic salmon/Saumon de l'Atlantique/Salmón del Atlántico <i>Salmo salar</i>	Fresh - gutted, head-on	2-3 kg/pc	6.80	7.91	=	France wholesale	Norway		
		3-4	7.00	8.14	=				
		4-5	7.40	8.60	=				
		5-6	7.50	8.72	=				
		6-7	7.60	8.84	=				
		2-3 kg/pc	7.10	8.26	=				
		Superior quality, Label Rouge	2-3	9.00	10.47			=	Scotland
	Smoked - Fillet, vacuum reconstituted sides	1-2 kg/pc	31.00	36.05	=				
	Fresh - Fillet	3-4 kg/pc	11.00	12.79	=	Norway			
	Smoked - Fillet, vacuum reconstituted sides	1-2 kg/pc	32.00	37.21	=				
	Fresh - gutted, head-on	1-2 kg/pc	NOK 43.01	4.08	4.78	+	Norway FOB	Norway	
		2-3	NOK 50.49	4.79	5.61	+			
		3-4	NOK 54.83	5.21	6.09	-			
		4-5	NOK 56.95	5.41	6.33	-			
		5-6	NOK 58.99	5.60	6.55	+			
6-7		NOK 64.49	6.12	7.17	-				
7-8		NOK 67.41	6.40	7.49	+				
8-9		NOK 70.90	6.73	7.88	+				
> 9		NOK 67.80	6.44	7.53	+				
Fresh		3-4 kg/pc	9.50	11.05	+	Spain CFR			Scotland
	4-5	9.50	11.05	-					
	5-6	11.10	12.91	=					
	6-7	11.10	12.91	=					
	7-8	11.10	12.91	=					
	Fresh fillet		11.50	13.37	=		wholesale	Norway	
	Smoked fillet		20.00	23.26	+				
Fresh		6.30	7.33	-					
Frozen		5.00	5.81	-					



Fish Species Trade Name	Product Form	Grading	Price per kg		Reference & Area	Origin
			As stated	EUR USD		
SALMON (cont.)						August 2021
Atlantic salmon/ Saumon de l'Atlantique/ Salmón del Atlántico <i>Salmo salar</i>	guttled, head-on	4-5 kg/pc	6.90	8.02	Tunisia CFR	Norway
	IQF - salmon slices		9.73	11.31	Europe CFR	
	Fresh - salmon cubes 8x8x8		9.73	11.31		
	Fresh - Whole - Superior	2-3 kg/pc	6.23	7.24	Italy DDP	
		3-4	6.77	7.87		
		4-5	7.10	8.26		
		5-6	7.33	8.52		
		6-7	7.49	8.71		
		7-8	7.36	8.56		
		8-9	7.50	8.72		
		9-10	7.26	8.44		
	Fresh	3-4 kg/pc	9.00	10.47	Spain CIF	Scotland
		4-5	11.10	12.91		
	5-6	11.10	12.91			
	6-7	11.10	12.91			
Fresh- Whole		4.86	5.65	Italy DDP		
IQF portion, 10% glazing	100-150 g/pc	10.15	11.80 =		Denmark	
IQF portion			13.01 15.22	United States of America CIF	United States of America	
Fillets			13.66 15.98		Chile	
TROUT						August 2021
Rainbow trout/ Truite arc-en-ciel/ Trucha arco iris <i>Oncorhynchus mykiss</i>	Fresh- whole		6.20	7.21 =	France wholesale	France
	Fillet		8.20	9.53 =		
	Fillet, smoked		28.00	32.56	Retail	
	Whole, gutted, bulk		11.92	13.86		
	Fresh - whole		4.50	5.23 =	Spain wholesale	Spain
FRESHWATER FISH						August 2021
Arctic char/Omble-chevalier/ Trucha alpina <i>Salvelinus alpinus</i>	Fresh- whole		10.00	11.63 =	France wholesale	Europe
Nile perch/Perche du Nil/Perca del Nilo <i>Lates niloticus</i>	Fillet - skinless	300-500 g/pc	4.70	5.50	Europe CFR	Uganda
	Interleaved, 100% net weight	500-1000	5.51	6.45		
	Fresh whole	200-400 g/pc	4.83	5.62	Italy FCA	Tanzania
	Fresh - fillets		6.46	7.51	CPT	
	Frozen - fillets		8.50	9.88 +	Spain wholesale CFR	
Pike perch/Sandre/ Lucioperca <i>Sander lucioperca</i>	Fillet - skinless, PBI, IWP	500-1000 g/pc	5.51	6.45		Europe
	Fresh- whole	Average size	8.20	9.53 =	France wholesale	
	Fillet		13.00	15.12 +		
	Fresh- whole	big size	8.70	10.12 -		
Nile Tilapia/Tilapia du Nil/Tilapia del Nilo <i>Oreochromis niloticus</i>	Fillet - skinless, IQF, PBO non-treated, 10% glaze	5-7 oz/pc	3.42	4.00	Spain CFR	China
Black tilapia/Tilapia noit/ Tilapia negra <i>Oreochromis placidus</i>	Fillet	4-5 oz/pc	4.06	4.75	Europe CIF	Viet Nam
			3.57	4.15	Italy CIF	
			5.00	5.81 +	Spain wholesale	
Pangasius <i>Pangasius hypophthalmus</i>	Fillet, thawed		2.30	2.67 -		
	Frozen, fillet					
NON-TRADITIONAL SPECIES						August 2021
Sturgeon/Sturgeon/ Esturione <i>Acipenseridae</i>	Frozen - Whole	1.5-2 kg/pc	6.50	7.56 =	France CIF	France
	Guttled	5-7 kg/pc	7.50	8.72 =		
	Fillets	200-300 g/pc	15.00	17.44 =		
		800-1000	15.00	17.44 =		
<i>A.baeri</i>	Caviar (Aquitaine) metal boxes		#####	1,151 +		
European eel/ Anguille d'Europe/ Anguilla europea <i>Anguilla anguilla</i>	Smoked	Medium	48.00	55.81	wholesale	Europe
	Fresh		13.25	15.41	Italy CPT	
Dusky grouper Mérrou noir/Mero moreno <i>Epinephelus marginatus</i>	H&G	3-5 kg/pc	4.49	5.25	Europe CIF	Yemen
	IWP, gutted	> 3 kg/pc	4.49	5.25		
	Fresh - whole	1-2 kg/pc	11.83	13.76		
		2-4	12.11	14.08		
		4-7	11.05	12.85		
		7-10	10.83	12.59		



Fish Species Trade Name	Product Form	Grading	Price per kg		Reference & Area	Origin
			As stated	EUR USD		
NON-TRADITIONAL SPECIES (cont.)						
					August 2021	
White grouper/ Merou blanc/Cherna de ley <i>Epinephelus aeneus</i>	Gutted	1.5-2 kg/pc	4.27	5.00	Spain CIF	Yemen
		2-3	4.27	5.00		
		3-5	4.27	5.00		
		5-10	4.27	5.00		
Mahi mahi/Dorado/ Dorado <i>Coryphaena hippurus</i>	Gutted, skinless		2.52	2.95	Europe CIF	Mozambique
			2.65	3.08 *	Spain FOB	Spain
Blue shark/ Peau bleue/Tiburón azul <i>Prionace glauca</i>	H&G, skin-on	< 4 kg/pc	2.16	2.51 +		
		4-7	2.16	2.51 +		
		7-10	1.40	1.63 +		
		12-20	1.27	1.48 -		
		> 20	1.11	1.29 -		
	H&G, skinless	< 4 kg/pc	2.78	3.23 +		
		4-7	2.78	3.23 +		
		7-12	1.87	2.17 +		
		12-20	1.63	1.90 -		
		> 20	1.46	1.70 -		
Mako shark/Taupe bleue Marrajo dientuso <i>Isurus oxyrinchus</i>		< 10 kg/pc	2.95	3.43 *		
		10-30	5.29	6.15 *		
		30-50	5.25	6.10 *		
		50-100	4.15	4.83 *		
		> 100	3.55	4.13 *		
Blue marlin/Makaire bleu/ Marlin azul <i>Makaira nigricans</i>	H&G, skin-on	< 80 kg/pc	2.88	3.35 *		
		> 80	2.88	3.35 *		
Blue marlin/Makaire bleu/ Marlin azul <i>Istiompax indica</i>		< 80 kg/pc	2.88	3.35 *		
		> 80	2.88	3.35 *		
Crimson jobfish Colas fil/Panchito hebra <i>Pristipomoides filamentosus</i>	Whole, gutted	2- 3 kg/pc	2.74	3.20	France CIF	Yemen
		3- 5	2.91	3.40		
		5- 10	2.99	3.50		
SEABASS/SEABREAM/ MEAGRE						
					August 2021	
Seabass/Bar, Loup/Lubina <i>Dicentrarchus labrax</i>	Fresh - whole farmed	200-300 g/pc	3.20	3.72 =	Greece FOB	Greece
		300-450	4.10	4.77 =		
		450-600	4.60	5.35 =		
		600-800	5.80	6.74 =		
		800-1000	6.50	7.56 =		
		> 1000	8.50	9.88 =		
		200-300 g/pc	3.40	3.95 =	Italy CIF	
		300-450	4.30	5.00 =		
		450-600	4.80	5.58 =		
		600-800	6.00	6.98 =		
		800-1000	6.70	7.79 =		
		> 1000	8.70	10.12 =		
		200-300 g/pc	3.45	4.01 =	France CIF	
		300-450	4.35	5.06 =		
		450-600	4.85	5.64 =		
		600-800	6.05	7.03 =		
		800-1000	6.75	7.85 =		
		> 1000	8.75	10.17 =		
		200-300 g/pc	3.44	4.00 =	Spain CIF	
		300-450	4.34	5.05 =		
		450-600	4.84	5.63 =		
		600-800	6.04	7.02 =		
		800-1000	6.74	7.84 =		
		> 1000	8.74	10.16 =		
		200-300 g/pc	3.47	4.03 =	Germany CIF	
		300-450	4.37	5.08 =		
		450-600	4.87	5.66 =		
		600-800	6.07	7.06 =		
800-1000	6.77	7.87 =				
> 1000	8.77	10.20 =				
200-300 g/pc	3.45	4.01 =	Portugal CIF			
300-450	4.35	5.06 =				
450-600	4.85	5.64 =				
600-800	6.05	7.03 =				
800-1000	6.75	7.85 =				
> 1000	8.75	10.17 =				



Fish Species Trade Name	Product Form	Grading	Price per kg		Reference & Area	Origin
			As stated	EUR USD		
SEABASS/SEABREAM/ MEAGRE (cont.)						August 2021
Seabass/Bar, Loup/Lubina <i>Dicentrarchus labrax</i>	Fresh - whole farmed	200-300 g/pc	3.63	4.22 =	UK CIF	
		300-450	4.53	5.27 =		
		450-600	5.03	5.85 =		
		600-800	6.23	7.24 =		
		800-1000	6.93	8.06 =		
		> 1000	8.93	10.38 =		
	Fresh - whole - wild, from trawling	500-1000 g/pc	20.70	24.07	Spain CFR	France
		1000-2000	23.30	27.09		
		2000-3000	24.40	28.37		
		3000-4000	24.40	28.37		
	Fresh - whole - wild, from line fishing	800-1000 g/pc	13.00	15.12 =	France wholesale	
		1000-2000	13.50	15.70 =		
		2000-3000	14.50	16.86 =		
	Fresh - whole - farmed	1000-2000	25.50	29.65 =	Italy CPT	Greece
		2000-3000	27.00	31.40 =		
		> 3000	28.00	32.56 =		
		400-600	6.60	7.67 +		
		600-800	8.00	9.30 +		
		800-1000	9.30	10.81 *		
		200-300 g/pc	3.42	3.98 +		
300-450		4.56	5.30 +			
450-600		5.45	6.34 +			
600-800		6.03	7.01 +			
800-1000	6.82	7.93 +				
farmed	300-400 g/pc	5.60	6.51	CIF	Greece	
	800-1000	10.20	11.86			
	Large	10.75	12.95			
	Medium	9.70	11.69			
Small	7.60	9.16	Greece			
	200-300 g/pc	3.49		4.06		
	300-400	4.53		5.27		
	400-600	4.63		5.38		
	600-800	4.72		5.49		
800-1000	6.84	7.95				
Fresh - whole	200-300 g/pc	4.00	3.98 +	CIF	Turkey	
	300-400	4.50	4.58 +			
	400-600	4.50	5.06 +			
	600-800	4.50	5.54 -			
	800-1000	5.00	6.63 -			
	> 1000	7.00	7.23 +			
	300-450	4.20	4.88 =			Italy CIF
	450-600	4.20	4.88 =			
	600-800	4.80	5.58 =			
	800-1000	6.50	7.56 =			
> 1000	8.50	9.88 =				
200-300 g/pc	7.20	8.37 =				
300-450	4.40	5.12 =				
450-600	4.40	5.12 =				
600-800	5.00	5.81 =				
800-1000	6.70	7.79 =				
> 1000	8.70	10.12 =				
200-300 g/pc	7.25	8.43 =	France CIF			
	300-450	4.45		5.17 =		
	450-600	4.45		5.17 =		
	600-800	5.05		5.87 =		
	800-1000	6.75		7.85 =		
> 1000	8.75	10.17 =				
200-300 g/pc	7.24	8.42 =	Spain CIF			
	300-450	4.44		5.16 =		
	450-600	4.44		5.16 =		
	600-800	5.04		5.86 =		
	800-1000	6.74		7.84 =		
> 1000	8.74	10.16 =				
200-300 g/pc	7.27	8.45 =	Germany CIF			
	300-450	4.47		5.20 =		
	450-600	4.47		5.20 =		
	600-800	5.07		5.90 =		
	800-1000	6.77		7.87 =		
	> 1000	8.77		10.20 =		
Gilthead seabream/ Dorade royale/Dorada <i>Sparus aurata</i>	farmed	300-450	4.20	4.88 =		
		450-600	4.20	4.88 =		
		600-800	4.80	5.58 =		
		800-1000	6.50	7.56 =		
		> 1000	8.50	9.88 =		
		200-300 g/pc	7.20	8.37 =		
300-450	4.40	5.12 =	Italy CIF			
450-600	4.40	5.12 =				
600-800	5.00	5.81 =				
800-1000	6.70	7.79 =				
> 1000	8.70	10.12 =				
200-300 g/pc	7.25	8.43 =				
300-450	4.45	5.17 =	France CIF			
450-600	4.45	5.17 =				
600-800	5.05	5.87 =				
800-1000	6.75	7.85 =				
> 1000	8.75	10.17 =				
200-300 g/pc	7.24	8.42 =				
300-450	4.44	5.16 =	Spain CIF			
450-600	4.44	5.16 =				
600-800	5.04	5.86 =				
800-1000	6.74	7.84 =				
> 1000	8.74	10.16 =				
200-300 g/pc	7.27	8.45 =				
300-450	4.47	5.20 =	Germany CIF			
450-600	4.47	5.20 =				
600-800	5.07	5.90 =				
800-1000	6.77	7.87 =				
> 1000	8.77	10.20 =				



Fish Species Trade Name	Product Form	Grading	Price per kg		Reference & Area	Origin	
			As stated	EUR USD			
SEABASS/SEABREAM/ MEAGRE (cont.)							
August 2021							
Gilthead seabream/ Dorade royale/Dorada <i>Sparus aurata</i>	Fresh - whole farmed	200-300 g/pc	7.25	8.43 =	Portugal CIF		
		300-450	4.45	5.17 =			
		450-600	4.45	5.17 =			
		600-800	5.05	5.87 =			
		800-1000	6.75	7.85 =			
		> 1000	8.75	10.17 =			
		200-300 g/pc	7.43	8.64 =			UK CIF
		300-450	4.63	5.38 =			
		450-600	4.63	5.38 =			
		600-800	5.23	6.08 =			
	800-1000	6.93	8.06 =				
	Fresh - wild	500-1000 g/pc	24.40	28.37	Spain CIF	France	
		1000-2000	19.80	23.02			
		3000-4000	16.40	19.07			
	Fresh - farmed	500-800 g/pc	12.50	14.53 =	France wholesale		
		800-1000	13.50	15.70 =			
		> 1000	15.50	18.02 =			
	wild	300-400	6.00	6.98 =	Italy FCA	Morocco	
		400-600	7.80	9.07 +			
		600-800	8.80	10.23 +			
800-1000		9.20	10.70 +				
farmed	300-500 g/pc	9.90	11.51	CIF	Greece		
	600-800 g/pc	9.21	10.71				
Fresh - whole	300-400 g/pc	4.32	5.02 +	CIF	Turkey		
	200-300 g/pc	4.00	4.82 +				
	300-400	4.00	4.82 +				
	400-600	4.00	4.82 +				
	600-800	4.50	5.42 +				
	800-1000	5.50	6.63 +				
Fresh - farmed	> 1000	7.00	8.43 +	FCA	Croazia		
	300-400 g/pc	5.60	6.51				
	400-600 g/pc	6.30	7.33				
farmed Orbetello	600-800	7.00	8.14	FCA	Italy		
	Large	10.70	12.44				
	Medium	9.70	11.28				
White seabream/Sar/Sargo <i>Diplodus sargus</i>	Fresh	1-2 kg/pc	12.23	14.22	Italy CPT	Senegal	
		300-500 g/pc	7.44	8.65			
		400-600	9.41	10.94			
		500-700	9.80	11.40			
		700-1000	10.51	12.22			
Japanese threadfin bream/ Cohana japonaise/ Baga japonesa <i>Nemipterus japonicus</i>	Whole	100-200 g/pc	1.67	1.95	Vietnam CIF	Yemen	
		200- 300	1.92	2.25			
		300- 500	1.92	2.25			
	Whole, frozen at sea, block	100- 200 g/pc	2.36	2.76	USA CIF		
> 200		2.70	3.16				
Meagre/Maigre commun/Corvina <i>Argyrosomus regius</i>	Fresh - Whole farmed	800-1000 g/pc	5.00	5.81	Italy FCA	Greece	
		1000-2000	4.65	5.41			
		> 2000	4.02	4.67			
		> 3000	4.15	4.83			
		> 4000	6.19	7.20			
		> 5000	5.27	6.13			
		> 6000	6.00	6.98			
	Fresh- whole, wild	> 1000 g/pc	9.00	10.47 =	France wholesale	France	



The European Fish Price Report is a monthly GLOBEFISH publication.
This issue was prepared by Helga Josupeit and Felix Dent.

PRICE REFERENCE (INCOTERMS 2010)

CFR	Cost and Freight
CIF	Cost, Insurance and Freight
CIP	Carriage and Insurance Paid To
CPT	Carriage Paid To
DAT	Delivered at Terminal
DAP	Delivered at Place
DDP	Delivered Duty Paid
EXW	Ex Works
FCA	Free Carrier
FAS	Free Alongside Ship
FOB	Free on Board

PRODUCT FORM

C&P	Cooked and Peeled
FAS	Frozen at Sea
H&G	Headed and Gutted
HOG	Head on Gutted (salmon)
IQF	Individually Quick Frozen
IWP	Individually Wrapped Pack
PBI	Pinbone In
PBO	Pinbone Off
PD	Peeled and Deveined
PTO	Peeled Tail On
PUD	Peeled, Undeveined

CURRENCY RATES

		US\$	EUR
Canada	CAD	1.28	1.50
Hungary	HUF	299.00	350.00
Norway	NOK	9.00	10.53
USA	USD		1.17
EU	EUR	0.86	
Denmark	DKK	6.36	7.43
Russia	RUR	74.04	86.60

Exchange Rates 21.8.2021

SYMBOLS

- + Price increased in original currency since last report
- Price decreased in original currency since last report
- = Updated but unchanged price
- * New insertion
- Not updated since last issue

**GLOBEFISH Market Reports are available from the GLOBEFISH web site:
www.fao.org/in-action/globefish**



Food and Agriculture
Organization of the
United Nations

EUROPEAN PRICE REPORT

GLOBEFISH

Trade and Market Team (NFIMT)
Fisheries and Aquaculture Division
Food and Agriculture Organization of the United Nations
Viale delle Terme di Caracalla
00153 Rome, Italy

globefish@fao.org

www.globefish.org



#FAOfish



GLOBEFISH
