



Food and Agriculture
Organization of the
United Nations



EUROPEAN PRICE REPORT

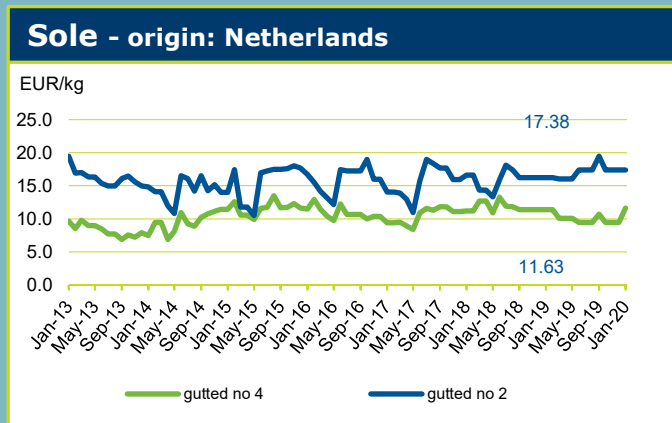
Issue 1/2020 January 2020

Latest trends

Demand is slow in Europe at present, which is typical for the first weeks of the year. Limited quantities are being traded, and prices are stable. Chinese buyers are making purchases in advance of Chinese festivities, and this is directing product away from the European market. However, demand in Europe can be expected to recover by February. Saint Valentine's Day will see increased demand for certain seafood items such as lobster and oysters, and this will likely lead to a price hike for these products. The Lenten season will also boost demand for fishery products, especially in the Southern part of the continent.

GROUND FISH

Prices for smaller sole from the Netherlands have been increasing, while prices for larger sizes have been stable.



Index for prices

Groundfish	9
Flatfish	10
Tuna	11
Small Pelagics	11
Cephalopods	12
Crustaceans	13
Bivalves	15
Salmon	15
Trout	16
Freshwater fish	16
Non Traditional Species	16
Seabass-Seabream-Meagre	17

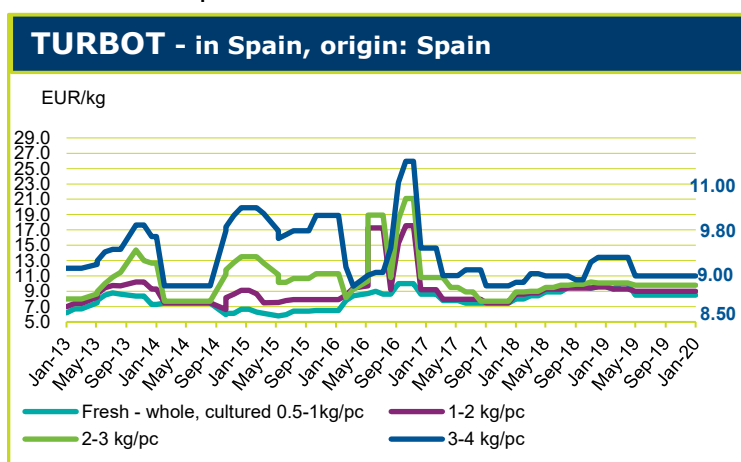
The **European Fish Price Report**, based on information supplied by industry correspondents, aims to provide guidance on broad price trends. Price information is indicative and should be used only for forecasting medium- and long-term trends. FAO is not responsible for any errors or omissions.

Icelandic haddock exports grew strongly in 2019. In the first eleven months of the year, some 16 800 tonnes were exported, a 30 percent increase compared with the same period of 2018. The main market for haddock from Iceland was the UK, which imported some 80 percent of Icelandic haddock exports.

German retailers are raising prices of fish fingers and Schlemmer filets to EUR 1.99 per pack (400 g), compared with EUR 1.89 at the start of 2019 and EUR 1.59 one year earlier. The root cause of these price hikes is higher prices of Alaska pollock due to Chinese tariffs on US raw material. This is likely the end of the upward trend, however, as demand is now being eroded by the high price levels. Total supplies of Alaska pollock, by far the most commercially important groundfish species, are expected to decline slightly from 3.451 million tonnes in 2019 to 3.442 million tonnes in 2020. However, limited demand in Germany, the main market for Alaska pollock fillets, is likely to lead to a decline in prices.

Due to the delay of the Alaska Pollock B-season, the *Merluccius productus* fall season also started late and catches have been very low. Prices are stable as traders await the outcome of the new season.

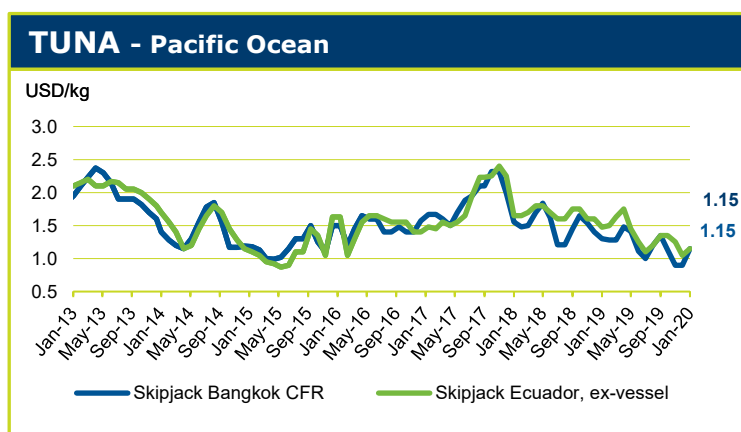
Prices for turbot, which now comes mainly from aquaculture, are reported to be stable on the Spanish market.



TUNA - BILLFISHES

Fishing in the Western and Central Pacific remains poor. Raw material inventories at Thai canneries have fallen to moderate levels due to reduced carrier landings and an increase in orders, with finished goods customers taking advantage of the low raw material prices over recent months. However, skipjack prices are growing strongly, far above of the lows reached at the end of last year.

With a new yellowfin quota in the Indian Ocean, fishing vessels are back out fishing. There has been little market activity so far. Skipjack prices remain stable, but are likely to increase in line with Bangkok prices. Yellowfin prices have increased.

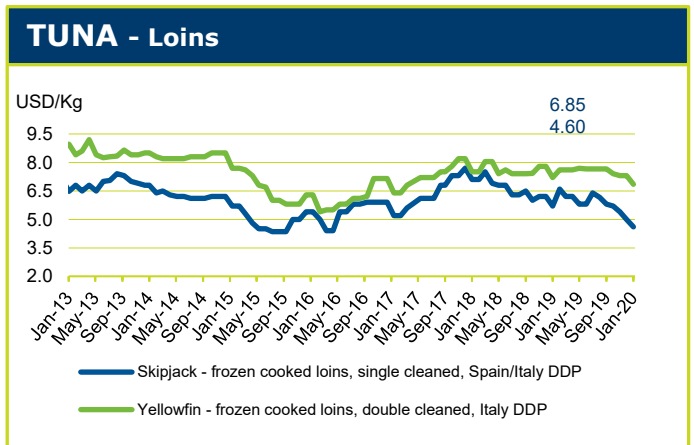
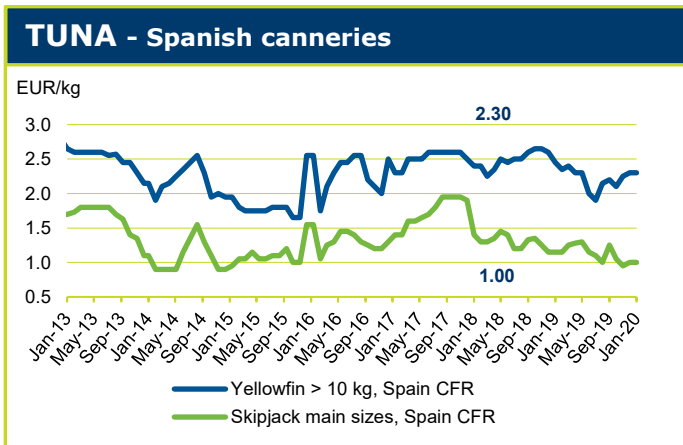
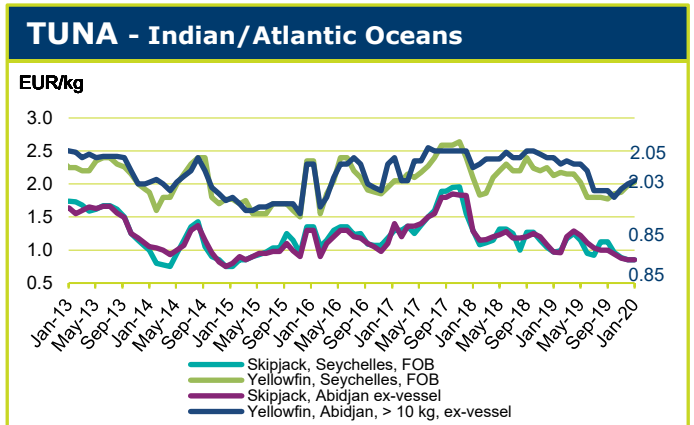


The second 2-month IATTC 'veda' in the Eastern Pacific will be ending on 19 January, 2020. With only about 26 percent of the fleet out fishing and moderate catches reported, landings direct from fishing vessels remain limited.

Raw material inventories at local canneries in Ecuador are steady at healthy levels, topped up by carriers and containers arriving from the other oceans. However, due to the low fishing vessel landings, skipjack prices have rebounded while yellowfin prices remain stable.

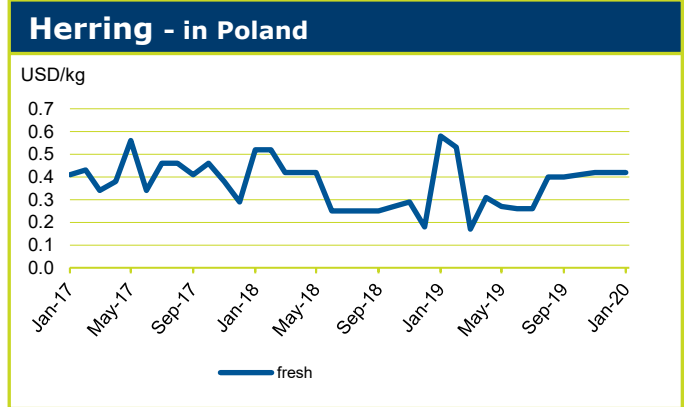
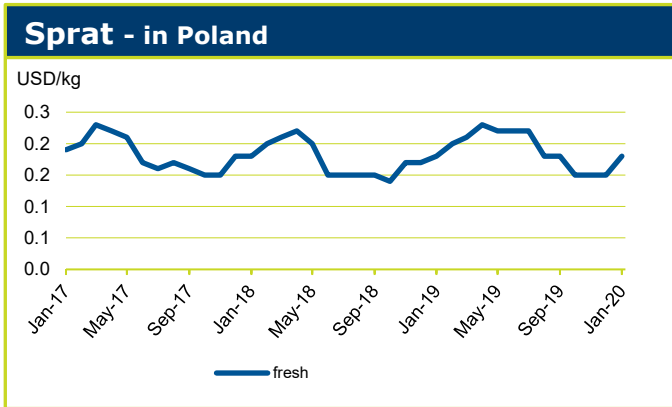
The 2-month FAD closure in the Atlantic Ocean started on 1 January, 2020 and catch volumes are expected to fall substantially. Meanwhile, raw material inventories at local canneries remain at moderate levels. Skipjack prices are stable while yellowfin prices continue to rise due to the poor catches.

Deals have been scarce on the European market due to the holiday season and prices for both skipjack and yellowfin remain stable. The market price for cooked, double cleaned yellowfin loins has fallen due to the arrival of duty free quota loins. As in 2019, the duty free quota for 2020 was set at 30 000 tonnes. This quantity is already fully allocated and as a result the price can be expected to rebound by February.



SMALL PELAGICS

Herring catches in Poland have been good, while demand has been moderate, and prices have decreased on the domestic market. Meanwhile, sprat prices increased somewhat in Poland, climbing up to about EUR 0.15 per kg. The Russian market is closed due to the Orthodox Christmas season.



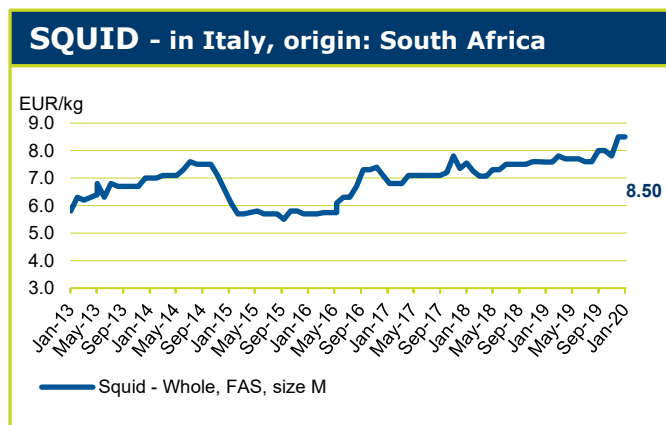
CEPHALOPODS

Octopus supply was low during the Christmas season, leading to very high spot prices, especially on the Spanish market. Overall, however, prices were lower in December 2019 than in December 2018. Octopus prices are now likely to come down as the Moroccan octopus season just started and demand at present is very slow.

The Maya octopus fishery in Mexico ended on 15 December, 2019, with catches coming in 34 percent lower than in 2018, reportedly due to high incidence of illegal fishing. However, due to the overall market situation, prices were lower than in 2018.

Octopus farming is one of the great challenges of Spanish aquaculture and one of the grand ambitions of the private sector. However, though some specimens have been grown in a complete cycle, commercial octopus aquaculture is still some way off.

Squid trade has been following a similar pattern to the octopus market. Prices that had jumped up in December are now reported to be coming down slowly, especially in Spain. The market is likely to be quiet until the end of February 2020, when Argentine squid catches will start hitting the market.



CRUSTACEANS

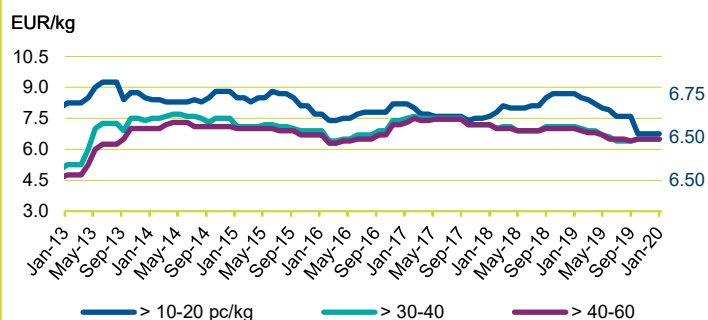
After December hikes, shrimp prices are now falling. Sales were extremely good in December 2019, even higher than one year earlier. However, despite these impressive sales volumes, Argentine shrimp cold storage holdings remain high and as a result prices are likely to fall over the coming months. Supply from Indonesia is improving after a long holiday season but small sizes will not be available until farmers stock seed at the end of the year.

Russia is becoming an increasingly important market for shrimp. In the first eleven months of 2019, Russian imports totalled some 42 500 tonnes, 10 percent more than in the same period of 2018. India is the main supplier, accounting for one quarter of Russian shrimp imports, with prices averaging EUR 6.00 per kg on the Russia market.

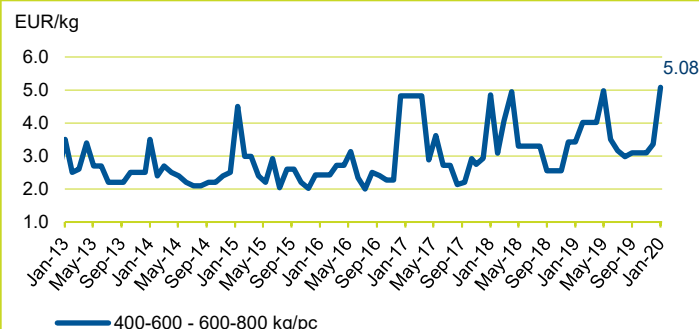
The Russian market is also supplied by growing catches of domestically-caught wild shrimp. Currently, the Russian fleet catches around 30 000 tonnes of shrimp annually, compared with the 12 000 tonnes of shrimp caught in 2014.

Crab and lobster prices reached their usual peak over the end of year period, with prices firmer than last year. Crab, in particular, reached a new record of EUR 5.08 per kg.

ARGENTINA RED SHRIMP - origin: Argentina



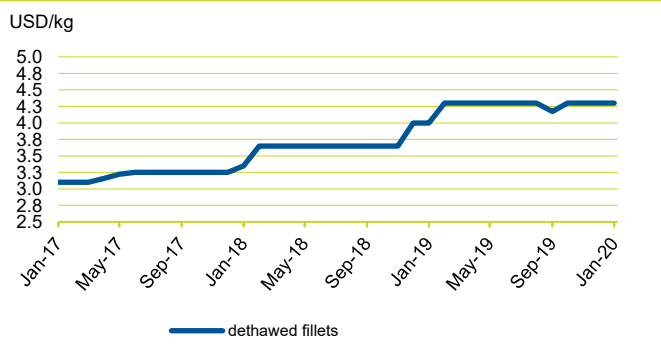
CRAB - in France, origin: Europe



FRESHWATER FISH

After strong price gains in 2018, the Vietnamese pangasius sector responded with heavy investment and rapid expansion across the main farming regions. In 2019, however, full inventories and trade challenges in the United States of America and the European Union (Member Organization) meant that core markets were left oversupplied.

Pangasius - in Italy, origin: Viet Nam



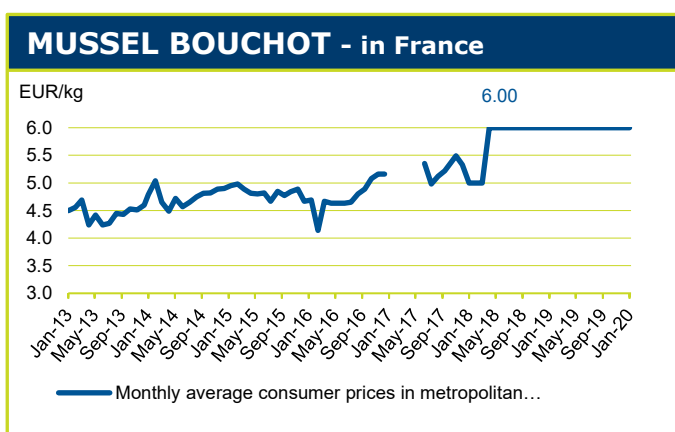
BIVALVES

A wide range of mussels are available on the French market, with rope mussels becoming relatively more plentiful. Organically certified mussels, both rope (from Ireland and Spain) and bouchot (French) are also present. Mussel prices have generally remained stable over time. In France, mussels typically sell at EUR 6.00 per kg, while in Italy prices are about half this.

Oyster sales that had picked up significantly in December in line with seasonal demand have stopped completely in the new year. Increased sales of flat oysters (*O. edulis*), and sales of smaller pack sizes, were observed in the market at end of 2019 in response to demand. Prices are reported to be stable.

EU has approved the extension for minimum size clam fishing in Italy. This means that the Italian fleet will be able to fish for the small clams known as lupine in 2020. In the rest of Europe, the minimum allowed size is 25 mm.

The clam sector in Italy produces 20 000 tonnes annually worth EUR 60 million, which represents approximately EUR 140 million of value once the whole supply chain is taken into account. Clam fishing has taken place in Italy for more than 100 years.



The discussion over the minimum size of clam continues between Italian producers in the Adriatic and Spanish clam fishers in the Gulf of Cadiz. While the Spaniards claim that the minimum size of 25 mm as presently enforced by the EU is adequate, and protects the resource, the Italian fishers claim that in the Adriatic the clams mature quickly and the present high temperatures there leads to a prevalence of small clams, meaning that the 22 mm sizes are in fact mature. The Spanish clams sell at a higher price (EUR 5.50-6.00 per kg) than the Italian ones (EUR 2.50-3.00 per kg).

SALMON

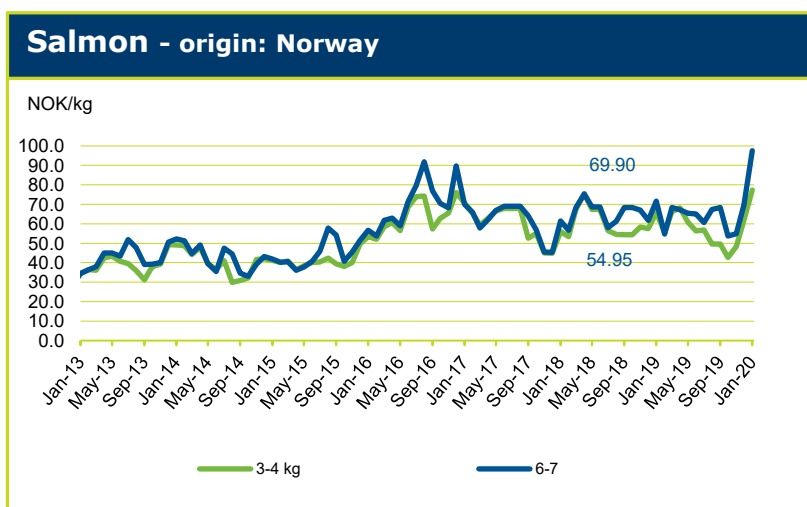
Prices for farmed Atlantic salmon on European markets ended a rollercoaster 2019 at near record levels, despite languishing at multi-year lows as of the end of September. This marks the culmination of a remarkably steep upward trend over the last quarter that blindsided many market participants, coming so quickly on the heels of a supply spike that itself was something of a surprise.

As of week 2, 2020, the FishPool Index (FPI) for fresh salmon out of Norway stood at NOK 79.77 per kg, representing an 87 percent increase compared with the 2019 FPI low of NOK 42.5 per kg in week 38. This reversal, together with further weakening of the Norwegian krone, translated into a significant boost to Norway’s salmon export revenues for the year, and indeed salmon was once again the major contributor to yet another record year for Norway’s total seafood exports. According to a recent report by the Norwegian Seafood Council (NSC), Norway’s salmon exports in 2019 totalled 1.1 million tonnes worth NOK 72.5 billion, year-on-year increases of 6 percent and 7 percent respectively. Core EU markets performed well, while improving market access to China is also benefitting Norwegian salmon exporters.

Higher export figures also reflect good Norwegian production growth in 2019, despite the algal bloom mortalities experienced earlier in the year. An estimated 7 percent increase in Norwegian production in 2019 to some 1.4 million tonnes contributed to a global production of farmed Atlantic salmon of just over 2.6 million tonnes, an increase of around 7 percent. Costs are keeping a cap on earnings, however, with the Norwegian salmon industry earning a combined NOK 19 billion – USD 20 billion (USD 2.1 billion – USD 2.2 billion) in profits before tax in 2019 according to market research firm Kontali, 17 percent lower than 2016’s peak.

In the Scotland, the final output figure is expected to be almost 190 000 tonnes, a considerable increase but one that is partially reflective of a recovery from the steep 18 percent drop in production from 2017 to 2018. Scottish salmon export prices generally follow Norwegian prices, and hence are currently exceptionally high, with traders quoting GBP 8-8.50 per kg for 2-3 kg fish as of mid-January.

Forecasted growth in global Atlantic salmon production is currently standing at around 4-5 percent, which would represent somewhat of a slowdown compared with 2019 and would be more in line with the long-term trend. Moderate growth is expected in both Norway and Chile, and a slowdown is also projected for the majority of other producers, including Scotland. With demand at an all-time high worldwide and prices finishing 2019 at near record levels, the outlook for the industry remains positive. Forward prices at FishPool for the first half of 2020 are indicating an average level of around NOK 68 per kg, although expectations are for a decline towards the NOK 50s per kg towards the latter part of the year. For the remainder of January, forward prices are averaging NOK 73 per kg.

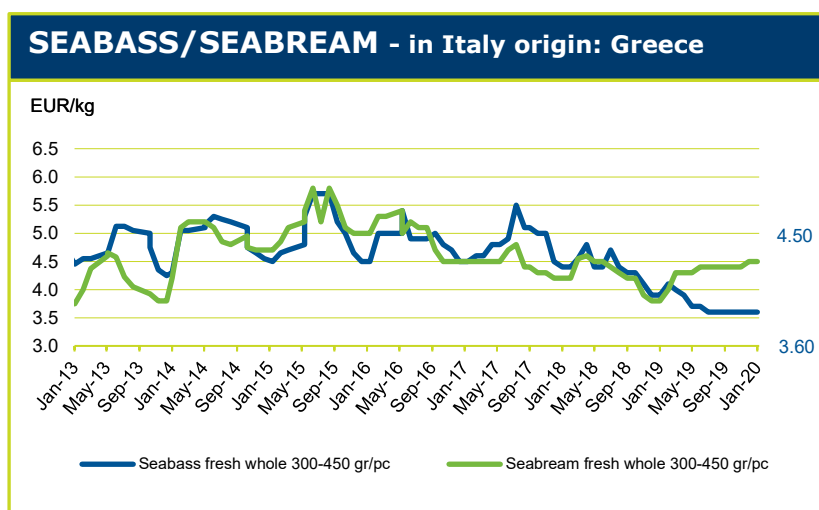


TROUT

In Norway, farmed trout production is estimated to have increased by around 24 percent in 2019, with standing biomasses some 15 percent higher as of the end of November, building on the growth achieved in 2018. Despite the increased volumes, demand remains firm and prices are resilient, with an average export price of NOK 68.03 per kg recorded in the first week of 2020. This is some 12 percent above the same week in 2018. According to the NSC, Norway exported 59 600 tonnes of trout with a value of NOK 3.7 billion in 2019, a volume increase of 29 percent and a value increase of 24 percent.

SEABASS SEABREAM

Winter is generally a very quiet period for the farmed bass and bream markets and there has been little price movement reported. In particular, although harvests are expected to decrease after a period of oversupply, there is not yet enough demand to lift bass prices from the exceptionally low levels they reached in 2019. Quotes for 300-450 g Greek origin bass on the Italian market are steady at around EUR 3.60 per kg, almost a full euro below the equivalent for the same sized bream, at EUR 4.50 per kg. The transformation of the Greek industry continues with the creation of its second largest producer, Philosfish, which incorporates the assets sold off as part of the Nireus-Selonda acquisition deal that preceded the establishment of what is now the largest producer in Greece.





Fish Species Trade Name	Product Form	Grading	Price per kg		Reference & Area	Origin	
			As stated	EUR USD			
GROUND FISH							
January 2020							
Cod/Cabillaud, Morue/ Bacalao <i>Gadus morhua</i>	Fresh gutted		1,86	2,07	Poland FOB	Baltic Sea	
	IQF portion, single frozen	100-150 g/pc	8,70	9,68 +	Italy CIF	Iceland	
	Fresh - fillet	50-100 g/pc		4,00	4,45	CPT	Belgium Denmark
		100-200		5,00	5,56		
		200-400		8,70	9,68 -		
	Fresh - Whole	1-2 kg/pc		8,07	8,98 +	FCA	Poland
		2-4		8,98	9,99 +		
	Fresh gutted	2-3 kg/pc		6,27	6,98	CIF	Spain
		50-100 g/pc		4,31	4,79		
	Fresh - fillet	100-200 g/pc		8,60	9,57 +	DDP	Iceland
		200-400		10,00	11,12 +		
	Fillet- IQF	500-1000g/pc		4,80	5,34 +	FCA	Spain
	<i>Gadus macrocephalus</i>	Fillet - wet salted - 1st quality produced from fresh raw material	700-1000 g/pc	9,30	10,35 =	CIF	Iceland
		Portion single frozen, 10% glaze	100-150 g/pc	8,65	9,62 +	DDP	Norway
Stockfish		700 g/pc		27,00	23,00 =	FCA	Denmark
		60-80 g/pc		31,70	35,27	CIF	
Fillet - wet salted - 1st quality produced from frozen raw material	400-700 g/pc		9,00	10,01 +			
Hake/Merlu/Merluza <i>Merluccius capensis</i>	Minced block		1,83	2,04	Namibia FOB for Spanish market	Namibia	
	IQF portion, trapeze	90-110 g/pc	7,80	8,68 +	Italy CIF	Croatia	
	Fresh - whole	100-200 g/pc		4,61	5,13 +		
		200-300		4,89	5,44 -		
	Fresh - gutted	200-300 g/pc		5,50	6,12 +	Spain EXW	USA
300-400			6,50	7,23 +			
<i>Merluccius productus</i>	Fillet, PBO		2,88	3,20			
	Minced block		1,89	2,10			
Alaska pollack/Lieu de l'Alaska/Colin de Alaska <i>Theragra chalcogramma</i>	H&G	>25	1,60	1,78	Russian Fed. wholesale Vladivostok	Russian Fed.	
		>30	0,81	0,90			
		>25	1,85	1,28			
Haddock/Eglefin/Eglofino <i>Melanogrammus aeglefinus</i>	H&G	< 0.8 kg/pc	NOK 22,00	2,22 2,48	Sweden FCA	Norway	
Ling/Lingue franche/ Maruca <i>Molva molva</i>	Fillet - wet salted Produced from fresh raw material 1st quality	1-1.5 kg/pc	5,70	6,34 =	Italy DDP	Faeroe Islands	
Monkfish/Baudroie/ Rape <i>Lophius spp.</i>	Fresh - Tail	< 0.3 kg/pc	6,55	7,29 -	Italy CPT	UK	
		0,3-0,5	11,08	12,33 +			
		0,5-1	15,53	17,28 +			
		1-2	16,41	18,26 +			
		> 2	17,72	19,71 +			
	Fresh - whole	0,5-1 kg/pc	5,78	6,43	FCA	France	
	1-2	6,00	6,67				
John Dory/ Saint Pierre Pez de San Pedro <i>Zeus faber</i>	Fresh whole	1-2 kg/pc	19,00	21,14 +	France wholesale	France	
		2-3	22,00	24,47 +			
	Fresh - gutted	600-800 g/pc		9,90	11,01	Italy CPT	Senegal
		800-1000		9,76	10,86 +		
		1000-2000		9,41	10,47 +		
Fresh- whole headless	small		0,80	0,89	Mauritania FOB for European market	Mauritania	
	medium		3,20	3,56			
	big		4,10	4,56			
			4,60	5,12			



Fish Species Trade Name	Product Form	Grading	Price per kg		Reference & Area	Origin		
			As stated	EUR USD				
FLATFISH								
						January 2020		
Turbot/Rodaballo <i>Psetta maxima</i>	Fresh - whole farmed	0,5-1 kg/pc	8,50	9,46	Spain CIF	Spain		
		1-2	9,00	10,01				
		2-3	9,80	10,90				
		3-4	11,00	12,24				
	Fresh - whole wild	< 0,5 kg/pc	9,50	10,57	Spain DDP	Netherlands		
		0,4-0,6	8,45	9,40				
		0,8-1	13,05	14,52				
		1-2	18,50	20,58 +				
		2-3	22,00	24,47 +				
		3-4	22,00	24,47 +				
Fresh - whole farmed	0,4-0,6 kg/pc	6,70	7,45	Italy CPT	Spain/Portugal			
	0,6- 0,8	8,78	9,77					
	0,8-1	8,30	9,23 -					
	1-1,5	8,76	9,75 -					
	1,5-2	8,99	10,00 -					
	2-2,5	8,30	9,23 -					
	2,5-3	8,60	9,57 -					
	3-4	10,53	11,71					
Fresh - whole	0,5-1 kg/pc	12,25	13,63		Netherlands			
	1-2	13,75	15,30					
	2-3	16,23	18,06					
	3-4	19,95	22,19					
	> 4	24,50	27,26					
Fresh - gutted	0,7-1kg/pc	11,62	12,93					
	1-2	16,63	18,50					
Sole/Sole/ Lenguado <i>Solea vulgaris</i>	Fresh - whole wild	< 175 g/pc	7,25	10,80	Spain CIF			
		170-200	14,70	16,35				
		200-300	15,80	17,58				
		200-250	18,55	20,64				
		300-500	20,40	22,69				
		400-500	25,40	28,26				
		500-600	21,30	23,70				
	1 small	4,00	4,45	Mauritania FOB for European market	Mauritania			
		2 small	3,00			3,34		
		3 small	2,30			2,56		
4 small	1,90	2,11						
	Medium	4,50			5,01			
	Fresh - whole wild	200-300 g/pc			21,60	24,03	Italy CPT	France
		300-400			24,70	27,48		
No. 3		13,24	14,73					
No. 5		9,50	10,57					
Sole/Sole/ Lenguado <i>Solea vulgaris</i>	Fresh - whole	No. 2	23,13	25,73 +	Italy CPT	Netherlands		
		No. 3	18,78	20,89 +				
		No. 4	14,73	16,39				
	Fresh - gutted	No. 2	17,38	19,33				
		No. 3	16,12	17,93 +				
		No. 4	11,63	12,94 +				
No. 5	10,00	11,12 +						
European plaice/ Plie d'Europe/ Solla europea <i>Pleuronectes platessa</i>	Fresh - whole	300-400 g/pc	5,55	6,17	Spain CIF			
		400-600	5,40	6,01				
		> 600	5,40	6,01				
	IQF, white skin-on, 25% glaze	No. 2	5,95	6,62 =	Netherlands FOB for Italian market			
			6,20	6,90 =				
European Flounder/ Flet d'Europe/ Platija europea <i>Platichthys flesus</i>	Fresh - fillets skin-on skinless whole	Large	5,65	6,29	Italy CPT			
		Large	6,41	7,13				
			2,19	2,44				
			1,51	1,68				
	Fresh, whole	500-1000g/pc	10,20	11,35 +	FCA CPT	Denmark		
			17,86	19,87 +				
		Fresh, gutted	500-1000g/pc	10,40			11,57 -	
			1000-2000	17,36			19,31 +	
Fresh, whole	500-1000g/pc	10,40	11,57 -		Netherlands			
	1000-2000	17,36	19,31 +					



Fish Species Trade Name	Product Form	Grading	Price per kg		Reference & Area	Origin
			As stated	EUR USD		
TUNA/BILLFISHES						January 2020
Tuna/Thon/Atún <i>Thunnus spp.</i>	Skipjack - whole		1,03	1,15 +	Bangkok CFR	Western/Central Pacific Ocean
			0,87	0,97	FOB	
	Skipjack - whole		1,03	1,15 +	Ecuador	Eastern Tropical Pacific Ocean
	Yellowfin - whole		1,98	2,20 +	ex-vessel	
	Skipjack - whole		0,85	0,95 =	Seychelles	Indian Ocean
	Yellowfin - whole		2,03	2,25 +	FOB	
	Skipjack - whole		0,85	0,95 =	Abidjan	Atlantic Ocean
	Yellowfin - whole	> 10 kg	2,05	2,28 +	ex-vessel	
	Skipjack - whole	1,8-3,4 kg/pc	1,00	1,11 =	Spain CFR	Various origins
	Yellowfin - whole	> 10 kg	2,30	2,56 =		
	Skipjack - cooked & cleaned loins - vacuum packed	double cleaned	4,14	4,60 -	Italy DDP	Solomon Islands
	Yellowfin - cooked & cleaned loins - vacuum packed	double cleaned	6,16	6,85 -		Kenya/Mauritius/Solomon Is.
	Skipjack	> 1,8 kg/pc	1,08	1,20	Tunisia CFR	Seychelles
			1,55	1,73		Ghana
	Yellowfin- whole	> 10 kg 3-10 kg/pc	2,25 1,77	2,50 1,97	Spain DAT	Atlantic Ocean
	Yellowfin- frozen loins		6,58	7,32	DDP	Eastern Pacific
	Skipjack - whole	> 3,5 kg	1,30	1,45	DAT	Atlantic Ocean
	Skipjack- frozen loins		4,88	5,42	DDP	Eastern Pacific
	Bigeye- frozen loins		5,98	7,10		
	Bigeye- whole	> 10 kg	2,23	2,48	DAT	Atlantic Ocean
Skipjack - whole		1,89	2,10	Europe CFR	Ecuador	
Yellowfin - pre-cooked loins	double cleaned	4,50	5,00			
	single cleaned	4,05	4,50 -			
Skipjack - pre-cooked loins		3,60	4,00 -			
Swordfish/Espadon/ Pez espada <i>Xiphias gladius</i>	Fresh- whole		13,50	15,02 +	France, wholesale	Atlantic
	Frozen- filet, vacuum		8,40	9,34 =		Spain
	Fresh - gutted	< 12 kg/pc	10,50	11,68 +	Italy FCA	
	Whole Mediterranean	13-18	10,50	11,68 +		
		19-25	10,50	11,68 +		
		26-35	7,01	7,80		
	Whole Atlantic	19-25	8,62	9,59		Morocco
		26-35	8,62	9,59		
36-50		8,33	9,27			
	> 50	9,88	10,99			
SMALL PELAGICS						January 2020
Mackerel/Maquereau/ Caballa <i>Scomber scombrus</i>	Fresh - whole		2,85	3,17	Italy CPT	Belgium
			2,65	2,95		UK
			1,15	1,28		Croatia
			2,82	3,14		Norway
		4-6 pc/kg	3,48	3,87 +		France
	Fresh - Fillets butterfly cut		5,00	5,56		
			6,82	7,59 +		
Mackerel/Maquereau/ Caballa <i>Scomber scombrus</i>	Whole	3-4 pc/kg	2,20	2,45	Spain FOB	Spain
		Large	0,80	0,89	Mauritania FOB	Mauritania
		Medium	0,75	0,83	for European market	
	Small	0,75	0,83			
Horse Mackerel/ Chincard/ Jurel <i>Trachurus spp</i>	Whole	> 24 cm/pc	1,23	1,37	Morocco FOB for European market	Morocco
Herring/Hareng/Arenque <i>Clupeidae</i>	Fresh - fillet		2,77	3,08	Italy CPT	Denmark
	Fresh - whole	250-300 g/pc	0,91	1,01	Russian Fed. wholesale Moscow	Russian Fed.
		> 350	1,52	1,69		
		250- 300 g/pc	0,70	0,78	Russian Fed. wholesale Vladivostok	
		> 300	0,90	0,70		
> 250	0,61	0,68				
	70-100 g/pc	0,38	0,42	Poland FOB	Baltic	



Fish Species Trade Name	Product Form	Grading	Price per kg		Reference & Area	Origin		
			As stated	EUR USD				
SMALL PELAGICS (cont.)						January 2020		
Sprat/Sprat/Espadin <i>Sprattus sprattus</i>	Fresh - whole		0,16	0,18 +	Poland FOB	Baltic		
Sardine/Sardine/ Sardina <i>Sardina pilchardus</i>	Fresh - whole		1,23	1,37 +	Italy CPT	Croatia		
			1,25	1,39		Spain		
			1,15	1,28		Italy		
			2,07	2,30		France		
	Fresh - fillet		4,33	4,82 -		FCA	UK	
			3,80	4,23 -			Spain	
			3,80	4,23			Croatia	
	Whole, IQF, 3% glaze H& G		1,75	1,95 +			France- wholesale	Italy
			6,00	6,67				France
Fresh- whole	2,50	2,78 +	France - wholesale	France				
Anchovy/Anchois/ Boquerón <i>Engraulis encrasicolus</i>	Fresh		3,20	3,56 +			Europe	
Horse Mackerel/ Chincard/ Jurel <i>Trachurus spp</i>	Fresh	> 250g	4,50	5,01 +				
CEPHALOPODS							January 2020	
Squid/Encornet/Calamar <i>Loligo spp.</i>	Whole	S (< 18 cm)	7,30	8,12 -	Italy CIF	South Africa		
		M (18-25)	8,50	9,46 =				
		L (25-30)	9,50	10,57 =				
		XL (>30)	9,50	10,57 =				
<i>Loligo vulgaris</i>	Fresh - whole	100-300 g/pc	16,45	18,30	FCA	Morocco		
		300-400	12,50	13,91				
		400-600	12,12	13,48 -				
		600-1000	13,50	15,02				
			12,30	13,68				
Squid/Encornet/Calamar <i>Loligo spp.</i>	Whole	2 small	3,85	4,28	Mauritania FOB for European market	Mauritania		
		3 small	3,65	4,06				
		4 small	3,50	3,89				
		small	5,75	6,40				
		medium	7,60	8,45				
		large	8,40	9,34				
Octopus/Poulpe/Pulpo <i>Octopus vulgaris</i>	Whole - FAS	T1	9,50	10,57 -	Morocco FOB, for Spanish market	Morocco		
		T2	8,75	9,73 -				
		T3	8,25	9,18 -				
		T4	7,75	8,62 -				
		T5	7,25	8,07 -				
Octopus/Poulpe/Pulpo <i>Octopus vulgaris</i>	Sushi slice 100% net weight	7 g/pc	14,84	16,50 -	Europe CFR	Indonesia		
		9	15,29	17,00 -				
	boiled cut 100% net weight		6,75	7,50 +				
	Flower type 90% net weight	1-2 kg/pc	7,20	8,00 +				
		>2	7,65	8,50 =				
	Frozen in land, pots and glaciers, 1" and 2"	T1-T8	T1	8,10	9,00	Mauritania FOB	Mauritania	
			T2	8,10	9,00			
			T3	8,10	9,00			
			T4	7,47	8,30			
T5			7,20	8,00				
T6			7,65	8,50				
T7			7,20	8,00				
T8			6,75	7,50				
Frozen on board	T1-T6	T1	7,65	8,50				
		T2	7,65	8,50				
		T3	7,65	8,50				
		T4	7,02	7,80				
		T5	6,75	7,50				
		T6	7,20	8,00				
FAS	T7-T8	T7	7,20	8,00				
		T8	6,75	7,50				



Fish Species Trade Name	Product Form	Grading	Price per kg		Reference & Area	Origin	
			As stated	EUR USD			
CEPHALOPODS (cont.)						January 2020	
Octopus/Poulpe/Pulpo <i>Octopus vulgaris</i>	Fresh		8,00	8,90	Italy CPT	Croatia	
			3,33	3,70	FCA	France	
			11,00	12,24 +	CPT	Italy	
		1-2	9,33	10,38 +	FCA	Spain	
		extra	11,35	12,63	CPT	Croatia	
		small	7,45	8,29			
		10% glaze	T3	8,42	9,37 -	EXW	Morocco
			T4	7,90	8,79 -		
			T5	7,14	7,94 -		
			T6	7,19	8,00 -		
	T7	7,14	7,94 -				
	Fresh		13,00	14,46 +	France, wholesale	Europe	
	Frozen		11,00	12,24 =			
Octopus/Poulpe/Pulpo <i>Eledone moschata</i>	Fresh - whole	Mixed	4,53	5,04 -	Italy CPT	Croatia	
		Small	7,93	8,82 +			
		Medium	5,53	6,15 +			
		Extra	10,43	11,60 =			
	Frozen- whole	50-100 g/pc	4,55	5,06	CFR	Yemen	
		100-200	5,53	6,15			
		200-300	5,53	6,15			
		300-500	5,53	6,15			
		400-600	5,53	6,15			
	600- 1000	5,53	6,15				
	500-1000	5,53	6,15				
	1000- 2000	5,53	6,15				
Cuttlefish/Seiche/ Sepia <i>Sepia spp.</i>	Frozen at land- whole block	100-200 g/pc	4,41	4,90	Vietnam CIF		
		200-300	4,41	4,90			
		>300	4,41	4,90			
	FAS- whole block	200-300 g/pc	4,27	4,75			
		300-500	4,27	4,75			
		500-1000	4,27	4,75			
		1000- 2000	4,27	4,75			
	Frozen- whole	200- 300 g/pc	4,27	4,75	Europe CIF		
300- 500		4,27	4,75				
500- 1000		4,27	4,75				
CRUSTACEANS						January 2020	
Whiteleg shrimp/ Crevette pattes blanches/Camarón patiblanco <i>Penaeus vannamei</i>	PD, chemical treatment 100% net weight treated with non-phosphate	31-40 pc/lb	8,01	8,90 -	Europe CFR	Indonesia	
		41-50	7,20	8,00 -			
		51-60	7,06	7,85 -			
		61-70	6,93	7,70 -			
		71-90	6,66	7,40 -			
		91-120	6,52	7,25 -			
		20- 30 pc/lb	7,83	8,70	Ecuador FOB	Ecuador	
		30- 40	6,07	6,75			
		40- 50	5,62	6,25			
		50- 60	5,31	5,90			
	60- 70	5,08	5,65				
	70- 80	4,90	5,45				
Argentine red shrimp/ /Camarón/langostin argentino <i>Pleoticus muelleri</i>	Head-on, shell-on	10-20 pc/kg	6,75	7,51	Spain EXW	Argentina	
		20-30	6,50	7,23			
		30-40	6,50	7,23			
		40-60	6,50	7,23			
Deep-water rose shrimp/ Crevette rose du large/ Gamba de altura/ <i>Parapenaeus longirostris</i>	Farmed, organic, cooked	20-30 pc/kg	26,00	28,92 =	France, wholesale	Madagascar	
		30-40	22,00	24,47 =			
	Farmed, cooked	40-50	16,50	18,36 =			
		40-50	15,50	17,24 =			
Norway lobster/ Langoustine/Cigala <i>Nephrops norvegicus</i>	Fresh - Whole, 4X1.5 kg	31-40	10,30	11,46	Spain DDP	Netherlands	
		41-50	8,52	9,48			
	Tails	40-60	13,35	14,85			
		Whole	00 pc/kg	17,25	19,19 =	Spain CIF	Scotland
		0	14,25	15,85 =			



Fish Species Trade Name	Product Form	Grading	Price per kg			Reference & Area	Origin
			As stated	EUR	USD		
CRUSTACEANS (cont.)							January 2020
Norway lobster/ Langoustine/Cigala <i>Nephrops norvegicus</i>	Whole	1	9,25	10,29	-	Spain CIF	Scotland
		2	5,25	5,84	-		
		3	4,75	5,28	=		
		4	4,40	4,89	=		
		5	4,15	4,62	=		
	Fresh - whole	4	26,25	29,20			
		10- 15	18,00	20,02			
		5-9 pc/kg	24,05	26,76			
		11-15	13,86	15,42			
		16-20	9,45	10,51			
Fresh - whole, headed	20-30	8,64	9,61				
	31-40	5,61	6,24				
	41-50	5,81	6,46				
	6-9 pc/kg	28,55	31,76	+			
	11-15	14,83	16,50	+			
European lobster/ Homard européen/ Bogavante <i>Homarus gammarus</i>	Live - bulk	400-600 g/pc	52,00	57,85	+	France delivered to French vivier	Ireland
		600-800	52,00	57,85	+		
	Fresh - whole	Large	27,50	30,59		Italy CPT	UK
		small	29,49	32,81			
		400-600 g/pc	28,16	31,33			
		600-800	19,19	21,35			
		800-1000	29,00	32,26			
	> 1kg	29,00	32,26				
	Live		14,00	15,57		Mauritania FOB for European market	Mauritania
American lobster/ Homard américain/ Bogavante americano <i>Homarus americanus</i>	Live hard shell	> 3000g	16,95	18,86		Canada FOB for European mkt	Canada
		450-550 g	16,19	18,01			USA
	Live soft shell		15,07	16,77			
			12,34	13,73			
	Popsicle	< 450 g/pc (canner size)	CAN 24,73	19,81	17,81		
> 450 (market size)	CAN 25,88	19,81	17,81				
American lobster/ Homard américain/ Bogavante americano <i>Homarus americanus</i>	Whole cooked netted lobster	< 450 g/pc (canner size)	CAN 19,50	14,93	13,42	Europe CIF	Canada
		> 450 g/pc (market size)	CAN 22,50	17,22	15,49		
	Tails	5-6 oz	14,17	15,75			
Caribbean spiny lobster/ Langouste blanche/ Langosta común del Caribe <i>Panulirus argus</i>	Whole, raw	7-9 oz	30,25	33,62			
		10-24 oz	28,27	31,42			
	Cooked		15,29	17,00			
Scalloped spiny lobster/ Langouste festonnée/ Langosta festoneada <i>Panulirus homarus</i>	Whole	100-200g	13,50	15,00			
		200-300	15,29	17,00			
		> 300	17,09	19,00			
	Whole, IWP	30-60 g/pc	14,39	16,00			
		60-120	14,39	16,00			
>120g	17,99	20,00					
Edible crab/Tourteau/ Buey de mar <i>Cancer pagurus</i>	Live, bulk	T2 (13-16 cm)	5,08	5,65	+		
		500-700g/pc	7,50	8,44	+		
		>1 kg	9,60	10,80	+		
Spinous spider crab/ Araignée européenne/ Centolla europea/ <i>Maja squinado</i>	Fresh - female		5,30	5,96			
			4,50	5,06			
	female		5,23	5,89	+		
		male	4,46	5,02	-		
	Fresh-female	small	2,87	3,23			
male		3,00	3,38	+			



Fish Species Trade Name	Product Form	Grading	Price per kg		Reference & Area	Origin	
			As stated	EUR USD			
BIVALVES							
						January 2020	
Oyster/Huitre/Ostra <i>Crassostrea gigas</i>	Live	No. 3	4.70	5.29 =	France prod. Price/ average export price	Ireland/France	
		60-100 g/pc	17.50	19.69	Spain CIF	Netherlands	
		Ostrea edulis	95-110 g/pc	17.65		19.86	Italy
			>130	14.62	16.45	Netherlands	
Musel/Moule/Mejillón <i>Mytilus edulis</i> <i>Mytilus galloprovincialis</i>	Live - Bottom mussel	Bulk	2.10	2.36 =	France wholesale	France	
			1.80	2.03 =		Netherlands	
	Live - Rope	60-80 pc/kg	2.00	2.25 =	Italy CPT	Spain	
			1.92	2.16		FCA	Italy
	Fresh - whole		2.25	2.53 +	CPT	Chile	
	Fresh - in skin		1.40	1.58 =			
Fresh		1.88	2.12 -	CIF			
<i>Mytilus chilensis</i>	IQF - shell-off, 7% glaze	200-300 pc/kg	3.20	3.60 +	Spain CIF	Ireland	
Razor shell/Couteau/ Navajas - <i>Solenidae</i>	Fresh	S	7.50	8.44 +	France wholesale	France	
		M	8.60	9.68 =			
		L	12.15	13.67			
	Live	10-12 cm/pc	3.80	4.28 =	Netherlands		
Great Atlantic scallop/ Coquille-St- Jacques/ Vieira <i>Pecten maximus</i>	Fresh whole shell, roe-on		4.00	4.50 -	France wholesale	France	
	Fresh whole shell, roe-off		4.00	4.50 -			
	Fresh, meat, roe-on		42.00	47.26 +			
	Frozen, meat, roe-on		28.00	31.51 =			
	Frozen, meat, roe-off		27.50	30.95 =	Retail	Europe	
	Fresh, whole shell, bulk, roe-on		43.47	48.92 +			
	Fresh, whole shell, bulk, roe-off		6.17	6.94 +			
SALMON							
						January 2020	
Atlantic salmon/ Saumon de l'Atlantique/ Salmón del Atlántico <i>Salmo salar</i>	Fresh - gutted, head-on	2-3 kg/pc	7.40	8.23 +	France wholesale	Norway	
		3-4	9.00	10.01 +			
		4-5	9.50	10.57 +			
		5-6	9.50	10.57 +			
		6-7	10.00	11.12 +			
		2-3 kg/pc	7.50	8.34 +			
		Superior quality	11.50	12.79 +			
		Smoked- Fillet, vacuum reconstituted sides	1-2 kg/pc	30.50			33.93 =
		Fresh- Fillet	3-4 kg/pc	16.00			17.80 +
		Smoked- Fillet, vacuum reconstituted sides	1-2 kg/pc	30.00			33.37 =
	Fresh - gutted, head-on	1-2 kg/pc	NOK 52.55	5.31 5.92 +	Norway FOB	Norway	
		2-3	NOK 64.23	6.49 7.24 +			
		3-4	NOK 72.31	7.31 8.15 +			
		4-5	NOK 77.35	7.82 8.71 +			
		5-6	NOK 87.18	8.81 9.82 +			
6-7		NOK 97.56	9.86 10.99 +				
7-8		NOK 98.37	9.94 11.08 +				
8-9		NOK 99.31	10.04 11.19 +				
> 9	NOK 97.71	9.88 11.01 +					
Fresh	3-4 kg/pc	6.90	7.68	Spain CFR	Norway		
		11.95	13.29 *				
gutted, head-on	4-5 kg/pc	5.45	6.06	Tunisia CFR			
	5-6	7.85	8.73				
IQF - salmon slices		9.73	10.82	Europe CFR			
Fresh - salmon cubes 8x8x8		9.73	10.82				
Fresh - Whole - Superior	2-3 kg/pc	6.42	7.14 -	Italy DDP	Norway		
	3-4	7.00	7.79 -				
	4-5	7.34	8.17 -				
	5-6	7.78	8.66 -				
	6-7	7.61	8.47 -				
	7-8	7.69	8.55 +				
	8-9	7.05	7.84 -				
	9-10	9.20	10.23 +				



Fish Species Trade Name	Product Form	Grading	Price per kg		Reference & Area	Origin	
			As stated	EUR USD			
SALMON (cont.)						January 2020	
Atlantic salmon/ Saumon de l'Atlantique/ Salmón del Atlántico <i>Salmo salar</i>	Fresh- Whole	3-4	6,87	7,64 -	Italy DDP	Norway	
		4-5	7,26	8,08 -			
		5-6	7,62	8,48 +			
	Fillet, cooked		5,09	5,66	FCA	Italy	
IQF portion, 10% glazing	100-150 g/pc	10,00	11,12 =	Denmark			
TROUT						January 2020	
Rainbow trout/ Truite arc-en-ciel/ Trucha arco iris <i>Oncorhynchus mykiss</i>	Fresh	300-400 g/pc	4,00	4,45 =	Italy CPT	Italy	
		Gutted	150-300 g/pc	4,70			5,23
		300-500 g/pc	5,00	5,56 =			
	Fresh- whole		6,50	7,23 +	France wholesale	France	
		Fillet	10,00	11,12 +			
		Fillet, smoked	26,00	28,92 =			
Whole, gutted, bulk		12,47	13,87 +	Retail			
FRESHWATER FISH						January 2020	
Arctic char/omble-chevalier/ Trucha alpina <i>Salvelinus alpinus</i>	Fresh- whole		9,00	10,01 =	France wholesale	Europe	
Nile perch/Perche du Nil/Perca del Nilo <i>Lates niloticus</i>	Fillet - skinless	300-500 g/pc	4,95	5,50	EU CFR	Uganda	
		Interleaved, 100% net weight	500-1000	5,80			6,45
	Fresh whole	200-400 g/pc	2,56	2,85	Italy FCA	Tanzania	
		yellow	200-400 g/pc	3,68			4,09
		red	200-400 g/pc	2,63			2,93
		green	200-400 g/pc	3,64			4,05
Fresh fillet	200-400 g/pc	5,27	5,86				
	400-700	3,63	4,04				
Pike perch/Sandre/ - Lucioperca <i>Sander lucioperca</i>	Fillet - skinless, PBI, IWP	500-1000 g/pc	5,80	6,45	Spain CFR	Europe	
		Fresh- whole	Average size	10,50			11,68 =
	Fillet		13,50	15,02 +	France wholesale	Europe	
	Fresh- whole	2-3 kg	5,50	6,12			
Nile Tilapia/Tilapia du Nil/Tilapia del Nilo <i>Oreochromis niloticus</i>	Fillet - skinless, IQF, PBO non-treated, 10% glaze	5-7 oz/pc	3,85	4,00	Spain CFR	China	
Pangasius <i>Pangasius hypophthalmus</i>	Fillet, thawed		4,30	4,78	Italy CIF	Viet Nam	
NON-TRADITIONAL SPECIES						January 2020	
Sturgeon/Sturgeon/ Esturione <i>Acipenseridae</i>	Frozen - Whole	1,5-2 kg/pc	6,50	7,23 +	France CIF	France	
		Gutted	5-7 kg/pc	7,50			8,34 +
	Fillet	200-300 g/pc	15,00	16,69 +			
		800-1000	15,00	16,69 +			
<i>A. baeri</i>	Caviar (Aquitaine) metal boxes		9,80	10,90			
Ribbonfish <i>Trichiurus lepturus</i>	Whole, IWP	300-1500 g/pc	2,50	2,78	Europe CFR	Senegal	
		100-200 g/pc	3,24	3,60	Taiwan CIF	Yemen	
		200-300	3,69	4,10			
		300-500	3,69	4,10			
		500-700	3,69	4,10			
700-1000	3,69	4,10					
European eel/ Anguille d'Europe/ Anguilla europea <i>Anguilla anguilla</i>	Smoked	Medium	47,00	52,29 =	France wholesale	Europe	
Dusky grouper Mérou noir/Mero moreno <i>Epinephelus marginatus</i>	H&G	3-5 kg/pc	5,40	6,00 +	Europe CIF	Yemen	
		> 5	4,50	5,00 -			
	IWP, gutted	> 3 kg/pc	4,50	5,00	Italy CPT	Senegal	
	Fresh whole	10-20 kg/pc	10,74	11,95 +			
1-2		13,00	14,46				
2-4		13,89	15,45 +				
> 20	10,10	11,24 -					
White grouper/ Merou blanc/Cherna de ley <i>Epinephelus aeneus</i>	Whole, gutted	3-5 kg/pc	5,85	6,50	France wholesale	Europe	
		5-10	4,95	5,50			
		> 10	4,95	5,50			
	Whole	1- 2 kg/pc	10,29	11,45 +			
		2- 4	10,34	11,50 +			
4- 7	10,41	11,58 +					



Fish Species Trade Name	Product Form	Grading	Price per kg		Reference & Area	Origin
			As stated	EUR USD		
NON-TRADITIONAL SPECIES (cont.)						January 2020
Crimson jobfish Colas fil/Panchito hebra, <i>Pristipomoides filamentosus</i>	Whole, gutted	2- 3 kg/pc	3.01	3,35	Europe CIF	Yemen
		3- 5	3.10	3,45		
		5- 10	3.10	3,45		
Spangled emperor/ Empereur moris/ Emperador relámpago <i>Lethrinus nebulosus</i>	Whole, gutted IQF, H&G	3-5 kg/pc	2.64	2,93		
		> 5	2.64	2,93		
		3-5	4.05	4,50		
Common dolphinfish (Mahi Mahi)/Coryphène commune/ Lampuga <i>Coryphaena hippurus</i>	Whole, gutted	2-3 kg/pc	2.74	3,05		
		3- 5	2.74	3,05		
		5- 10	2.74	3,05		
SEABASS/SEABREAM/ MEAGRE						January 2020
Seabass/Bar, Loup/Lubina <i>Dicentrarchus labrax</i>	Fresh - whole farmed	200-300 g/pc	3.00	3.34 =	Greece FOB	Greece
		300-450	3.40	3.78 =		
		450-600	3.70	4.12 =		
		600-800	4.90	5.45 =		
		800-1000	6.00	6.67 =		
		> 1000	8.00	8.90 =		
		200-300 g/pc	3.20	3.56 =	Italy CIF	
		300-450	3.60	4.00 =		
		450-600	3.90	4.34 =		
		600-800	5.10	5.67 =		
		800-1000	6.20	6.90 =		
		> 1000	8.20	9.12 =		
	Fresh - whole farmed	200-300 g/pc	3.25	3.62 =	France CIF	
		300-450	3.65	4.06 =		
		450-600	3.95	4.39 =		
		600-800	5.15	5.73 =		
		800-1000	6.25	6.95 =		
		> 1000	8.25	9.18 =		
		200-300 g/pc	3.24	3.60 =	Spain CIF	
		300-450	3.64	4.05 =		
		450-600	3.94	4.38 =		
		600-800	5.14	5.72 =		
		800-1000	6.24	6.94 =		
		> 1000	8.24	9.17 =		
200-300 g/pc	3.27	3.64 =	Germany CIF			
300-450	3.67	4.08 =				
450-600	3.97	4.42 =				
600-800	5.17	5.75 =				
800-1000	6.27	6.98 =				
> 1000	8.27	9.20 =				
200-300 g/pc	3.25	3.62 =	Portugal CIF			
300-450	3.65	4.06 =				
450-600	3.95	4.39 =				
600-800	5.15	5.73 =				
800-1000	6.25	6.95 =				
> 1000	8.25	9.18 =				
200-300 g/pc	3.43	3.82 =	UK CIF			
300-450	3.83	4.26 =				
450-600	4.13	4.59 =				
600-800	5.33	5.93 =				
800-1000	6.43	7.15 =				
> 1000	8.43	9.38 =				
200-300 g/pc	2.93	3.26 +	Italy FCA	Greece		
300-450	3.32	3.69 -				
450-600	3.80	4.23 +				
600-800	5.13	5.71 +				
800-1000	6.66	7.41 +				
1000-1500	8.11	9.02 +				
1500- 2000	9.30	10.35 -				
> 2000	13.65	15.19 +				



Fish Species Trade Name	Product Form	Grading	Price per kg		Reference & Area	Origin			
			As stated	EUR USD					
SEABASS/SEABREAM/ MEAGRE (cont.)						January 2020			
Seabass/Bar, Loup/Lubina <i>Dicentrarchus labrax</i>	Fresh - whole farmed	200-300 g/pc	4,50	5.01	Spain CIF	Canary Island (Spain)			
		300-400	4,50	5.01					
		400-600	4,00	4.45					
		600-800	4,30	4.78					
		800-1000	5,50	6.12					
		1000-1500	9,12	10.15					
	Wild	1500-20000	12,50	13.91	France				
		1000-2000 g/pc	10,80	12.01					
		2000-3000	11,80	13.13					
	Fresh - whole - wild Mediterranean Farmed - Orbetello	600-800	3000-4000	14,30	15.91	Italy CPT	Egypt		
			800-1000	10,00	11.12 +				
			1000-2000	10,17	11.31 +				
Large		> 2000	11,43	12.72 +	FCA	Italy			
		Medium	11,49	12.78 +					
		Small	10,70	11.90 =					
Gilthead seabream/ Dorade royale/Dorada <i>Sparus aurata</i>	Fresh - whole farmed	200-300 g/pc	4,00	4.45 =	Greece FOB	Greece			
		300-450	4,30	4.78 =					
		450-600	4,50	5.01 =					
		600-800	5,30	5.90 =					
		800-1000	6,50	7.23 =					
		> 1000	8,50	9.46 =					
		200-300 g/pc	200-300 g/pc	4,20			4.67 =	Italy CIF	
			300-450	4,50			5.01 =		
			450-600	4,70			5.23 =		
			600-800	5,50			6.12 =		
			800-1000	6,70			7.45 =		
			> 1000	8,70			9.68 =		
	200-300 g/pc	200-300 g/pc	4,25	4.73 =	France CIF				
		300-450	4,55	5.06 =					
		450-600	4,75	5.28 =					
		600-800	5,55	6.17 =					
		800-1000	6,75	7.51 =					
		> 1000	8,75	9.73 =					
	200-300 g/pc	200-300 g/pc	4,24	4.72 =	Spain CIF				
		300-450	4,54	5.05 =					
		450-600	4,74	5.27 =					
		600-800	5,54	6.16 =					
		800-1000	6,74	7.50 =					
		> 1000	8,74	9.72 =					
Gilthead seabream/ Dorade royale/Dorada <i>Sparus aurata</i>	Fresh - whole farmed	200-300 g/pc	4,27	4.75 =	Germany CIF	Greece			
		300-450	4,57	5.08 =					
		450-600	4,77	5.31 =					
		600-800	5,57	6.20 =					
		800-1000	6,77	7.53 =					
		> 1000	8,77	9.76 =					
	200-300 g/pc	200-300 g/pc	4,25	4.73 =	Portugal CIF				
		300-450	4,55	5.06 =					
		450-600	4,75	5.28 =					
		600-800	5,55	6.17 =					
		800-1000	6,75	7.51 =					
		> 1000	8,75	9.73 =					
200-300 g/pc	200-300 g/pc	4,43	4.93 =	UK CIF					
	300-450	4,73	5.26 =						
	450-600	4,93	5.48 =						
	600-800	5,73	6.37 =						
	800-1000	6,93	7.71 =						
	> 1000	8,93	9.93 =						



Fish Species Trade Name	Product Form	Grading	Price per kg		Reference & Area	Origin
			As stated	EUR USD		
SEABASS/SEABREAM/ MEAGRE (cont.)						January 2020
Gilthead seabream/ Dorade royale/Dorada <i>Sparus aurata</i>	wild	600-800 g/pc	16,31	18.14	Italy FCA	Morocco
		800-1000	19,67	21.88 +		
		1000-2000	21,20	23.58 +		
		> 2000	18,51	20.59		
	farmed	200-300 g/pc	3,91	4.35 -	CPT	Greece
		300-400	3,96	4.41 -		
		400-600	3,95	4.39 -		
	wild	400-600 g/pc	9,50	10.57 -	CPT	Egypt
		600-800	10,21	11.36 +		
		800-1000	10,33	11.49 +		
	farmed Orbetello	Large	10,70	11.90 =	FCA	Italy
		Medium	9,70	10.79 =		
1-2 kg/pc		12,40	13.79 =			
Wild	600-800 g/pc	16,35	18.19	CPT	Morocco	
	1000-2000	15,84	17.62 -			
	2000-3000	17,32	19.27 +			
White seabream/Sar/Sargo <i>Diplodus sargus</i>	Fresh farmed	300-500 g/pc	6,20	6.90	Italy CPT	Senegal
			7,15	7.95		Spain
Japanese threadfin bream/ Cohana japonaise/ Baga japonesa <i>Nemipterus japonicus</i>	Whole	100-200 g/pc	1.75	1.95	Vietnam CIF	Yemen
		200- 300	2.02	2.25		
		300- 500	2.02	2.25		
	Whole, frozen at sea, block	100- 200 g/pc	2.48	2.76	USA CIF	
		> 200	2.84	3.16		
Santer seabream/ Denté nufar/Dentón nufar <i>Cheimerius nufar</i>		500-1000 g/pc	6,96	7.74	Italy CPT	Oman
		1000-2000	6,96	7.74		
Meagre/Maigre commun/Corvina <i>Argyrosomus regius</i>	Fresh - Whole farmed	500-1000 g/pc	5,25	5.84 -	Italy FCA	Greece
		1000-2000	5,33	5.93 +		
		> 2000	5,12	5.70 -		
		> 3000	6,47	7.20 -		
		> 2000 g/pc	7,57	8.42		
	wild	600-800 g/pc	6,30	7.01	CIF	Egypt
		800-1000	6,20	6.90 +	CPT	
		1000-2000	6,49	7.22 +		
		2000-4000	6,87	7.64 +		
		> 1000 g/pc	10,50	11.68 +	France wholesale	



The European Fish Price Report is a monthly **GLOBEFISH** publication. This issue was prepared by Helga Josupeit, Nada Bougouss, Felix Dent, and Alessia Capasso.

PRICE REFERENCE (INCOTERMS 2010)

CFR	Cost and Freight
CIF	Cost, Insurance and Freight
CIP	Carriage and Insurance Paid To
CPT	Carriage Paid To
DAT	Delivered at Terminal
DAP	Delivered at Place
DDP	Delivered Duty Paid
EXW	Ex Works
FCA	Free Carrier
FAS	Free Alongside Ship
FOB	Free on Board

PRODUCT FORM

C&P	Cooked and Peeled
FAS	Frozen at Sea
H&G	Headed and Gutted
HOG	Head on Gutted (salmon)
IQF	Individually Quick Frozen
IWP	Individually Wrapped Pack
PBI	Pinbone In
PBO	Pinbone Off
PD	Peeled and Deveined
PTO	Peeled Tail On
PUD	Peeled, Undeveined

CURRENCY RATES

		US\$	EUR
Canada	CAD	1.31	1.45
Hungary	HUF	298.88	332.77
Norway	NOK	8.88	9.89
USA	USD		1.11
EU	EUR	0.90	
Denmark	DKK	6.72	7.47
Russia	RUR	61.48	68.24

Exchange Rates 14.01.2020

SYMBOLS

- + Price increased in original currency since last report
- Price decreased in original currency since last report
- = Updated but unchanged price
- * New insertion
- Not updated since last issue

**GLOBEFISH Market Reports are available from the GLOBEFISH web site:
www.fao.org/in-action/globefish**



**Food and Agriculture
Organization of the
United Nations**

Food and Agriculture Organization of the United Nations
Fisheries and Aquaculture Policy and Resources Division
Products, Trade and Marketing Branch

Viale delle Terme di Caracalla

00153 Rome, Italy

Tel +39 06 5705 2884

www.fao.org/in-action/globefish

 @FAOfish #FAOglobefish

