



Food and Agriculture
Organization of the
United Nations

EUROPEAN PRICE REPORT



Issue 11/2020 November 2020

Latest trends

The lockdowns imposed in various European countries in response to a second wave of COVID-19 infections are having a strong negative impact on demand for seafood. Prices of fishery products destined for the restaurant sector, such as shrimp, mussels and squid, are in free fall. Traders are relatively more prepared compared with the first wave earlier this year, however, and in most cases are swiftly adapting to the new market environment. Alternative marketing channels have emerged, and the focus is shifting towards home delivery. However, the shift in consumer preferences towards frozen products at the expense of fresh products is creating challenges for some suppliers.

Typically, November is when many buyers are looking to stock up for the New Year, but this year most are far more careful than usual because of the uncertainties associated with the COVID-19 lockdowns.

GROUND FISH

The European cod market has been impacted by the decision of the Dutch health authorities not to certify cod intended for export to China coming from third countries, such as Norway and the Russian Federation. The full effect on the European market is still to be felt, however, as a high proportion of cod exports to China eventually return in processed form to European markets. The change in policy was triggered by worries of Chinese importers about traces of COVID-19 virus found on frozen packages certified by Dutch authorities.

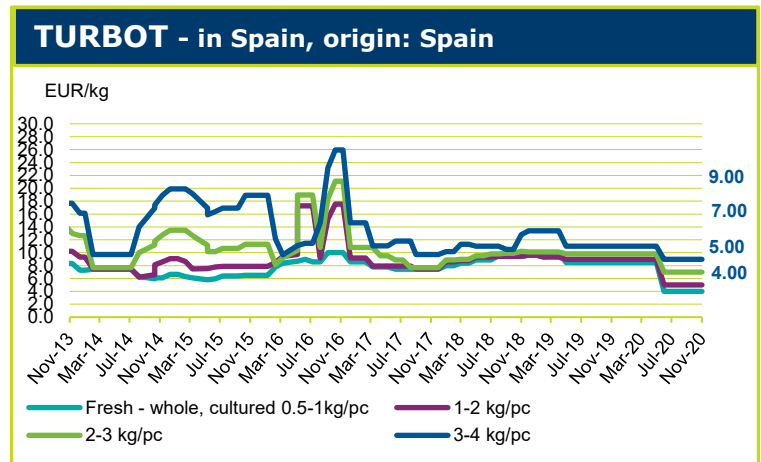
Index for prices

Groundfish	8
Flatfish	9
Tuna	10
Small Pelagics	10
Cephalopods	11
Crustaceans	12
Bivalves	14
Salmon	14
Trout	15
Freshwater fish	15
Non Traditional Species	15
Seabass-Seabream-Meagre	16

The **European Fish Price Report**, based on information supplied by industry correspondents, aims to provide guidance on broad price trends. Price information is indicative and should be used only for forecasting medium- and long-term trends. FAO is not responsible for any errors or omissions.

There have been some unprecedented trends in the consumption of wet-salted cod fillets from frozen raw material (*Gadus macrocephalus*), and of wet-salted cod fillets (*Gadus morhua*) from fresh raw material of Faroese and Icelandic origin this year. The second wave of COVID-19 is hitting the markets and all of Europe is suffering as a result. The restrictions imposed by various governments are translating into a generally cautious attitude amongst the major market players, and the uncertainties associated with this pandemic continue to threaten entire economies.

In the case of the food industry, the situation can be divided into two sides. On one side, supermarket chains will most likely continue to buy as they did during the previous wave of the virus, but on the other side, restaurants are too afraid to invest. Prices of raw material will mirror this general instability and we can expect strong downward or upward price fluctuations.

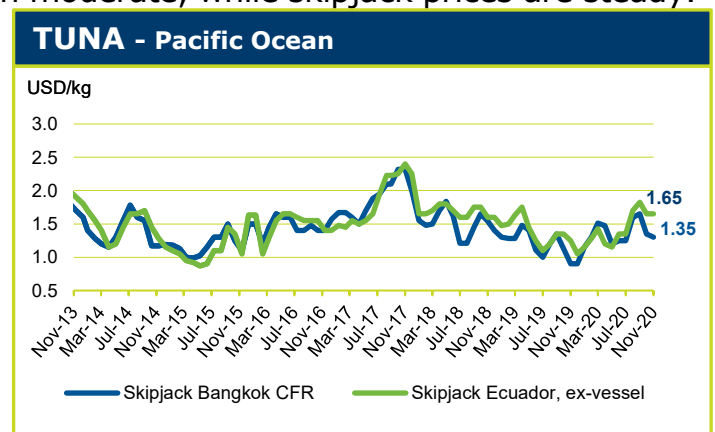


TUNA - BILLFISHES

Demand for canned tuna in the European market is reported to be very slow at present.

Meanwhile, fishing in the Western and Central Pacific (WCP) is reportedly improving. Raw material inventories at Thai canneries remain moderate, while skipjack prices are steady.

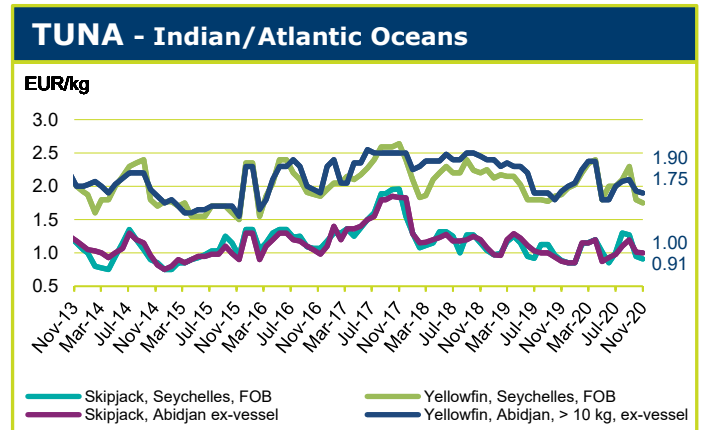
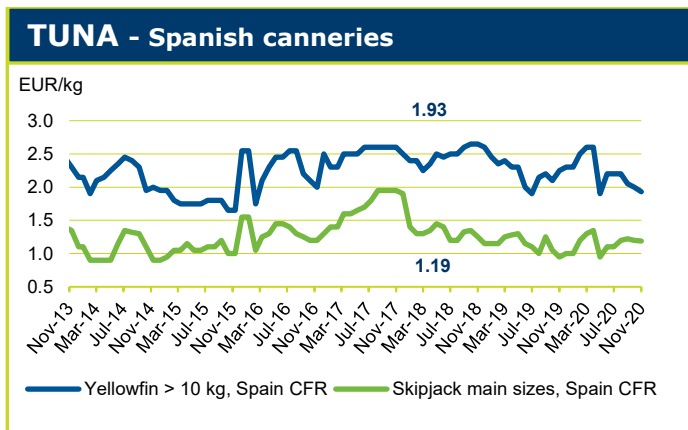
Catch rates in the Indian Ocean remain moderate-to-good while raw material inventories at local canneries remain healthy. Carrier transshipment activity is high, with catches being diverted to other markets. It has been reported that some fleets will stop fishing in the second half of November due to exhaustion of the yellowfin quota. Both skipjack and yellowfin prices have fallen slightly.



The second IATTC 'veda' commenced on 9 November and will be in force until 19 January 2021. About 54 percent of the Eastern Pacific Fleet has opted to be tied up during this period. While fishing remains moderate, there has been an increase in unloading activities as fishing vessels return for tie up. Raw material inventories at local canneries remain moderate. Several carriers are arriving from the WCP, Indian and Atlantic Oceans to supplement local catches, as prices are USD 350 higher in Manta than in Bangkok.

There is no change reported in the Atlantic Ocean, with both fishing and raw material inventories remaining moderate. Skipjack and yellowfin prices have fallen slightly.

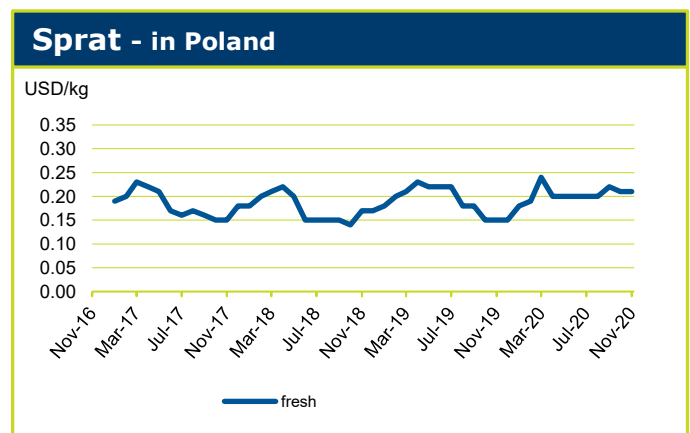
European prices for skipjack have increased slightly while yellowfin prices continue to fall due to low demand. Market prices for cooked, single cleaned skipjack loins have fallen somewhat.



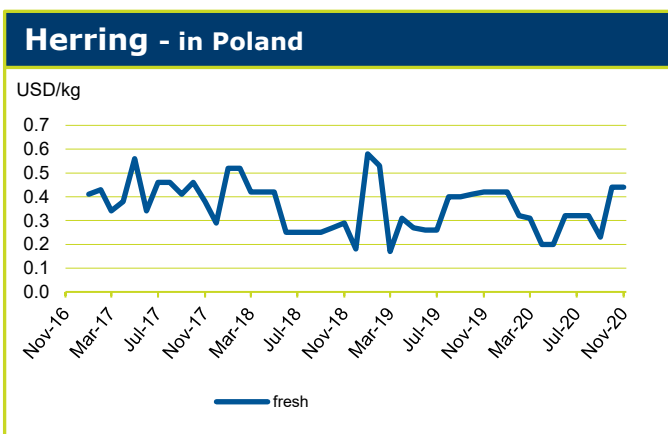
SMALL PELAGICS

Demand for herring in Poland has been strong during November. As a result, prices have stayed stable at their present high levels. However, demand for sprat has reportedly weakened.

Inventories of mackerel in North Atlantic fishing nations are relatively low, and at the same time, demand is good in most major markets. Consequently, prices are high, although not as high as last year. In the autumn of 2019, first-hand mackerel prices to Norwegian fishermen peaked at NOK 16.00 per kg. Later, prices dropped to around NOK 13.00 per kg, which is still reasonably good. Observers now expect prices to stay around that level throughout the remainder of the year. Demand for frozen mackerel is firm, partly due to the COVID-19 pandemic, as consumers have been buying more frozen fish in general.



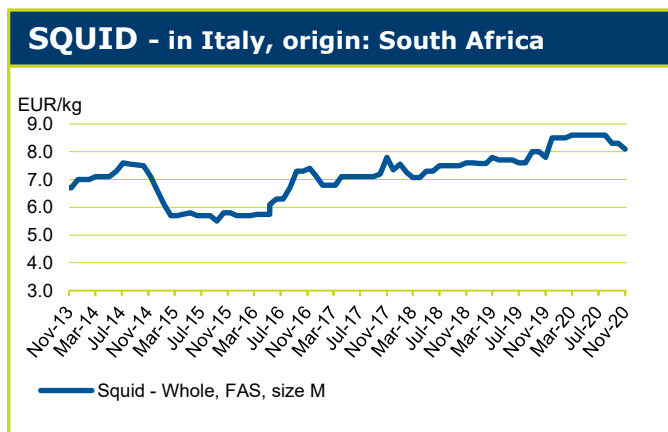
Norwegian exports of frozen whole mackerel during the first nine months of 2020 increased by an impressive 28 percent compared with the same period last year, to 130 000 tonnes. Exports to the main markets, China and the Republic of Korea, contracted, while exports to Japan went up by 24 percent. Frozen mackerel is generally not an important export item to European countries, but exports increased to Lithuania, Poland, and the Netherlands. Despite the strong demand, the unit value of Norwegian frozen mackerel exports declined by 8 percent between 2019 and 2020 to USD 1.75 per kg.



CEPHALOPODS

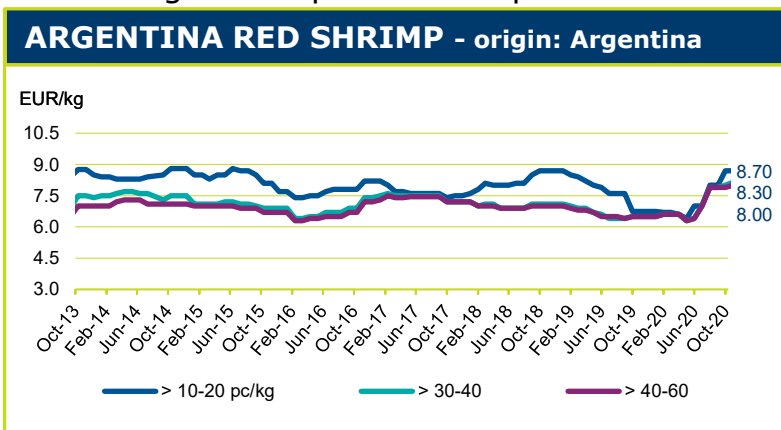
COVID-19 has strongly impacted the squid market in Spain. Due to the lockdown earlier this year, imports of squid contracted by 10 percent from 200 000 tonnes in the first eight months of 2019 to 180 000 tonnes in the first eight months of 2020. Despite lower demand, the unit value of these imports increased slightly from USD 4.20 to USD 4.30 per kg. The price has increased mainly due to higher demand in the summer months, when domestic tourism fostered restaurant demand for squid products. The overall decline in imports was triggered by less squid arriving from the Falkland Islands/Malvinas.

Octopus was in ample supply in mid-2020 due to higher production in Morocco, which led to reduced prices. At present prices are recovering, despite the partial lockdown of restaurants, and Indonesian octopus exporters report improving demand in European markets.



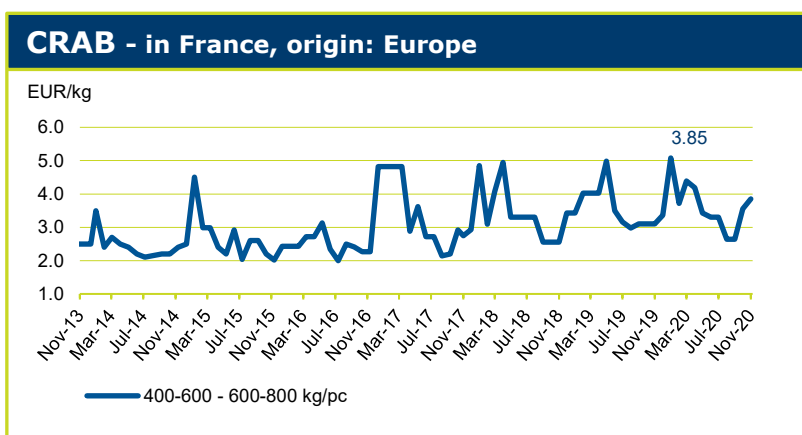
CRUSTACEANS

At the end of October, the shrimp fishing season ended in Argentina, with a much lower output (-20 percent) than in 2019. The freezing fleet reported a 50 percent reduction in production. The fresh shrimp campaign had a late start in Chubut province. All these issues resulted in very limited offers and widespread price increases. This was especially true in Europe where, despite limited food service demand, other outlets such as supermarkets are looking for shrimp for Christmas sales.



Meanwhile, production in Indonesia is reportedly in line with demand, and traders are focusing on sales for the New Year.

Ecuadorian shrimp, which had experienced an increase in price during the third quarter of 2020, has been impacted by the lockdown of the restaurant sector, leading to a free fall in price levels. As this is the period when importers are usually buying for Christmas and year-end consumption, it is likely that this negative trend will continue well into 2021.



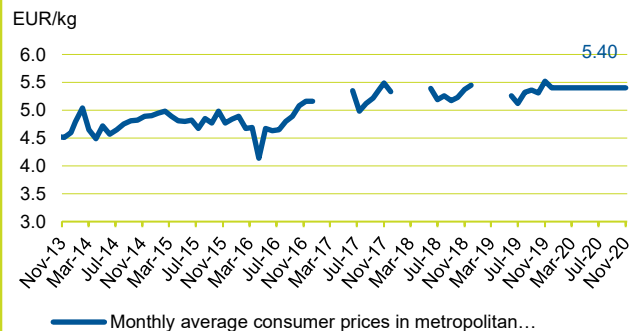
Crab and lobster sales are heavily dependent on restaurant sales, which have not yet reached pre-COVID-19 levels. With the renewed closure of restaurants, demand is expected to weaken once again.

Overall, all lobster products are expected to be in short supply this year and prices will keep increasing towards the end of the season as weather conditions deteriorate through fall and winter.

BIVALVES

Due to a significant rise in COVID-19 cases during the autumn, France closed restaurants and bars again from 30 October to 1 December. This will obviously have a negative impact again on shellfish sales. French bouchot mussels are widely available in France as we remain in the production season. Meanwhile, oyster producers were disappointed with the restaurant closures in France, and end-of-year oyster sales are unlikely to be good in view of the overall gloomy economic situation.

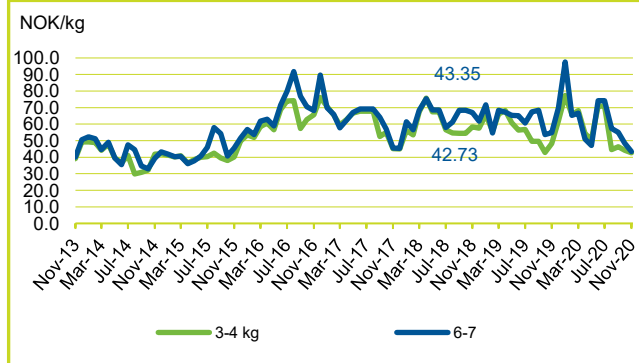
MUSSEL BOUCHOT - in France



SALMON

The return of several important European salmon markets into various states of lockdown has halted the recovery of the HORECA sector in its tracks and depressed overall demand for salmon. Exporters are heavily dependent on demand from processors supplying the retail sector, and their focus is narrowing to target core European markets. This situation has seen prices for farmed Atlantics flatline at low levels, with the NASDAQ Salmon Index remaining steady in the low NOK 40s for the first half of November. In week 45, the index was at NOK 42.49 per kg for fresh farmed Atlantics out of Norway (HOG), a 2 percent drop from one month prior and a 12 percent drop compared with 3 months prior.

Salmon - origin: Norway



According to Norwegian traders, prices for larger fish (6+ kg) have been particularly affected, as these sizes are usually destined for Asian markets which are not importing a lot of Norwegian salmon at present. At

the same time, however, a broadly weaker Norwegian krone is buffering the impact of the new lockdowns and Norwegian seafood export revenues have not been severely reduced compared with last year. According to the most recent figures from the Norwegian Seafood Council (NSC), Norway exported more salmon in volume terms than ever before in October this year, a total of 120 000 tonnes worth NOK 6.5 billion. This is a 4 percent increase in volume and a 2 percent drop in value terms compared with the same month in 2019. In Scotland, after a record-breaking year for salmon

exports in 2019, prices in late 2020 are languishing at low levels in line with their Norwegian counterparts. Scottish industry representatives are currently trying to negotiate a 6-month post-Brexit grace period with the EU, during which export certificates would be waived.

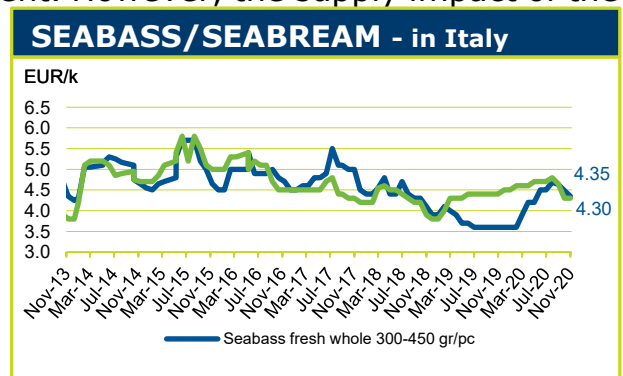
The emergence of a strong second wave of the COVID-19 pandemic has worsened the outlook for the European farmed salmon sector, and forward markets have adjusted accordingly. At FishPool, forward prices for November and December 2020 now stand at NOK 43.50 and NOK 53.80 per kg respectively. Marketers are shifting their focus towards European retailers as more distant export markets are increasingly marked by uncertainty and weak demand. For 2021, global production growth is expected to slow on the back of a steep decline in Chilean harvests, which should prop up prices at somewhat higher levels. In the shorter term, end-of-year demand should lift prices from their current lows, but the peaks of recent years are very unlikely to be achieved.

TROUT

According to the NSC, farmed trout export volumes out of Norway increased 6 percent in October, to 7 100 tonnes. Value for the month remained flat year-on-year. Supply in the first half of 2020 was significantly higher than the previous year, but biomasses are now shrinking rapidly at Norwegian farms and lower harvest volumes can be expected in the medium term. Prices for fresh trout (HOG) fell 6 percent year-on-year in week 44, to NOK 48.94 per kg.

SEABASS SEABREAM

Prices for Mediterranean farmed bass and bream have fallen as key European market reintroduce lockdowns measures in response to the re-emergence of a second wave of COVID-19 infections across the European continent. However, the supply impact of the loss of a large proportion of the biomass at Spanish farms during Storm Gloria earlier this year continues to support prices at reasonable levels despite the dampening effects of the pandemic on demand from the HORECA sector. Prices for 350-400 g fresh whole bream from Greece on the Italian market averaged EUR 4.30 per kg in November, compared with EUR 4.40 per kg in the same month last year. For bass, tighter supply has had a significantly more pronounced effect on prices, with sales prices for 340-400 g Greek fish averaging EUR 4.30 per kg in Italy in November, 0.70 per kg higher than the same month in 2019





Fish Species Trade Name	Product Form	Grading	Price per kg			Reference & Area	Origin	
			As stated	EUR	USD			
GROUND FISH								
November 2020								
Cod/Cabillaud, Morue/ Bacalao <i>Gadus morhua</i>	Fresh gutted			1.75	2.07	Poland FOB	Baltic Sea	
	Fresh - fillet	200-400 g/pc		7.22	8.49	Italy CPT	Denmark	
	Fresh - Whole	1-2 kg/pc		7.35	8.65	DDP CIF DDP CIF		
				8.49	9.99			
	Fresh - fillet	100-200 g/pc		8.61	10.13			Poland
		200-400		11.09	13.04			
	Fillet - wet salted - 1st quality produced from fresh raw material	700-1000 g/pc		10.00	11.76 +			Iceland
	Portion single frozen, 10% glaze	100-150 g/pc		9.15	10.76			
Stockfish	700 g/pc		25.00	23.00 +			Norway	
	Fillet - wet salted - 1st quality produced from frozen raw material	400-700 g/pc		8.60	10.12 -			Denmark
Hake/Merlu/Merluza <i>Merluccius capensis</i>	Minced block			2.02	2.38 =	Namibia FOB for Spanish market	Namibia	
	IQF portion, trapeze	90-110 g/pc		7.95	9.35 =	Italy CIF		
	Fillets, skin-on, interleaved, frozen on board	115-170 g/pc		3.88	4.56	Spain FOB	Spain	
		170-225		4.09	4.81			
	Fillets, skinless, interleaved frozen on board	55-115 g/pc		3.89	4.58	Italy CPT	Croatia	
		115-170		3.98	4.68			
	land frozen	170-225		4.59	5.40			
	H&G, IWP, frozen on board	400-600		2.78	3.27			
		600-900		3.19	3.75			
	Fresh - whole	100-200 g/pc		4.92	5.79			
200-300			4.33	5.10				
Fresh - gutted	100-200 g/pc		4.93	5.80				
	200-300		4.50	5.29				
H&G, IQF	1-1.5 kg/pc		2.75	3.24	Spain FOB	Spain		
	1.5-2		3.35	3.94				
	2-2.5		3.69	4.34				
H&G	> 200 g/pc		1.35	1.59	USA EXW	USA		
	150-250		1.53	1.80				
	250-450		1.64	1.93				
	300-450		1.99	2.34				
H&G, interleaved	100-200 g/pc		1.62	1.91 =				
	200-300		1.63	1.92 =				
	350-450		2.19	2.58 =				
	450-700		2.19	2.58 =				
	700-900		2.58	3.04 =				
	900-12000		2.69	3.16 =				
Fillets, skinless, interleaved	60-110 g/pc		3.45	4.06 =				
	120-170		3.65	4.29 =				
Fillets, skin-on, interleaed	60-120 g/pc		2.72	3.20 =				
Fillet, PBO			2.80	3.30 =				
	Minced block		1.95	2.30 =				
Alaska pollack/Lieu de l'Alaska/Colin de Alaska <i>Theragra chalcogramma</i>	H&G	>25	RUB 93.00	1.03	1.21 +	Russian Fed. wholesale Vladivostok	Russian Fed.	
		>30		0.81	0.95			
		>25		1.59	1.87	wholesale Moscow		
Haddock/Eglefin/Eglofino <i>Melanogrammus aeglefinus</i>	H&G	< 0.8 kg/pc	NOK 26.50	2.48	2.92	Sweden FCA	Norway	
Ling/Lingue franche/ Maruca <i>Molva molva</i>	Fillet - wet salted Produced from fresh raw material 1st quality	1-1.5 kg/pc		4.90	5.76 -	Italy DDP	Faeroe Islands	
Monkfish/Baudroie/ Rape <i>Lophius spp.</i>	Fresh - Tail	< 0.3 kg/pc		5.79	6.81	Italy CPT	UK	
		0.3-0.5		6.46	7.60			
		0.5-1		9.37	11.02			
		1-2		9.57	11.25			
		> 2		9.90	11.64			
Tails	300-800 g/pc		4.25	5.00	Spain FOB	Spain		
	500-1000		5.25	6.18				
	900-1500		6.25	7.35				
Blue whiting/Merlan bleu/ Bacaladilla <i>Micromesistius poutassou</i>	Landfrozen, IQF	8-10 pc/kg		0.78	0.92 +			
Bogue/Boga <i>Boops boops</i>	Landfrozen, block	150-250 g/pc		0.77	0.91 +			



Fish Species Trade Name	Product Form	Grading	Price per kg		Reference & Area	Origin
			As stated	EUR USD		
GROUND FISH (cont.)						November 2020
Bigeye grenadier/ Grenadier à gros yeux/ Granadero ojisapo <i>Macrourus holotrachys</i>	Frozen on board, skinless H&G, interleaved	100-250 g/pc	1.40	1.65 -	Spain FOB	Argentina
		200-400	1.59	1.87 -		
		200-500	1.63	1.92 -		
		500-800	1.68	1.98 -		
		> 800	1.70	2.00 -		
Patagonian grenadier, Hoki/ Grenadier de Patagonie/ Merluza de cola <i>Macruronus megellanicus</i>	H&G, interleaved	100-300 g/pc	1.45	1.71		
		200-500	1.65	1.94		
		500-700	1.75	2.06		
		> 800	1.79	2.11		
John Dory/ Saint Pierre Pez de San Pedro <i>Zeus faber</i>	Fresh whole	1-2 kg/pc	17.50	20.59 =	France wholesale	France
	Fresh - gutted	2-3	21.00	24.71 =	Italy CPT	Senegal
		800-1000 g/pc	13.61	16.01		
Fresh- whole headless	small	3.30	3.88	Mauritania FOB for European market	Mauritania	
	medium	6.20	7.29			
	big	6.90	8.12			
FLATFISH						November 2020
Turbot/Rodaballo <i>Psetta maxima</i>	Fresh - whole farmed	0.5-1 kg/pc	4.00	4.71 =	Spain CIF	Spain
		1-2	5.00	5.88 =		
		2-3	7.00	8.24 =		
		3-4	9.00	10.59 =		
	Fresh - whole farmed	0.4-0.6 kg/pc	6.70	7.88	Italy CPT	Spain/Portugal
		0.6- 0.8	6.61	7.78		
		0.8-1	7.19	8.46		
		1-1.5	7.26	8.54		
		1.5-2	7.30	8.59		
		2-2.5	7.35	8.65		
		2.5-3	7.38	8.68		
	3-4	8.87	10.43			
Fresh - whole	0.5-1 kg/pc	11.04	12.99		Netherlands	
	1-2	16.58	19.51			
	2-3	16.23	19.09			
	3-4	19.95	23.47			
	> 4	24.50	28.82			
Fresh - gutted	0.7-1kg/pc	9.24	10.87			
	1-2	13.93	16.38			
Sole/Sole/ Lenguado <i>Solea vulgaris</i>	Fresh - whole wild	< 175 g/pc	7.25	10.80	Spain CIF	
		170-200	14.70	17.29		
		200-300	15.80	18.59		
	Fresh - whole wild	200-300 g/pc	21.60	25.41	Italy CPT	France
		300-400	24.70	29.06		
	Fresh - whole	No. 3	14.90	17.53		Netherlands
		No. 5	6.34	7.46		
		No. 2	23.50	27.65		
Fresh - gutted	No. 3	18.78	22.09			
	No. 4	14.73	17.33			
	No. 2	16.20	19.06			
	No. 3	14.02	16.50			
	No. 4	11.59	13.64			
	No. 5	9.62	11.31			
European plaice/ Plie d'Europe/ Solla europea <i>Pleuronectes platessa</i>	Fresh - whole	300-400 g/pc	5.55	6.53	Spain CIF	
		400-600	4.70	5.53		
		> 600	5.40	6.35		
IQF, white skin-on, 25% glaze	No. 2	6.05	7.12 =	Netherlands FOB for Italian market		
		6.25	7.35 +			
European Flounder/ Flet d'Europe/ Platija europea <i>Platichthys flesus</i> <i>Scophthalmus rhombus</i>	Fresh - fillets skin-on skinless	Large	5.65	6.65	Italy CPT	
		Large	6.41	7.54		
		whole	2.52	2.96		
	Fresh, whole	500-1000g/pc	1.51	1.78	FCA	Netherlands
			12.98	15.27		
		1000-2000	7.41	8.72		
		500-1000g/pc	8.78	10.32		
Fresh, gutted	1000-2000	13.55	15.94			
	1000-2000	13.55	15.94			
Cadenat's sole/ Sole de Cadenat Sortija de Cadenat <i>Pegusa cadenati</i>	whole, IQF	12-15 cm	0.69	0.81	Spain fob	Spain



Fish Species Trade Name	Product Form	Grading	Price per kg			Reference & Area	Origin
			As stated	EUR	USD		
November 2020							
TUNA/BILLFISHES							
Tuna/Thon/Atún for canning	Skipjack - whole		1.10	1.30 -		Bangkok CFR FOB	Western/Central Pacific Ocean
	Skipjack - whole		1.08	1.28			
	Yellowfin - whole		1.40	1.65 =		Ecuador ex-vessel	Eastern Tropical Pacific Ocean
	Skipjack - whole		1.95	2.30 =			
	Yellowfin - whole		0.91	1.07 -		Seychelles FOB	Indian Ocean
	Skipjack - whole		1.75	2.06 -			
	Yellowfin - whole		1.00	1.18 -		Abidjan ex-vessel	Atlantic Ocean
	Skipjack - whole	> 10 kg	1.90	2.24 -			
	Skipjack - whole	1.8-3.4 kg/pc	1.19	1.40 -		Spain CFR	Various origins
	Yellowfin - whole	> 10 kg	1.93	2.27 -			
	Skipjack - cooked & cleaned loins - vacuum packed	double cleaned	3.90	4.60		Italy DDP	Solomon Islands
	Yellowfin - cooked & cleaned loins - vacuum packed	double cleaned	5.81	6.85			Kenya/Mauritius/Solomon Is.
	Skipjack	> 1.8 kg/pc	1.04	1.23 +		Tunisia CFR	Seychelles
	Yellowfin - whole	> 10 kg	1.46	1.73			Ghana
	Yellowfin - whole	3-10 kg/pc	1.93	2.27 -		Spain DAT	Atlantic Ocean
	Yellowfin - frozen loins		1.77	2.08			
	Skipjack - whole	> 3.5 kg	6.20	7.32		DDP	Eastern Pacific
	Skipjack - frozen loins		1.10	1.29		DAT	Atlantic Ocean
	Skipjack - cooked loins	single cleaned	3.80	4.47		DDP	Eastern Pacific
	Bigeye - frozen loins		3.22	3.80 -			
	Bigeye - whole	> 10 kg	6.02	7.10		DAT	Atlantic Ocean
	Skipjack - whole		2.23	2.62			
	Yellowfin - pre-cooked loins	double cleaned	1.78	2.10		Europe CFR	Ecuador
	Skipjack - pre-cooked loins	single cleaned	5.08	6.00 -			
		4.66	5.50 -				
		4.41	5.20 -				
for direct consumption	Atlantic bluefin - whole	20-30 kg/pc	6.63	7.80		Italy CPT	Greece
		30-50	6.99	8.22			
		> 50	6.72	7.91			
	Albacore - whole	4-9 kg/pc	4.25	5.00			Italy
		9-12	6.25	7.35			
		> 12	6.50	7.65			
Swordfish/Espadon/ Pez espada <i>Xiphias gladius</i>	Fresh - whole		10.50	12.35 -		France, wholesale	Atlantic
	Frozen - filet, vacuum		8.40	9.88 =			Spain
	Fresh - gutted	< 12 kg/pc	10.23	12.03		Italy FCA	Morocco
	Whole Mediterranean	13-18	10.11	11.89			
		19-25	10.11	11.89			
		26-35	10.19	11.98			
	Whole Atlantic	19-25	8.62	10.14			
		26-35	8.62	10.14			
		36-50	8.33	9.80			
		> 50	9.88	11.62			
	H&G, skin-on	< 10 kg/pc	4.18	4.92 +		Spain FOB	Spain
		10-30	5.68	6.68 -			
	30-50	6.35	7.47				
	50-70	6.15	7.24 +				
	70-100	6.25	7.35 +				
	100-150	6.15	7.24 +				
	> 150	4.97	5.85 +				
	H&G, skin-on, broken	10-150	4.35	5.12 +			
November 2020							
SMALL PELAGICS							
Mackerel/Maquereau/ Caballa <i>Scomber scombrus</i>	Fresh - whole		2.85	3.35		Italy CPT	Belgium
			3.66	4.31			UK
			1.00	1.18			Croatia
			2.58	3.04			Norway
			3.43	4.03			France
		4-6 pc/kg	3.75	4.41			
	Fresh - Fillets butterfly cut		5.60	6.59			
			6.11	7.18			
	Whole	2-3 pc/kg	3-4	1.27	1.49 +	Spain FOB	Spain
				1.24	1.46		
Large			0.80	0.94			
Medium			0.75	0.88			
	Small	0.75	0.88	Mauritania FOB for European market	Mauritania		



Fish Species Trade Name	Product Form	Grading	Price per kg		Reference & Area	Origin			
			As stated	EUR USD					
SMALL PELAGICS (cont.)						November 2020			
Horse Mackerel/ Chincard/ Jurel <i>Trachurus spp</i>	Whole	> 24 cm/pc	1.23	1.45	Morocco FOB for European market	Morocco			
	Whole, IQF	2-3 pc/kg	1.29	1.52	Spain FOB	Spain			
		2-4	1.25	1.47					
		3-4	1.23	1.45					
		4-7	0.95	1.12					
		8-15	0.95	1.12					
		30-40	0.65	0.76					
500-1000 g/pc	1.43	1.68		Guinea					
	200-500	1.09	1.28		Mauritania				
Herring/Hareng/Arenque <i>Clupeidae</i>	Fresh - fillet		3.94	4.64	Italy CPT	Denmark			
	Fresh - whole	250-300 g/pc	0.81	0.95	Russian Fed. wholesale Moscow	Russian Fed.			
		> 350	1.52	1.79					
		250- 300 g/pc	0.66	0.78	Russian Fed. wholesale Vladivostok				
		> 300	0.82	0.70 -					
> 250	0.61	0.72							
70-100 g/pc	0.37	0.44	Poland FOB	Baltic					
Sprat/Sprat/Espadin <i>Sprattus sprattus</i>	Fresh - whole		0.18	0.21					
		Fresh - whole		1.23	1.45	Italy CPT	Croatia		
				1.75	2.06		Spain		
				1.30	1.53		Italy		
				2.07	2.44		France		
			Fresh - fillet		5.53		6.51	FCA	UK
					4.15		4.88		Spain
					2.39		2.81		Croatia
					1.25		1.47		Italy
					2.35		2.76		
			Whole, IQF, 3% glaze		1.25		1.47		Morocco
			H& G		2.35		2.76		
			IQF, skin-on, open butterfly fillet		2.39		2.81 -	Spain FOB	
Fresh- whole			2.70	3.18 +	France- wholesale		France		
Anchovy/Anchois/ Boquerón <i>Engraulis encrasicolus</i>	Fresh		2.20	2.59 =					
CEPHALOPODS						November 2020			
Squid/Encornet/Calamar <i>Loligo spp.</i>	Whole	S (< 18 cm)	7.20	8.47 -	Italy CIF	South Africa			
		M (18-25)	8.10	9.53 -					
		L (25-30)	9.10	10.71 -					
		XL (>30)	9.10	10.71 -					
	<i>Loligo vulgaris</i>	Fresh - whole	100-300 g/pc	13.60	16.00	FCA	Morocco		
			300-400	9.90	11.65				
			400-600	12.84	15.11				
			600-1000	12.45	14.65				
			11.50	13.53		Croatia			
Whole, IWP	3P	6.65	7.82	Spain FOB	Morocco				
	2P	8.25	9.71						
	31-35 cm/pc	8.89	10.46						
	> 36	8.89	10.46						
<i>Loligo gahi</i>	Whole	2 small	3.85	4.53	Mauritania FOB for European market	Mauritania			
		3 small	3.65	4.29					
		4 small	3.50	4.12					
		small	5.75	6.76					
		medium	7.60	8.94					
large	8.40	9.88							
<i>Illex argentinus</i>	Whole	10-12 cm/pc	4.15	4.88	Spain FOB	Argentina			
		12-14	5.69	6.69					
	Whole	6-12 cm/pc	0.68	0.80 -					
		23-26	3.65	4.29 +					
Tentacles	40-80 g/pc	5.45	6.41 =						
Tubes	19-23 cm/pc	4.75	5.59 +						
Octopus/Poulpe/Pulpo <i>Octopus vulgaris</i>	Whole - FAS	T1	7.89	9.28	Morocco FOB, for Spanish market	Morocco			
		T2	7.89	9.28					
		T3	7.89	9.28					
		T4	7.89	9.28					
		T5	7.78	9.15					
	Sushi slice	7 g/pc	9.70	11.45 =	Europe CFR	Indonesia			
100% net weight	9	11.02	13.00 =						
boiled cut		7.37	8.70 -						
100% net weight									
Flower type	1-2 kg/pc	3.81	4.50 =						
90% net weight	>2	4.75	5.60 =						



Fish Species Trade Name	Product Form	Grading	Price per kg		Reference & Area	Origin					
			As stated	EUR USD							
CEPHALOPODS (cont.)						November 2020					
Octopus/Poulpe/Pulpo <i>Octopus vulgaris</i>	Fresh	1-2 extra small	8.00	9.41	Italy CPT FCA CPT FCA CPT EXW	Croatia France Italy Spain Croatia Morocco					
			3.33	3.92							
			10.88	12.81							
			9.46	11.13							
			7.70	9.06							
			7.45	8.76							
			9.19	10.81							
			8.74	10.28							
			8.41	9.89							
			7.91	9.31							
			7.22	8.49							
			8.25	9.71 -							
			8.30	9.76 -							
			7.85	9.24 -							
7.75	9.12 -										
<i>Eledone moschata</i>	Gutted	T1 T2 T3 T4 T5 T6 T7 T8	8.25	9.71 -	Spain FOB	Guinea					
			8.30	9.76 -							
			7.85	9.24 -							
			7.75	9.12 -							
			7.48	8.80							
			6.75	7.94							
			6.48	7.62							
			6.25	7.35							
			5.50	6.47 =			France, wholesale	Europe			
			11.00	12.94 =							
			<i>Eledone cirrhosa</i>	Fresh - whole			Mixed Small Medium Extra	3.90	4.59	Italy CPT CFR	Croatia Yemen
								6.25	7.35		
								4.85	5.71		
								2.00	2.35		
50-100 g/pc	4.29 5.06										
100-200	5.21 6.15										
200-300	5.21 6.15										
300-500	5.21 6.15										
400-600	5.21 6.15										
600- 1000	5.21 6.15										
500-1000	5.21 6.15										
1000- 2000	5.21 6.15										
Cleaned, block	100-150 g/pc	7.91 9.31			Spain FOB	Spain					
Cuttlefish/Seiche/ Sepia <i>Sepia spp.</i>	Frozen at land- whole block	100-200 g/pc 200-300 >300			4.15	4.90		Viet Nam CIF	Yemen		
			4.15	4.90							
			4.15	4.90							
			200-300 g/pc	4.03 4.75							
			300-500	4.03 4.75							
			500-1000	4.03 4.75							
			1000- 2000	4.03 4.75							
			Whole	200- 300 g/pc 300- 500 500- 1000 70-160 g/pc 160-250	2.54	3.00	Europe CIF			Spain	
					3.01	3.55					
					3.22	3.80					
					3.98	4.68					
					3.98	4.68					
					3.98	4.68					
			CRUSTACEANS							November 2020	
Whiteleg shrimp/ Crevette pattes blanches/Camarón patiblanco <i>Penaeus vannamei</i>	PD, chemical treatment 100% net weight treated with non-phosphate	31-40 pc/lb 41-50 51-60 61-70 71-90 91-120	7.84	9.25 +	Europe CFR	Indonesia					
			7.03	8.30 +							
			6.86	8.10 +							
			6.69	7.90 =							
			6.57	7.75 =							
			6.40	7.55 +							
Argentine red shrimp/ Salicoque rouge d'Argentine/ Camarón langostín argentino <i>Pleoticus muelleri</i>	Head-on, shell-on	10-20 pc/kg 20-30 30-40 40-60	8.70	10.24 +	Spain EXW	Argentina					
			8.30	9.76 +							
			8.15	9.59 +							
			8.00	9.41 +							
			7.85	9.24 =							
		10-20 pc/kg 20-30	7.85	9.24 =	FOB						
			9.40	11.06							
			5.85	6.88							
			12.90	15.18							
			12.90	15.18							
Deep-water rose shrimp/ Crevette rose du large/ Gamba de altura/ Parapenaeus longirostris	Farmed, organic, cooked	20-30 pc/kg 30-40 40-50 40-50	26.00	30.59 =	France, wholesale	Madaqascar					
			22.00	25.88 =							
			16.50	19.41 =							
			15.50	18.24 =							



Fish Species Trade Name	Product Form	Grading	Price per kg			Reference & Area	Origin
			As stated	EUR	USD		
CRUSTACEANS (cont.)							November 2020
Norway lobster/ Langoustine/Cigala <i>Nephrops norvegicus</i>	Fresh - Whole, 4X1.5 kg	31-40	10.30	12.12	Spain DDP	Netherlands	
		41-50	8.52	10.02			
		40-60	13.35	15.71			
	Tails	00 pc/kg	17.25	20.29	CIF	Scotland	
		0	14.25	16.76			
	Whole	6-9 pc/kg	11-15	14.21	16.72	Italy CPT	Denmark
16-20			9.44	11.11			
31-40			7.43	8.74			
41-50			5.58	6.56			
41-50			3.90	4.59			
European lobster/ Homard européen/ Bogavante <i>Homarus gammarus</i>	Live - bulk	400-600 g/pc	28.00	32.94 =	France delivered to French vivier	Ireland	
		600-800	28.00	32.94 =			
	Fresh - whole	Large small	400-600 g/pc	27.50	32.35	Italy CPT	UK
			600-800	29.49	34.69		
			800-1000	28.16	33.13		
			> 1kg	19.19	22.58		
			> 1kg	21.00	24.71		
Live		14.00	16.47	Mauritania FOB for European market	Mauritania		
Scalloped spiny lobster/ Langouste festonnée/ Langosta festoneada <i>Panulirus homarus</i>	Whole	100-200g	11.02	13.00	Taiwan (Province of China) CIF	Yemen	
		200-300	12.29	14.50			
		> 300	12.29	14.50			
	Whole, IWP	30-60 g/pc	60-120	13.56	16.00	Europe CIF	
			60-120	13.56	16.00		
			>120g	16.95	20.00		
Edible crab/Tourteau/ Buey de mar <i>Cancer pagurus</i>	Live, bulk	T2 (13-16 cm)	3.85	4.53 +	France Auction	France	
		500-700g/pc	6.20	7.29 =			
		>1 kg	7.00	8.24 =			
Spinous spider crab/ Araignée européenne/ Centolla europea/ <i>Maja squinado</i>	Fresh - female		5.30	6.24	Italy CPT	UK	
		male	4.50	5.29			
	female		4.90	5.76		France	
		male	5.50	6.47			
	Fresh-female	small	2.87	3.38			
		male	3.30	3.88			



Fish Species Trade Name	Product Form	Grading	Price per kg			Reference & Area	Origin	
			As stated	EUR	USD			
BIVALVES							November 2020	
Oyster/Huître/Ostra <i>Crassostrea gigas</i>	Live	No. 3		4.50	5.29 =	France prod. Price/ average export price	Ireland/France	
		60-100 g/pc		17.50	20.59	Spain CIF	Netherlands	
		95-110 g/pc >130		17.65	20.76		Italy	
				14.62	17.20		Netherlands	
Mussel/Moule/Mejillón <i>Mytilus edulis</i> <i>Mytilus galloprovincialis</i>	Live - Bottom mussel	Bulk		2.10	2.47 =	France wholesale	France	
				1.80	2.12 =		Netherlands	
	Live - Rope	60-80 pc/kg		2.00	2.35 =	Spain FOB	Spain	
		Vacuum packed	30-40 pc/kg		1.95		2.29	
	<i>Mytilus chilensis</i>	Fresh - whole			1.92	2.26	Italy CPT FCA	Italy
					2.05	2.41		Spain
		Fresh - in skin			1.40	1.65	CIF	Chile
					3.40	4.00 =		
Razor shell/Couteau/ Navajas - Solenidae	Fresh	S		7.50	8.82	Spain CIF	Ireland	
		M		8.60	10.12			
		L		12.15	14.29			
	Live	10-12 cm/pc		3.80	4.47		Netherlands	
Great Atlantic scallop/ Coquille-St- Jacques/ Vieira <i>Pecten maximus</i>	Fresh whole shell, roe-on			3.80	4.47 +	France wholesale	France	
				3.70	4.35 +			
				25.00	29.41 -			
				28.00	32.94 =			
				27.50	32.35 =			
				29.00	34.12			
	Fresh, whole shell, bulk, roe-on		29.00	34.12	Retail			
Fresh, whole shell, bulk, roe-off		29.00	34.12		Europe			
SALMON							November 2020	
Atlantic salmon/ Saumon de l'Atlantique/ Salmón del Atlántico <i>Salmo salar</i>	Fresh - gutted, head-on	2-3 kg/pc		6.40	7.53 =	France wholesale	Norway	
		3-4		6.40	7.53 -			
		4-5		6.20	7.29 -			
		5-6		6.20	7.29 -			
		6-7		6.80	8.00 -			
		2-3 kg/pc		6.70	7.88 +			
		Superior quality		7.30	8.59 -			
		Smoked- Fillet, vacuum reconstituted sides	1-2 kg/pc		30.50			35.88 =
		Fresh- Fillet	3-4 kg/pc		9.30			10.94 =
		Smoked- Fillet, vacuum reconstituted sides	1-2 kg/pc		30.00			35.29 =
	Fresh - gutted, head-on	1-2 kg/pc	NOK	34.08	3.19	3.75 +	Norway FOB	Norway
		2-3	NOK	38.89	3.64	4.28 +		
		3-4	NOK	41.92	3.93	4.62 -		
		4-5	NOK	42.73	4.00	4.71 -		
		5-6	NOK	43.04	4.03	4.74 -		
		6-7	NOK	43.35	4.06	4.77 -		
		7-8	NOK	44.29	4.15	4.88 -		
8-9		NOK	46.82	4.38	5.16 -			
> 9	NOK	48.24	4.52	5.31 -				
Fresh	3-4 kg/pc		6.90	8.12	Spain CFR	Norway		
			11.95	14.06				
gutted, head-on	4-5 kg/pc		4.85	5.71	Tunisia CFR			
			7.85	9.24				
IQF - salmon slices			9.73	11.45	Europe CFR			
Fresh - salmon cubes 8x8x8			9.73	11.45				
Fresh - Whole - Superior	2-3 kg/pc		4.39	5.16	Italy DDP	Norway		
	3-4		5.16	6.07				
	4-5		5.52	6.50				
	5-6		5.82	6.85				
	6-7		6.11	7.19				
	7-8		6.14	7.22				
	8-9		6.33	7.45				
	9-10		6.30	7.41				



Fish Species Trade Name	Product Form	Grading	Price per kg		Reference & Area	Origin	
			As stated	EUR USD			
SALMON (cont.)						November 2020	
Atlantic salmon/ Saumon de l'Atlantique/ Salmón del Atlántico <i>Salmo salar</i>	Fresh- Whole	3-4	4.85	5.71	Italy DDP	Norway	
		4-5	5.12	6.02			
		5-6	5.42	6.38			
	Fillet, cooked		5.09	5.99	FCA	Italy	
IQF portion, 10% glazing	100-150 g/pc	10.10	11.88 -	Denmark			
TROUT						November 2020	
Rainbow trout/ Truite arc-en-ciel/ Trucha arco iris <i>Oncorhynchus mykiss</i>	Fresh	300-400 g/pc	4.00	4.71	Italy CPT	Italy	
		Gutted	150-300 g/pc	4.70			5.53
		300-500 g/pc	5.00	5.88			
	Fresh, Fillet		8.70	10.24	France wholesale	France	
	Fresh, Fillet, skinless		7.27	8.55			
	Fresh- whole		6.20	7.29 =			
	Fillet		8.20	9.65 =			
	Fillet, smoked		26.00	30.59 =			
	Whole, gutted, bulk		11.39	13.40			
							Retail
FRESHWATER FISH						November 2020	
Arctic char/omble-chevalier/ Trucha alpina <i>Salvelinus alpinus</i>	Fresh- whole		8.70	10.24 =	France wholesale	Europe	
Nile perch/Perche du Nil/Perca del Nilo <i>Lates niloticus</i>	Fillet - skinless	300-500 g/pc	4.66	5.50	EU CFR	Uganda	
		Interleaved, 100% net weight	500-1000	5.47			6.45
	Fresh whole	200-400 g/pc	2.74	3.22	Italy FCA	Tanzania	
		yellow	200-400 g/pc	2.75			3.24
		red	200-400 g/pc	2.76			3.25
	green	200-400 g/pc	2.74	3.22			
	Fresh fillet	200-400 g/pc	3.70	4.35			
	400-700	3.63	4.27				
Pike perch/Sandre/ - Luciopeca <i>Sander luciopeca</i>	Fillet - skinless, PBI, IWP	500-1000 g/pc	5.47	6.45	Spain CFR	Europe	
		Average size	10.50	12.35 =			
	Fillet		12.20	14.35 =	France wholesale		
	Fresh- whole	2-3 kg	12.00	14.12			
Nile Tilapia/Tilapia du Nil/Tilapia del Nilo <i>Oreochromis niloticus</i>	Fillet - skinless, IQF, PBO non-treated, 10% glaze	5-7 oz/pc	3.85	4.00	Spain CFR	China	
Pangasius <i>Pangasius hypophthalmus</i>	Fillet, thawed		4.30	5.06	Italy CIF	Viet Nam	
NON-TRADITIONAL SPECIES						November 2020	
Sturgeon/Sturgeon/ Esturione <i>Acipenseridae</i>	Frozen - Whole	1.5-2 kg/pc	6.50	7.65 =	France CIF	France	
		Gutted	5-7 kg/pc	7.50			8.82 =
	Fillet	200-300 g/pc	15.00	17.65 =			
		800-1000	15.00	17.65 =			
<i>A.baeri</i>	Caviar (Aquitaine) metal boxes		999	1 175 +			
European eel/ Anguille d'Europe/ <i>Anguilla europea</i> <i>Anguilla anguilla</i>	Smoked	Medium	47.00	55.29 =	France wholesale	Europe	
Dusky grouper Mérrou noir/Mero moreno <i>Epinephelus marginatus</i>	H&G	3-5 kg/pc	5.76	6.80	Europe CIF	Yemen	
		> 5	5.76	6.80			
	IWP, gutted	> 3 kg/pc	4.58	5.40	Italy CPT	Senegal	
	Fresh whole	10-20 kg/pc	10.70	12.59			
1-2		12.90	15.18				
2-4		12.90	15.18				
> 20	10.20	12.00					
White grouper/ Merou blanc/Cherna de ley <i>Epinephelus aeneus</i>	Whole, gutted	3-5 kg/pc	5.51	6.50	FCA		
		5-10	4.66	5.50			
		> 10	4.66	5.50			
	Whole, fresh	1- 2 kg/pc	11.20	13.18			
Blue shark/ Peau bleue/Tiburón azul <i>Prionace glauca</i>	H&G, skin-on	< 4 kg/pc	0.59	0.69 =	Spain FOB	Spain	
		4-7	0.59	0.69 =			
		7-12	0.59	0.69 =			
		12-20	0.59	0.69 =			
		> 20	0.59	0.69 =			
		H&G, skinless	< 4 kg/pc	0.89			1.05 -
	4-7	0.89	1.05 -				
	7-12	0.89	1.05 -				
	12-20	0.95	1.12 =				
	> 20	0.89	1.05 -				



Fish Species Trade Name	Product Form	Grading	Price per kg		Reference & Area	Origin	
			As stated	EUR USD			
SEABASS/SEABREAM/ MEAGRE (cont.)						November 2020	
Seabass/Bar, Loup/Lubina <i>Dicentrarchus labrax</i>	Fresh - whole farmed	200-300 g/pc	4.50	5.29	Spain CIF	Canary Island (Spain)	
		300-400	4.50	5.29			
		400-600	4.00	4.71			
		600-800	4.30	5.06			
		800-1000	5.50	6.47			
		1000-1500	9.12	10.73			
	1500-20000	12.50	14.71				
Fresh - whole - wild Mediterranean	600-800 800-1000 1000-2000 > 2000		10.13	11.91	Italy CPT	Egypt	
			10.13	11.91			
			11.00	12.94			
Farmed - Orbetello	Large Medium Small		10.70	12.59	FCA	Italy	
			9.70	11.41			
			7.60	8.94			
Gilthead seabream/ Dorade royale/Dorada <i>Sparus aurata</i>	Fresh - whole farmed	200-300 g/pc	4.00	4.71 =	Greece FOB	Greece	
		300-450	4.10	4.82 =			
		450-600	4.20	4.94 +			
		600-800	4.80	5.65 -			
		800-1000	6.50	7.65 -			
		> 1000	8.50	10.00 +			
		200-300 g/pc	4.20	4.94 =			Italy CIF
		300-450	4.30	5.06 =			
		450-600	4.40	5.18 +			
		600-800	5.00	5.88 -			
		800-1000	6.70	7.88 -	France CIF		
		> 1000	8.70	10.24 +			
		200-300 g/pc	4.25	5.00 =			Spain CIF
		300-450	4.35	5.12 =			
		450-600	4.45	5.24 +			
		600-800	5.05	5.94 -			
		800-1000	6.75	7.94 -	Germany CIF		
		> 1000	8.75	10.29 +			
		200-300 g/pc	4.24	4.99 =			Portugal CIF
		300-450	4.34	5.11 =			
		450-600	4.44	5.22 +			
		600-800	5.04	5.93 -			
		800-1000	6.74	7.93 -	UK CIF		
		> 1000	8.74	10.28 +			
		200-300 g/pc	4.27	5.02 =			Portugal CIF
		300-450	4.37	5.14 =			
		450-600	4.47	5.26 +			
		600-800	5.07	5.96 -			
800-1000	6.77	7.96 -	UK CIF				
> 1000	8.77	10.32 +					
200-300 g/pc	4.25	5.00 =		UK CIF			
300-450	4.35	5.12 =					
450-600	4.45	5.24 +					
600-800	5.05	5.94 -					
800-1000	6.75	7.94 -	UK CIF				
> 1000	8.75	10.29 +					
200-300 g/pc	4.43	5.21 =		UK CIF			
300-450	4.53	5.33 =					
450-600	4.63	5.45 +					
600-800	5.23	6.15 -					
800-1000	6.93	8.15 -	UK CIF				
> 1000	8.93	10.51 +					



Fish Species Trade Name	Product Form	Grading	Price per kg		Reference & Area	Origin	
			As stated	EUR USD			
SEABASS/SEABREAM/ MEAGRE (cont.)						November 2020	
Gilthead seabream/ Dorade royale/Dorada <i>Sparus aurata</i>	wild	600-800 g/pc	17.47	20.55	Italy FCA	Morocco	
		800-1000	18.63	21.91			
		1000-2000	19.97	23.50			
		> 2000	18.57	21.84			
	farmed	200-300 g/pc	3.95	4.65	CPT	Greece	
		300-400	3.95	4.65			
		400-600	4.37	5.14			
	wild	400-600 g/pc	10.25	12.06	FCA	Italy	
		600-800	10.25	12.06			
		800-1000	10.25	12.06			
		1000-2000	10.50	12.35			
	farmed Orbetello	Large	10.70	12.59	FCA	Italy	
Medium		9.70	11.41				
1-2 kg/pc		13.50	15.88				
Fresh - whole	200-300 g/pc	3.50	4.12 -	Italy CIF	Turkey		
	300-400	3.50	4.12 -				
	400-600	3.50	4.12 -				
	600-800	4.00	4.71 -				
	800-1000	5.50	6.47 -				
	> 1000	6.50	7.65 -				
White seabream/Sar/Sargo <i>Diplodus sargus</i>	Fresh	300-500 g/pc	6.20	7.29	Italy CPT	Senegal	
			7.18	8.45		Spain	
Japanese threadfin bream/ Cohana japonaise/ Baga japonesa <i>Nemipterus japonicus</i>	Whole	100-200 g/pc	1.65	1.95	Vietnam CIF	Yemen	
		200- 300	1.91	2.25			
		300- 500	1.91	2.25			
	Whole, frozen at sea, block	100- 200 g/pc	2.34	2.76	USA CIF		
		> 200	2.68	3.16			
Santer seabream/ Denté nufar/Dentón nufar <i>Cheimerus nufar</i>		500-1000 g/pc	6.96	8.19	Italy CPT	Oman	
		1000-2000	6.96	8.19			
Meagre/Maigre commun/Corvina <i>Argyrosomus regius</i>	Fresh - Whole	500-1000 g/pc	5.30	6.24	Italy FCA	Greece	
		farmed	1000-2000	4.97			5.85
		> 2000	5.18	6.09			
		> 3000	5.50	6.47			
	wild	> 2000 g/pc	4.95	5.82	CIF CPT	Egypt	
		600-800 g/pc	6.30	7.41			
		800-1000	6.00	7.06			
		1000-2000	6.24	7.34			
		2000-4000	6.40	7.53			
		4000-6000	7.80	9.18			
		5-10 kg	7.30	8.59			
		10-15kg	8.50	10.00			
Fresh- whole, wild	> 1000 g/pc	9.50	11.18 -	France wholesale	France		



The European Fish Price Report is a monthly GLOBEFISH publication. This issue was prepared by Helga Josupeit, William Griffin, Felix Dent, and Alessia Capasso.

PRICE REFERENCE (INCOTERMS 2010)

CFR	Cost and Freight
CIF	Cost, Insurance and Freight
CIP	Carriage and Insurance Paid To
CPT	Carriage Paid To
DAT	Delivered at Terminal
DAP	Delivered at Place
DDP	Delivered Duty Paid
EXW	Ex Works
FCA	Free Carrier
FAS	Free Alongside Ship
FOB	Free on Board

PRODUCT FORM

C&P	Cooked and Peeled
FAS	Frozen at Sea
H&G	Headed and Gutted
HOG	Head on Gutted (salmon)
IQF	Individually Quick Frozen
IWP	Individually Wrapped Pack
PBI	Pinbone In
PBO	Pinbone Off
PD	Peeled and Deveined
PTO	Peeled Tail On
PUD	Peeled, Undeveined

CURRENCY RATES

		US\$	EUR
Canada	CAD	1.31	1.54
Hungary	HUF	300.11	356.02
Norway	NOK	9.08	10.68
USA	USD		1.18
EU	EUR	0.85	
Denmark	DKK	6.30	7.44
Russia	RUR	76.74	90.11

Exchange Rates 12.11.2020

SYMBOLS


- + Price increased in original currency since last report
- Price decreased in original currency since last report
- = Updated but unchanged price
- * New insertion
- Not updated since last issue

**GLOBEFISH Market Reports are available from the GLOBEFISH web site:
www.fao.org/in-action/globefish**

GLOBEFISH

Products, Trade and Marketing Branch (NFIM)
Fisheries Division
Food and Agriculture Organization of the United Nations
Viale delle Terme di Caracalla
00153 Rome, Italy

globefish@fao.org
www.globefish.org
🐦 #FAOfish



GLOBEFISH
