



Food and Agriculture
Organization of the
United Nations

EUROPEAN PRICE REPORT



Issue 10/2020 October 2020

Latest trends

The seafood industry is again at a turning point, as there is some concern that a possible "second wave" of COVID-19 in Europe may depress demand. However, producers and traders have adapted quite quickly to the changing environment and are better prepared now for eventual lockdowns all over Europe. Buyer focus has shifted to convenience products and home delivery services.

Prices generally seem to be trending upwards amidst ongoing adjustments to the changing market environment. Normally October is when purchases begin in preparation for Christmas and New Year, but this year, everybody is instead waiting to see how the COVID-19 situation will evolve. As a result, purchasing by the main importers is rather hesitant at present.

The first half of 2020 saw a 52.3 percent decrease in table service restaurant revenue. This has inevitably had a huge impact on sales of popular restaurant species such as shellfish and crustaceans. On 5 October, maximum alert level was declared for the Paris region, although restaurants will be allowed to stay open with a reinforced sanitary protocol which will be reviewed after 2 weeks.

GROUND FISH

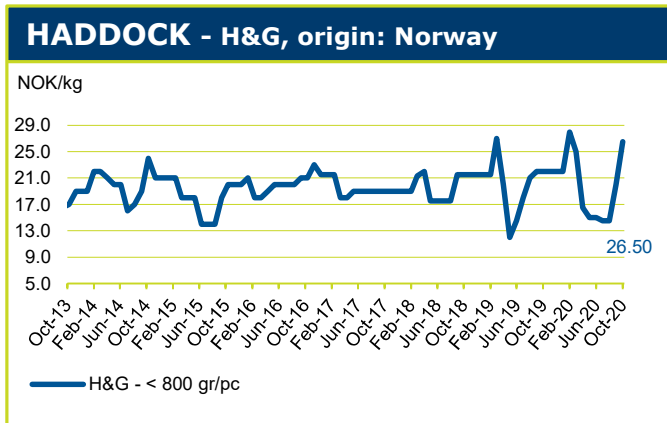
The International Council for the Exploration of the Sea (ICES) increased the recommendation for next year's cod catches in the Barents Sea by 28 percent to 885 600 tonnes in 2021. This is compared with a cod quota for 2020 of 690 000 tonnes. This higher quota is expected to lead to lower cod prices next year, after the temporary hike being experienced at present.

Index for prices

Groundfish	9
Flatfish	10
Tuna	11
Small Pelagics	11
Cephalopods	12
Crustaceans	13
Bivalves	15
Salmon	15
Trout	16
Freshwater fish	16
Non Traditional Species	16
Seabass-Seabream-Meagre	17

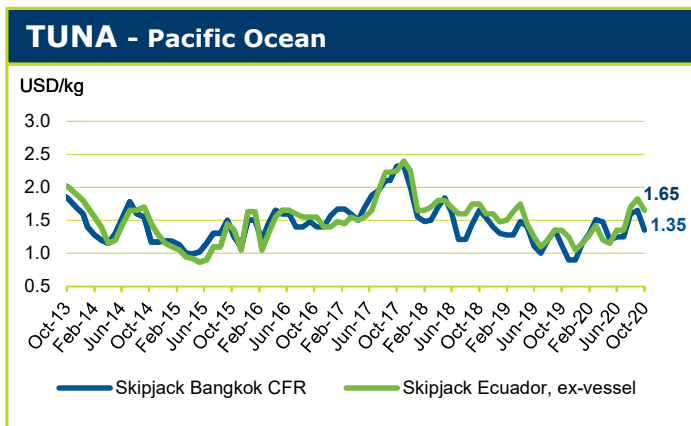
The **European Fish Price Report**, based on information supplied by industry correspondents, aims to provide guidance on broad price trends. Price information is indicative and should be used only for forecasting medium- and long-term trends. FAO is not responsible for any errors or omissions.

Demand for hake blocks for retail products remains high despite the drop in food service sales. In general, prices of hake products are increasing, even for the normally stable hake blocks from Namibia, which for the first time in history were selling at more than EUR 2.00 per kg. Haddock prices also increased sharply in Sweden.



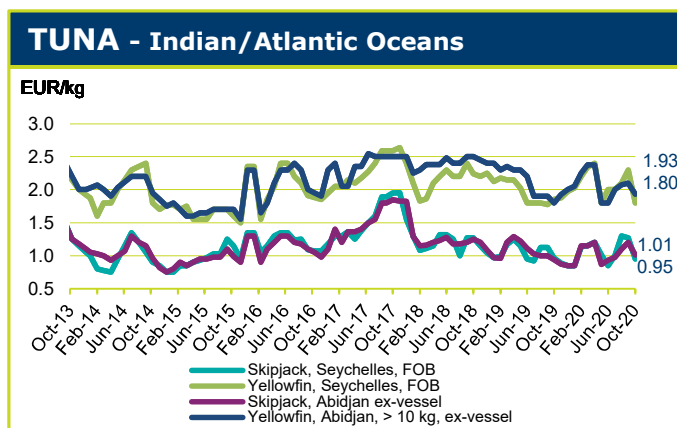
TUNA - BILLFISHES

The 3-month FAD closure in the Western and Central Pacific (WCP) ended on 30 September. However, fishing has not improved as expected and vessels are still reporting poor catches. Raw material inventories at Thai canneries remain moderate. Despite the poor fishing, skipjack prices have fallen sharply.



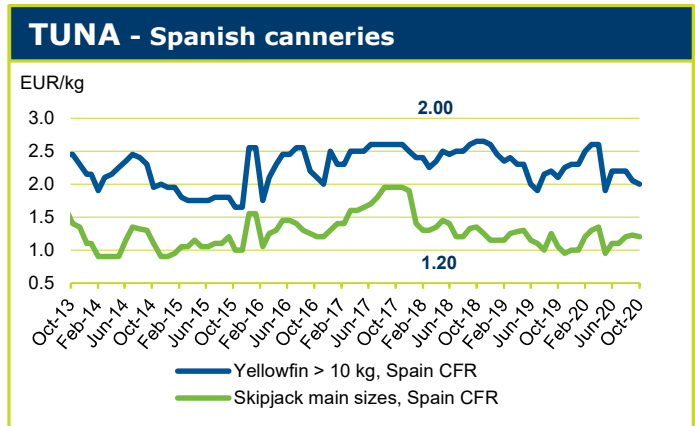
Catches in the Indian Ocean have improved slightly to moderate-to-good. Raw material inventories at local canneries are healthy. There has also been an increase in carrier transshipment activities following the improvement in catches. In line with the Thai market, both skipjack and yellowfin prices have fallen significantly.

The first IATTC 'veda' ended on 8 October while the second will commence on 9 November. Fishing is reported to be moderate. Raw material inventories at local canneries have improved to moderate as supplies have been supplemented by carriers arriving from the WCP and Atlantic Oceans. September raw material prices in Ecuador reached USD 1 850 per tonne, but quotes are currently down at USD 1 650 per tonne due to lack of demand for finished product. Tuna companies are concerned about the drop in sales in the HORECA sector in Europe. Ecuador's tuna exports are very expensive for European buyers compared to Asian alternatives, where the price has dropped to USD 1 350 per tonne. Yellowfin prices in Ecuador remain steady due to low availability.



Catches in the Atlantic Ocean have improved to moderate, as have raw material inventories. Similarly to in other markets, both skipjack and yellowfin prices have decreased.

European prices for skipjack remain steady while yellowfin prices continue to fall due to low demand. The market price for cooked, single cleaned skipjack loins has increased slightly.

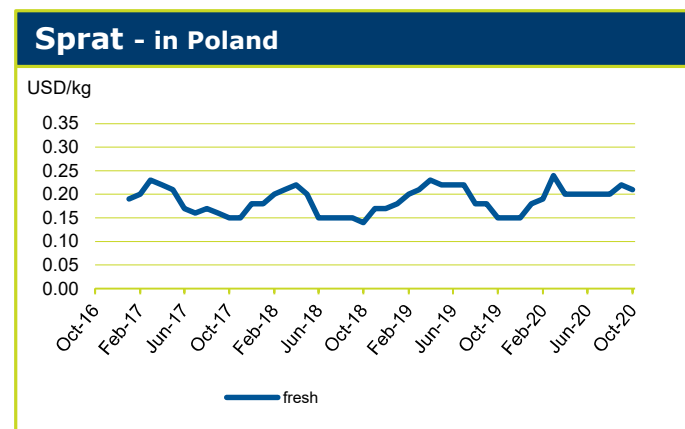
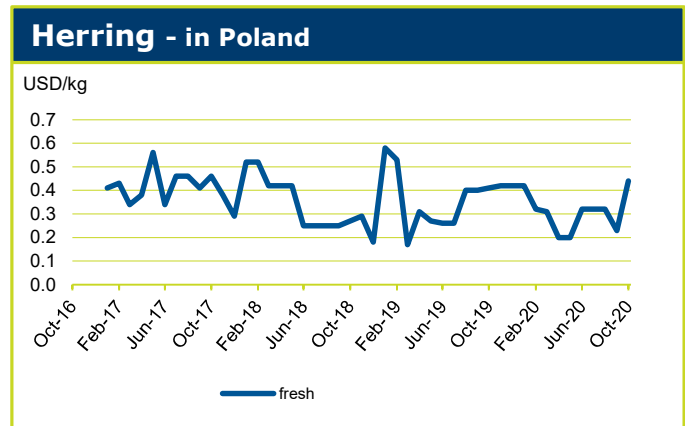


SMALL PELAGICS

ICES has announced their revised advice for the 2021 quotas for the northeast Atlantic, recommending an 8 percent cut in the mackerel quota and a 24 percent increase in the herring quota. Demand for frozen pelagics is good, partly as a result of the COVID-19 pandemic which is prompting consumers to buy frozen fish to secure supplies during difficult times.

Inventories of mackerel in North Atlantic fishing nations are relatively low, and at the same time demand is good in major markets. Consequently, prices are high, although not as high as last year. In the autumn of 2019, first-hand mackerel prices to Norwegian fishermen dropped to around NOK 13.00 per kg, which is still reasonably good. Observers now expect prices to stay around that level throughout the year.

Herring catches are good in Poland, but demand has been even stronger, leading to price hikes. In contrast, demand for sprat has been moderate, resulting in lower prices. The price of herring is now twice the price of sprat, somewhat of a return to normality compared with back in June this year when the two species were selling at the same level.



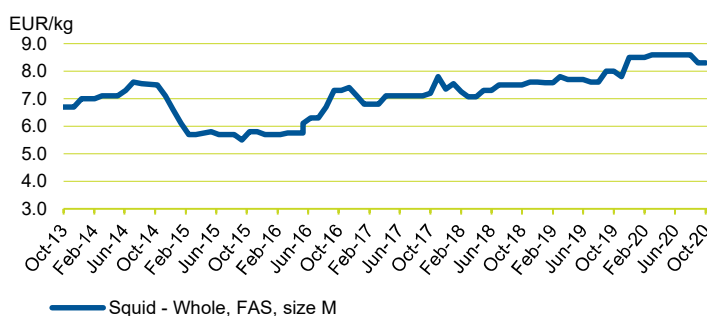
CEPHALOPODS

Octopus supplies are expected to stay abundant, especially as Morocco has increased its summer quota. Frozen octopus' prices have lifted in recent weeks, after reaching their lowest level since 2016 earlier this year. The coronavirus crisis, which saw foodservice demand and tourism drop sharply this year across Europe and other key markets, negatively impacted demand but a recovery is now underway.

The European Union reported a further decline in squid and cuttlefish imports during the first half of 2020, as import volumes dropped from 136 700 tonnes in 2019 to 97 000 tonnes in 2020 (-29 percent). The largest reduction was registered for imports from the Falkland Islands (Malvinas), which fell from 43 000 tonnes to just 17 800 tonnes (-58.7 percent). Morocco, on the other hand, increased shipments to Spain by just over 20 percent. In fact, Morocco has shipped a lot more octopus, squid and cuttlefish to the European Union this year. As of 26 July, the European Union had imported 40 percent more squid from Morocco compared with the same period in 2019. Prices, on the other hand, dropped sharply by 37 percent.

Squid catches in South Africa have improved somewhat but remain moderate. There is no pressure to move stock, particularly since the fishery will close for a rest period from 19 October to 22 November. Prices are reportedly stable.

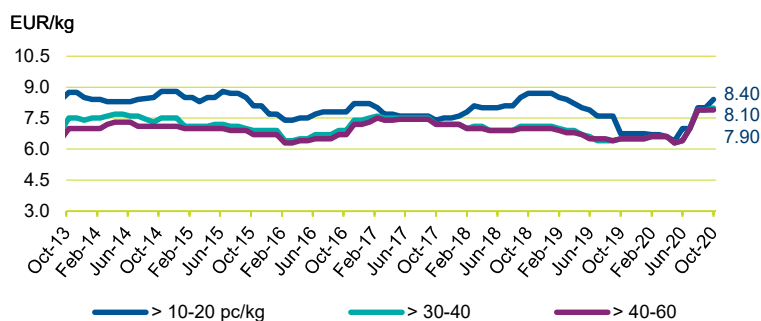
SQUID - in Italy, origin: South Africa



CRUSTACEANS

Multiple issues, including delays at the start of the latest season, slower processing operations due to strict lockdowns imposed by local governments, and reduced biomass have slowed shrimp landings in Argentina in recent months. Coupled with minimal stocks and high demand in Europe for the Christmas campaign, this has resulted in significant price hikes, both at origin and at destination.

ARGENTINA RED SHRIMP - origin: Argentina



Rainy season has started in Banyuwangi, East Java and will last until November, a period that can create additional challenges for local shrimp farmers. Supply of cultured *Penaeus vannamei* is increasing and prices are likely to decline.

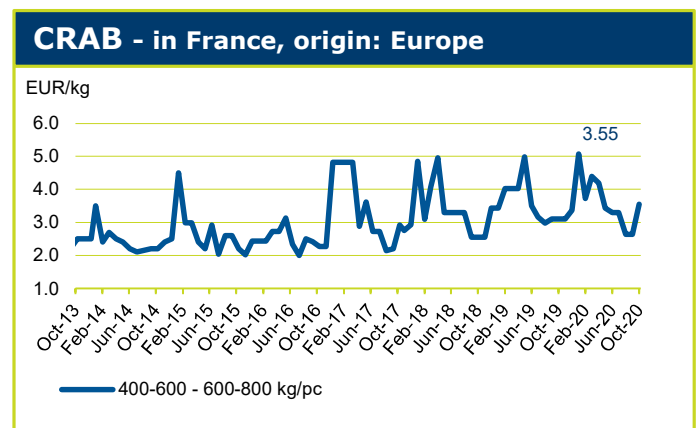
The European Union registered a 22.2 percent drop in lobster imports during the first half of the year, compared with the same period of 2019, with total imports amounting to 10 600 tonnes. Crab and lobster sales are heavily dependent on the restaurant sector which has not yet recovered to pre-COVID-19 levels. The second wave of the virus is now impacting restaurant trade once again, with opening hours being restricted.

Luxury items like lobster and crab are usually hard-hit during periods of economic downturn, and many expect that the world economy will contract further, remaining subdued for a considerable period of time. However, just before the second wave hit the European market, a rapid recovery of the lobster market was underway worldwide, with prices increasing by the day. The EU market benefits from reduced import duties for Canadian lobster and from a strong exchange rate.

It has been a difficult season for the Canadian/American lobster. Due to COVID-19, there is a lack of foreign workers in the factories and this translates into reduced production capacity. Additionally, weather conditions have not been good lately, resulting in low availability of raw material. There is significant competition for raw material sourcing, with factories fighting to secure lobster, pushing prices up weekly.

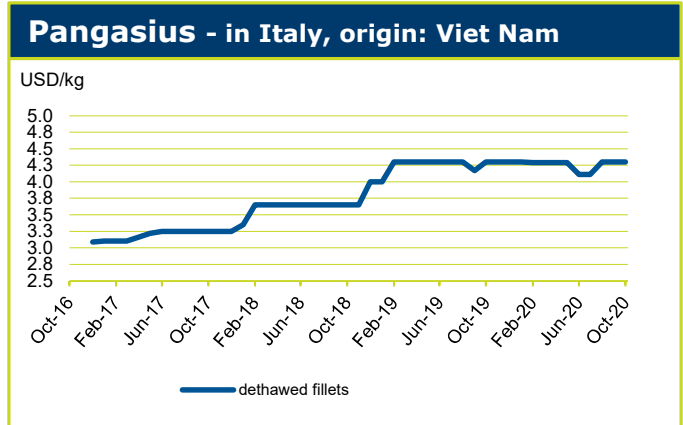
Overall, all lobster products are expected to be in short supply this year and prices will keep increasing towards the end of the season as weather conditions deteriorate through fall and winter.

Crab prices have also rebounded in line for those for lobster, with prices reaching EUR 3.55 per kg this month, which is 15 percent higher than in the same month of 2019. Further price increases are likely, provided the second wave does not result in a complete lockdown in Europe over the coming months.



FRESHWATER FISH

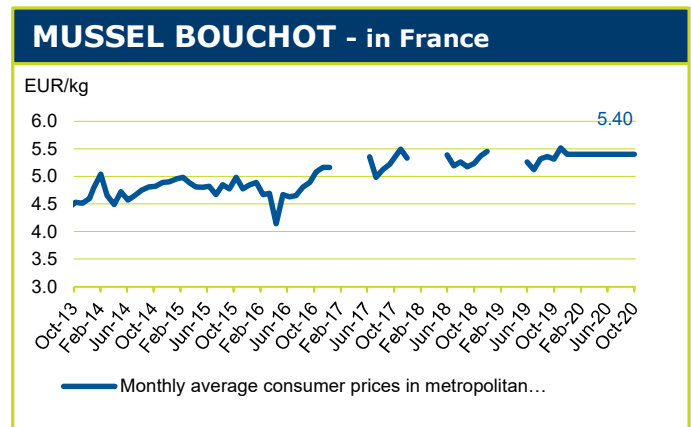
The value of shipments of Vietnamese pangasius to the European Union fell 36.6 percent in the first half of 2020 compared with the same period in 2019. Despite this decline in demand, prices stayed stable. Fish and chips vendors in the UK have successfully ventured into delivery service, and in this sector pangasius is widely used, explaining the revival of demand in the second half of the year.



BIVALVES

The French Bouchot season for the AOP (Protected Designation of Origin) Baie Mont St Michel reopened on 21 July. Origin, meat content, traceability and frequent controls form the core components of the AOP. Restaurant sales have not reached pre COVID-19 levels, and demand is poor especially in table service restaurants. There is a good supply of French Bouchot in France as the production season is ongoing.

Oyster producers will hope for an improvement in sales as the new autumn season gets underway following a difficult summer tourist season due to travel restrictions. Christmas is normally the main consumption period for oysters, but it remains to be seen whether the festivities will be impacted by further lockdowns in France and the rest of Europe.



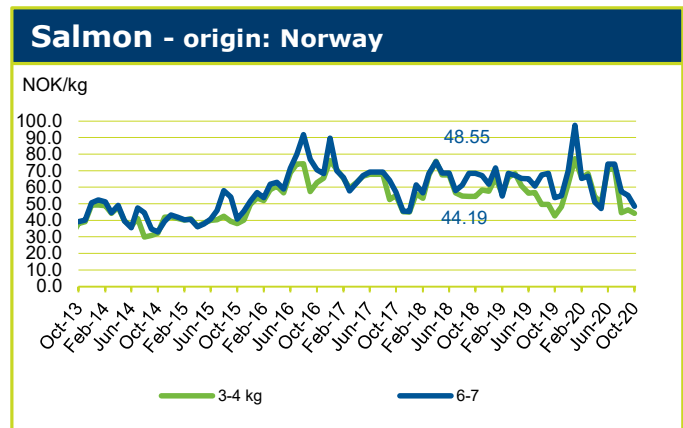
SALMON

Prices for farmed Atlantic salmon on European markets have dropped back to near the lowest levels seen this year, as harvest volumes have picked up in the major producing countries. In week 41 the NASDAQ salmon index, measuring average export prices for fresh whole farmed Atlantic salmon out of Norway, was at NOK 43.39 per kg. This is a 6.2 percent drop compared with 4 weeks ago and a 9.7 decline over the last 3 months.

Despite the lingering impact of COVID-19 on European seafood markets and a very poor tourist season, the general consensus is that the current lull in prices is mainly the result of supply-side trends. Prices are generally weaker in the third quarter due to seasonal harvesting patterns and this year this has coincided with a normalization of sea temperatures and a decline in sea lice levels, two factors which are also boosting production. Harvest weights at Norwegian farms have picked up after a long period of decline.

According to the most recent forecasts from market research firm Kontali, global Atlantic salmon production is expected to increase 3.6 percent in 2020, although the increase in Norwegian production for the year will only be around 1.7 percent. On the market side, there has been a shift in Norway's export flows towards markets that process salmon for re-export, such as Poland, according to the Norwegian Seafood Council (NSC). This reflects changing market dynamics driven by the pandemic, with a shift in consumer preferences towards prepared and preserved seafood options. Overall, Norwegian exports continue to exhibit positive trends, with the total for September coming to 118 000 tonnes worth NOK 6.1 billion, according to the latest report from the NSC. These represent increases of 3 and 2 percent respectively compared with September 2019. In the UK, Kontali forecasts approximately flat production this year. Prices for Scottish farmed Atlantics have declined in line with their Norwegian counterparts, with prices for HOG farmed Atlantics (3-6 kgs, DAP) being quoted at GBP 4.15 per kg in week 42. This 3.5 percent lower than 4 weeks prior and 27 percent down from a month ago.

While farmed Atlantic prices are currently low compared with the historically high levels achieved over recent years, farmed salmon prices remain well above breakeven levels, in contrast to several other aquaculture industries at present. Disease management costs have been a concern recently and a spike in infectious salmon anemia in Norway this year will potentially add to these, but sea lice levels have been falling and the general outlook remains reasonably optimistic given the current market situation. Fish Pool forward prices for the last quarter of 2020 are now at NOK 53.97 per kg, with expectations for a push above NOK 60 as end-of-year demand kicks in. Supply is expected to tighten further in 2021, supporting solidly profitable price levels.

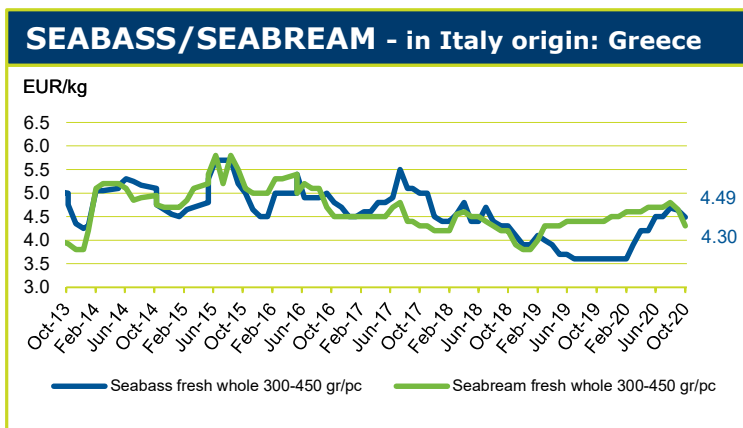


TROUT

Prices for fresh whole farmed trout out of Norway have been recovering over recent weeks from a sustained low as supply finally begins to tighten, with an average export price for fresh whole of NOK 50.24 per kg reported in week 40. The NSC reported 7 500 tonnes of trout exports worth NOK 370 million in September, increases of 41 percent and 22 percent respectively compared with the same month last year.

SEABASS SEABREAM

As we enter the last quarter of the year, generally a weak period for bass and bream, prices for both species have dropped. Prices for Greek origin fresh whole farmed bass (300-450 g) in the largest market Italy were quoted at EUR 4.49 per kg in October, 4.4 percent lower than September, while prices for bream of the same size in the same market fell 4.5 percent to EUR 4.30 per kg. The last time bass prices climbed above bream was in early 2019, and this marks the culmination of a steep upward trend for bass observed during 2020. The industry has weathered the COVID-19 pandemic better than expected considering the relatively high proportion of sales that depend on the heavily affected food service sector, largely due to a sharp drop in annual production of an estimated 6 percent. However, the uptick in export volumes towards the end of the summer may point to a build up of biomass in the pens due to delayed harvesting as farmers kept their fish in the sea in the hope that market conditions would improve. Further price declines are likely over the remainder of the year.





Fish Species Trade Name	Product Form	Grading	Price per kg			Reference & Area	Origin	
			As stated	EUR	USD			
GROUND FISH							October 2020	
Cod/Cabillaud, Morue/ Bacalao <i>Gadus morhua</i>	Fresh gutted			1.75	2.07	Poland FOB	Baltic Sea	
	Fresh - fillet	200-400 g/pc		7.22	8.49	Italy CPT	Denmark	
	Fresh - Whole	1-2 kg/pc		7.35	8.65	DDP CIF DDP CIF	Poland	
		2-4		8.49	9.99			
	Fresh - fillet	100-200 g/pc		8.61	10.13		DDP	Iceland
		200-400		11.09	13.04			
	Fillet - wet salted - 1st quality produced from fresh raw material	700-1000 g/pc		9.70	11.41		CIF	Norway
	Portion single frozen, 10% glaze	100-150 g/pc		9.15	10.76 +			
<i>Gadus macrocephalus</i>	Stockfish	700 g/pc		24.00	23.00		DDP CIF	Denmark
	Fillet - wet salted - 1st quality produced from frozen raw material	400-700 g/pc		8.70	10.24			
Hake/Merlu/Merluza <i>Merluccius capensis</i>	Minced block			2.02	2.38 +	Namibia FOB for Spanish market	Namibia	
	IQF portion, trapeze	90-110 g/pc		7.95	9.35 =	Italy CIF		
	Fillets, skin-on, interleaved, frozen on board	115-170 g/pc		3.88	4.56 +	Spain FOB	Spain	
		170-225		4.09	4.81 +			
	Fillets, skinless, interleaved frozen on board	55-115 g/pc		3.89	4.58 -	Italy CPT	Croatia	
		115-170		3.98	4.68 -			
	land frozen	170-225		4.59	5.40 +	Italy CPT	Croatia	
		400-600		2.78	3.27 -			
	H&G, IWP, frozen on board	600-900		3.19	3.75 -	Italy CPT	Croatia	
		100-200 g/pc		4.92	5.79			
<i>Merluccius merluccius</i>	Fresh - whole	200-300		4.33	5.10	Italy CPT	Croatia	
		100-200 g/pc		4.93	5.80			
<i>Merluccius senegalensis</i>	Fresh - gutted	200-300		4.50	5.29	Spain FOB	Spain	
		300-400		5.50	6.47			
		400-600		5.50	6.47			
		H&G, IQF	1-1.5 g/pc		2.75			3.24 =
<i>Merluccius hubbsi</i>	H&G	1.5-2		3.35	3.94	Spain FOB	Spain	
		2-2.5		3.69	4.34 =			
		> 200 g/pc		1.35	1.59			
		150-250		1.53	1.80 -			
<i>Merluccius productus</i>	H&G, interleaved	250-450		1.64	1.93 -	Spain FOB	Spain	
		300-450		1.99	2.34 -			
		100-200 g/pc		1.62	1.91 +			
		200-300		1.63	1.92 +			
	Fillets, skinless, interleaved	350-450		2.19	2.58 =	Spain FOB	Argentina	
		450-700		2.19	2.58			
	Fillets, skin-on, interleaed	700-900		2.58	3.04	Spain FOB	Argentina	
		900-12000		2.69	3.16			
Fillets, skinless, interleaved	60-110 g/pc		3.45	4.06 -	Spain FOB	Argentina		
	120-170		3.65	4.29				
<i>Merluccius productus</i>	Fillets, skin-on, interleaed	60-120 g/pc		2.72	3.20 -	Spain FOB	Argentina	
		Fillet, PBO		2.80	3.30 =			
Minced block			1.95	2.30 =	USA EXW	USA		
Alaska pollack/Lieu de l'Alaska/Colin de Alaska <i>Theragra chalcogramma</i>	H&G	>25	RUB	72.50	0.80	0.94	Russian Fed. wholesale Vladivostok	Russian Fed.
		>30		0.81	0.95	wholesale Moscow		
		>25		1.59	1.87			
Haddock/Eglefin/Eglofino <i>Melanogrammus aeglefinus</i>	H&G	< 0.8 kg/pc	NOK	26.50	2.46	2.87 +	Sweden FCA	Norway
Ling/Lingue franche/ Maruca <i>Molva molva</i>	Fillet - wet salted Produced from fresh raw material 1st quality	1-1.5 kg/pc		5.50	6.47	Italy DDP	Faeroe Islands	
Monkfish/Baudroie/ Rape <i>Lophius spp.</i>	Fresh - Tail	< 0.3 kg/pc		5.79	6.81	Italy CPT	UK	
		0.3-0.5		6.46	7.60			
		0.5-1		9.37	11.02			
		1-2		9.57	11.25			
		> 2		9.90	11.64			
Tails	300-800 g/pc		4.25	5.00	Spain FOB	Spain		
	500-1000		5.25	6.18				
	900-1500		6.25	7.35				
Blue whiting/Merlan bleu/ Bacaladilla <i>Micromesistius poutassou</i>	Landfrozen, IQF	8-10 pc/kg		0.69	0.81			
Bogue/Boga <i>Boops boops</i>	Landfrozen, block	150-250 g/pc		0.75	0.88 =			



Fish Species Trade Name	Product Form	Grading	Price per kg		Reference & Area	Origin
			As stated	EUR USD		
GROUND FISH (cont.)						October 2020
Bigeye grenadier/ Grenadier à gros yeux/ Granadero ojisapo <i>Macrourus holotrachys</i>	Frozen on board, skinless H&G, interleaved	100-250 g/pc	1.45	1.71	Spain FOB	Argentina
		200-400	1.64	1.93		
		200-500	1.68	1.98		
		500-800	1.73	2.04		
		> 800	1.75	2.06		
Patagonian grenadier, Hoki/ Grenadier de Patagonie/ Merluza de cola <i>Macruronus magellanicus</i>	H&G, interleaved	100-300 g/pc	1.45	1.71		
		200-500	1.65	1.94		
		500-700	1.75	2.06		
		> 800	1.79	2.11		
John Dory/ Saint Pierre Pez de San Pedro <i>Zeus faber</i>	Fresh whole	1-2 kg/pc	17.50	20.59 =	France wholesale	France
		2-3	21.00	24.71 =		
	Fresh - gutted	800-1000 g/pc	13.61	16.01	Italy CPT	Senegal
	Fresh- whole headless	small medium big	3.30 6.20 6.90	3.88 7.29 8.12	Mauritania FOB for European market	Mauritania
FLATFISH						October 2020
Turbot/Rodaballo <i>Psetta maxima</i>	Fresh - whole farmed	0.5-1 kg/pc	4.00	4.71 =	Spain CIF	Spain
		1-2	5.00	5.88 =		
		2-3	7.00	8.24 =		
		3-4	9.00	10.59 =		
	Fresh - whole farmed	0.4-0.6 kg/pc	6.70	7.88	Italy CPT	Spain/Portugal
		0.6- 0.8	6.61	7.78		
		0.8-1	7.19	8.46		
		1-1.5	7.26	8.54		
		1.5-2	7.30	8.59		
		2-2.5	7.35	8.65		
		2.5-3	7.38	8.68		
	3-4	8.87	10.43			
Fresh - whole	0.5-1 kg/pc	11.04	12.99		Netherlands	
	1-2	16.58	19.51			
	2-3	16.23	19.09			
	3-4	19.95	23.47			
	> 4	24.50	28.82			
Fresh - gutted	0.7-1kg/pc	9.24	10.87			
		1-2	13.93	16.38		
Sole/Sole/ Lenguado <i>Solea vulgaris</i>	Fresh - whole wild	< 175 g/pc	7.25	10.80	Spain CIF	
		170-200	14.70	17.29		
		200-300	15.80	18.59		
	Fresh - whole wild	200-300 g/pc	21.60	25.41		France
		300-400	24.70	29.06		
	Fresh - whole	No. 3	14.90	17.53	Italy CPT	Netherlands
		No. 5	6.34	7.46		
		No. 2	23.50	27.65		
Fresh - gutted	No. 3	18.78	22.09			
	No. 4	14.73	17.33			
	No. 2	16.20	19.06			
	No. 3	14.02	16.50			
	No. 4	11.59	13.64			
	No. 5	9.62	11.31			
European plaice/ Plie d'Europe/ Solla europea <i>Pleuronectes platessa</i>	Fresh - whole	300-400 g/pc	5.55	6.53	Spain CIF	
		400-600	4.70	5.53		
		> 600	5.40	6.35		
	IQF, white skin-on, 25% glaze	No. 2	6.05	7.12 =	Netherlands FOB for Italian market	
	IQF skin-off, 25% glaze		6.15	7.24 =		
European Flounder/ Flet d'Europe/ Platija europea <i>Platichthys flesus</i> <i>Scophthalmus rhombus</i>	Fresh - fillets skin-on skinless	Large	5.65	6.65	Italy CPT	
		Large	6.41	7.54		
		whole	2.52	2.96		
	Fresh, whole		1.51	1.78	FCA	Netherlands
			7.41	8.72		
			12.98	15.27		
Fresh, gutted	500-1000g/pc	8.78	10.32			
	1000-2000	13.55	15.94			
Cadenat's sole/ Sole de Cadenat Sortija de Cadenat <i>Pegusa cadenati</i>	whole, IQF	12-15 cm	0.69	0.81	Spain fob	Spain



Fish Species Trade Name	Product Form	Grading	Price per kg		Reference & Area	Origin
			As stated	EUR USD		
TUNA/BILLFISHES						
						October 2020
Tuna/Thon/Atún for canning	Skipjack - whole		1.14	1.35 -	Bangkok CFR FOB	Western/Central Pacific Ocean
			1.08	1.28 -		
	Skipjack - whole		1.40	1.65 -	Ecuador ex-vessel	Eastern Tropical Pacific Ocean
	Yellowfin - whole		1.95	2.30 =		
	Skipjack - whole		0.95	1.12 -	Seychelles FOB	Indian Ocean
	Yellowfin - whole		1.80	2.12 -		
	Skipjack - whole		1.01	1.19 -	Abidjan ex-vessel	Atlantic Ocean
	Yellowfin - whole	> 10 kg	1.93	2.27 -		
	Skipjack - whole	1.8-3.4 kg/pc	1.20	1.41 -	Spain CFR	Various origins
	Yellowfin - whole	> 10 kg	2.00	2.35 -		
	Skipjack - cooked & cleaned loins - vacuum packed	double cleaned	3.90	4.60	Italy DDP	Solomon Islands
	Yellowfin - cooked & cleaned loins - vacuum packed	double cleaned	5.81	6.85		Kenya/Mauri- tius/Solomon Is.
	Skipjack	> 1.8 kg/pc	1.02	1.20 =	Tunisia CFR	Seychelles
			1.46	1.73		Ghana
	Yellowfin- whole	> 10 kg 3-10 kg/pc	2.00	2.35 -	Spain DAT	Atlantic Ocean
			1.77	2.08		
	Yellowfin- frozen loins		6.20	7.32	DDP	Eastern Pacific
	Skipjack - whole	> 3.5 kg	1.10	1.29 -		DAT
	Skipjack- frozen loins		3.80	4.47	DDP	Eastern Pacific
	Skipjack - cooked loins	single cleaned	3.35	3.95 +		
	Bigeye- frozen loins		6.02	7.10		
	Bigeye- whole	> 10 kg	2.23	2.62	DAT	Atlantic Ocean
	Skipjack - whole		1.78	2.10	Europe CFR	Ecuador
	Yellowfin - pre-cooked loins	double cleaned	5.34	6.30 -		
	single cleaned	4.92	5.80 -			
Skipjack - pre-cooked loins		4.49	5.30 -			
for direct consumption	Atlantic bluefin - whole	20-30 kg/pc	6.63	7.80	Italy CPT	Greece
		30-50	6.99	8.22		
		> 50	6.72	7.91		
	Albacore - whole	4-9 kg/pc	4.25	5.00		Italy
		9-12	6.25	7.35		
		> 12	6.50	7.65		
Swordfish/Espadon/ Pez espada <i>Xiphias gladius</i>	Fresh- whole		13.00	15.29 -	France, wholesale	Atlantic
	Frozen- filet, vacuum		8.40	9.88 =		Spain
	Fresh - gutted	< 12 kg/pc	10.23	12.03	Italy FCA	Morocco
	Whole Mediterranean	13-18	10.11	11.89		
		19-25	10.11	11.89		
		26-35	10.19	11.98		
	Whole Atlantic	19-25	8.62	10.14		
		26-35	8.62	10.14		
		36-50	8.33	9.80		
		> 50	9.88	11.62		
	H&G, skin-on	< 10 kg/pc	3.99	4.69 =	Spain FOB	Spain
		10-30	5.85	6.88 +		
	30-50	6.35	7.47 +			
	50-70	5.98	7.04			
	70-100	5.35	6.29 +			
	100-150	4.68	5.51 +			
	> 150	4.45	5.24 +			
H&G, skin-on, broken	10-150	3.75	4.41 -			
SMALL PELAGICS						
						October 2020
Mackerel/Maquereau/ Caballa <i>Scomber scombrus</i>	Fresh - whole		2.85	3.35	Italy CPT	Belgium
			3.66	4.31		UK
			1.00	1.18		Croatia
			2.58	3.04		Norway
			3.43	4.03		France
		4-6 pc/kg	3.75	4.41		
	Fresh - Fillets butterfly cut		5.60	6.59		
			6.11	7.18		
	Whole	2-3 pc/kg 3-4	1.26	1.48 =	Spain FOB	Spain
			1.24	1.46 =		
Large			0.80	0.94	Mauritania FOB for European market	Mauritania
Medium			0.75	0.88		
	Small	0.75	0.88			



Fish Species Trade Name	Product Form	Grading	Price per kg		Reference & Area	Origin	
			As stated	EUR USD			
SMALL PELAGICS (cont.)						October 2020	
Horse Mackerel/ Chincard/ Jurel <i>Trachurus spp</i>	Whole	> 24 cm/pc	1.23	1.45	Morocco FOB for European market	Morocco	
	Whole, IQF	2-3 pc/kg	1.29	1.52	Spain FOB	Spain	
		2-4	1.25	1.47			
		3-4	1.23	1.45			
		4-7	0.95	1.12			
		8-15	0.95	1.12			
		30-40	0.65	0.76			
500-1000 g/pc	1.43	1.68	Guinea				
	200-500	1.09	1.28		Mauritania		
Herring/Hareng/Arenque <i>Clupeidae</i>	Fresh - fillet		3.94	4.64	Italy CPT	Denmark	
	Fresh - whole	250-300 g/pc	0.81	0.95	Russian Fed. wholesale Moscow	Russian Fed.	
		> 350	1.52	1.79			
		250- 300 g/pc	0.66	0.78	Russian Fed. wholesale Vladivostok		
		> 300	0.87	0.70			
> 250	0.61	0.72					
70-100 g/pc	0.37	0.44 +	Poland FOB	Baltic			
		0.18	0.21 -				
Sardine/Sardine/ Sardina <i>Sardina pilchardus</i>	Fresh - whole		1.23	1.45	Italy CPT	Croatia	
			1.75	2.06		Spain	
			1.30	1.53		Italy	
			2.07	2.44		France	
			5.53	6.51			
			4.15	4.88		UK	
	Fresh - fillet		2.39	2.81	FCA	Spain	
			1.25	1.47		Croatia	
			2.35	2.76		Italy	
			2.45	2.88		Spain FOB	Morocco
			2.60	3.06 -		France- wholesale	France
			2.20	2.59 -			
	Whole, IQF, 3% glaze						
	H& G						
	IQF, skin-on, open butterfly fillet						
	Fresh- whole						
CEPHALOPODS						October 2020	
Squid/Encornet/Calamar <i>Loligo spp.</i>	Whole	S (< 18 cm)	7.30	8.59 =	Italy CIF	South Africa	
		M (18-25)	8.30	9.76 =			
		L (25-30)	9.30	10.94 =			
		XL (>30)	9.30	10.94 =			
	Fresh - whole	100-300 g/pc	13.60	16.00	FCA	Morocco	
		300-400	9.90	11.65			
		400-600	12.84	15.11			
		600-1000	12.45	14.65			
			11.50	13.53		Croatia	
Whole, IWP	3P	6.65	7.82	Spain FOB	Morocco		
	2P	8.25	9.71				
	31-35 cm/pc	8.89	10.46				
	> 36	8.89	10.46				
Whole	2 small	3.85	4.53	Mauritania FOB for European market	Mauritania		
	3 small	3.65	4.29				
	4 small	3.50	4.12				
	small	5.75	6.76				
	medium	7.60	8.94				
large	8.40	9.88					
Whole	10-12 cm/pc	4.15	4.88 +	Spain FOB	Argentina		
	12-14	5.69	6.69 -				
	6-12 cm/pc	0.95	1.12				
	23-26	3.28	3.86				
Tentacles	40-80 g/pc	5.45	6.41				
Tubes	19-23 cm/pc	4.69	5.52				
Octopus/Poulpe/Pulpo <i>Octopus vulgaris</i>	Whole - FAS	T1	7.89	9.28	Morocco FOB, for Spanish market	Morocco	
		T2	7.89	9.28			
		T3	7.89	9.28			
		T4	7.89	9.28			
		T5	7.78	9.15			
	Sushi slice	7 g/pc	9.70	11.45 =	Europe CFR	Indonesia	
		100% net weight		11.02 13.00 =			
boiled cut	9		7.54 8.90 =				
	100% net weight						
Flower type	1-2 kg/pc	3.81	4.50 =				
	>2	4.75	5.60 =				



Fish Species Trade Name	Product Form	Grading	Price per kg		Reference & Area	Origin	
			As stated	EUR USD			
CEPHALOPODS (cont.)						October 2020	
Octopus/Poulpe/Pulpo <i>Octopus vulgaris</i>	Fresh	1-2 extra small	8.00	9.41	Italy CPT FCA CPT FCA CPT EXW	Croatia	
			3.33	3.92		France	
			10.88	12.81		Italy	
			9.46	11.13 -		Spain	
			7.70	9.06		Croatia	
			7.45	8.76			
			9.19	10.81		Morocco	
			8.74	10.28			
			8.41	9.89			
			7.91	9.31			
			7.22	8.49			
			8.45	9.94 -		Spain FOB	
			8.55	10.06 -			
			7.89	9.28 -			
7.99	9.40						
		T5	7.48	8.80 +		Guinea	
		T6	6.75	7.94			
		T7	6.48	7.62			
		T8	6.25	7.35			
<i>Eledone moschata</i>	Fresh		5.50	6.47 =	France, wholesale	Europe	
	Frozen		11.00	12.94 =			
	Fresh - whole	Mixed		3.90	4.59	Italy CPT	Croatia
		Small		6.25	7.35		
		Medium		4.85	5.71		
		Extra		2.00	2.35		
	Frozen- whole	50-100 g/pc		4.29	5.06	CFR	Yemen
		100-200		5.21	6.15		
		200-300		5.21	6.15		
		300-500		5.21	6.15		
400-600			5.21	6.15			
600- 1000			5.21	6.15			
500-1000		5.21	6.15				
1000- 2000		5.21	6.15				
<i>Eledone cirrhosa</i>	Cleaned, block	100-150 g/pc	7.91	9.31	Spain FOB	Spain	
Cuttlefish/Seiche/ Sepia <i>Sepia spp.</i>	Frozen at land- whole block	100-200 g/pc	4.15	4.90	Viet Nam CIF	Yemen	
		200-300	4.15	4.90			
		>300	4.15	4.90			
	FAS- whole block	200-300 g/pc		4.03	4.75		
		300-500		4.03	4.75		
		500-1000		4.03	4.75		
		1000- 2000		4.03	4.75		
	Whole	200- 300 g/pc		2.54	3.00 -	Europe CIF	
		300- 500		3.01	3.55 -		
		500- 1000		3.22	3.80 +		
		70-160 g/pc	3.98	4.68	Spain FOB	Spain	
		160-250	3.98	4.68			
CRUSTACEANS						October 2020	
Whiteleg shrimp/ Crevette pattes blanches/Camarón patiblanco <i>Penaeus vannamei</i>	PD, chemical treatment 100% net weight treated with non-phosphate	31-40 pc/lb	7.80	9.20 =	Europe CFR	Indonesia	
		41-50	6.95	8.20 -			
		51-60	6.82	8.05 -			
		61-70	6.69	7.90 -			
		71-90	6.57	7.75 -			
Argentine red shrimp/ Salicoque rouge d'Argentine/ Camarón langostín argentino <i>Pleoticus muelleri</i>	Head-on, shell-on	10-20 pc/kg	8.40	9.88 +	Spain EXW	Argentina	
		20-30	8.10	9.53 +			
		30-40	8.00	9.41 +			
		40-60	7.90	9.29 =			
			10-20 pc/kg	7.85	9.24 =	FOB	
			20-30	7.85	9.24 =		
	Headless	C1	9.40	11.06	Italy CPT		
Whole	L2	5.85	6.88				
Peeled IQF	20-40 pc/kg	12.90	15.18	FCA			
Deep-water rose shrimp/ Crevette rose du large/ Gamba de altura/ Parapenaeus longirostris	Farmed, organic, cooked	20-30 pc/kg	26.00	30.59 =	France, wholesale	Madaqascar	
		30-40	22.00	25.88 =			
		40-50	16.50	19.41 =			
	Farmed, cooked	40-50	15.50	18.24 =			



Fish Species Trade Name	Product Form	Grading	Price per kg			Reference & Area	Origin
			As stated	EUR	USD		
CRUSTACEANS (cont.)							October 2020
Norway lobster/ Langoustine/Cigala <i>Nephrops norvegicus</i>	Fresh - Whole, 4X1.5 kg	31-40	10.30	12.12	Spain DDP	Netherlands	
		41-50	8.52	10.02			
		Tails	40-60	13.35	15.71		
	Whole	00 pc/kg	17.25	20.29	CIF	Scotland	
		0	14.25	16.76			
	Whole	6-9 pc/kg	14.21	16.72	Italy CPT	Denmark	
11-15		9.44	11.11				
16-20		7.43	8.74				
31-40		5.58	6.56				
41-50		3.90	4.59				
European lobster/ Homard européen/ Bogavante <i>Homarus gammarus</i>	Live - bulk	400-600 g/pc	28.00	32.94 =	France delivered to French vivier	Ireland	
		600-800	28.00	32.94 =			
	Fresh - whole	Large	27.50	32.35	Italy CPT	UK	
		small	29.49	34.69			
		400-600 g/pc	28.16	33.13			
		600-800	19.19	22.58			
800-1000		21.00	24.71				
> 1kg	21.00	24.71					
Live		14.00	16.47	Mauritania FOB for European market	Mauritania		
Scalloped spiny lobster/ Langouste festonnée/ Langosta festoneada <i>Panulirus homarus</i>	Whole	100-200g	11.02	13.00 -	Taiwan (Province of China) CIF	Yemen	
		200-300	12.29	14.50 -			
		> 300	12.29	14.50 -			
	Whole, IWP	30-60 g/pc	13.56	16.00	Europe CIF		
		60-120	13.56	16.00			
		>120g	16.95	20.00			
Edible crab/Tourteau/ Buey de mar <i>Cancer pagurus</i>	Live, bulk	T2 (13-16 cm)	3.55	4.18 +	France Auction	France	
		500-700g/pc	6.20	7.29 +			
		>1 kg	7.00	8.24 +			
Spinous spider crab/ Araignée européenne/ Centolla europea/ <i>Maja squinado</i>	Fresh - female		5.30	6.24	Italy CPT	UK	
		male	4.50	5.29			
	female		4.90	5.76		France	
		male	5.50	6.47			
	Fresh-female	small	2.87	3.38			
		male	3.30	3.88			



Fish Species Trade Name	Product Form	Grading	Price per kg			Reference & Area	Origin	
			As stated	EUR	USD			
BIVALVES							October 2020	
Oyster/Huître/Ostra <i>Crassostrea gigas</i>	Live	No. 3	4.50	5.29 =		France prod. Price/ average export price	Ireland/France	
		60-100 g/pc	17.50	20.59		Spain CIF	Netherlands	
		95-110 g/pc >130	17.65	20.76			Italy	
			14.62	17.20			Netherlands	
Mussel/Moule/Mejillón <i>Mytilus edulis</i> <i>Mytilus galloprovincialis</i>	Live - Bottom mussel	Bulk	2.10	2.47 =		France wholesale	France	
			1.80	2.12 =			Netherlands	
	Live - Rope	60-80 pc/kg	2.00	2.35 =			Spain	
		Vacuum packed	30-40 pc/kg	1.95	2.29		Spain FOB	
	Fresh - whole			1.92	2.26		Italy CPT	Italy
				2.05	2.41		FCA	
				1.40	1.65 -			Spain
				3.40	4.00 +		CIF	Chile
Razor shell/Couteau/Navajas - Solenidae	Fresh	S	7.50	8.82		Spain CIF	Ireland	
		M	8.60	10.12				
		L	12.15	14.29				
		Live	10-12 cm/pc	3.80	4.47			
Great Atlantic scallop/Coquille-St- Jacques/Vieira <i>Pecten maximus</i>	Fresh whole shell, roe-on		3.50	4.12		France wholesale	France	
			3.40	4.00				
			26.00	30.59 -				
			28.00	32.94 =				
			27.50	32.35 =				
			29.00	34.12				
			29.00	34.12				Retail
SALMON							October 2020	
Atlantic salmon/Saumon de l'Atlantique/Salmón del Atlántico <i>Salmo salar</i>	Fresh - gutted, head-on	2-3 kg/pc	6.40	7.53 +		France wholesale	Norway	
		3-4	6.50	7.65 +				
		4-5	6.30	7.41 +				
		5-6	6.30	7.41 +				
		6-7	7.00	8.24 +				
		2-3 kg/pc	6.40	7.53 -				
		Superior quality	7.50	8.82 =				
		Smoked- Fillet, vacuum reconstituted sides	1-2 kg/pc	30.50	35.88 =			
		Fresh- Fillet	3-4 kg/pc	9.30	10.94 +			
		Smoked- Fillet, vacuum reconstituted sides	1-2 kg/pc	30.00	35.29 =			
	Fresh - gutted, head-on	1-2 kg/pc	NOK 31.71	2.94 3.44 +		Norway FOB	Norway	
		2-3	NOK 35.39	3.28 3.83 -				
		3-4	NOK 42.35	3.92 4.59 -				
		4-5	NOK 44.19	4.10 4.79 -				
		5-6	NOK 15.60	1.45 1.69 -				
		6-7	NOK 48.55	4.50 5.26 -				
		7-8	NOK 49.77	4.61 5.39 -				
8-9		NOK 51.28	4.75 5.56 -					
> 9		NOK 50.16	4.65 5.43 -					
Fresh		3-4 kg/pc	6.90	8.12				Spain CFR
gutté, head-on	4-5 kg/pc	4.85	5.71		Tunisia CFR			
	5-6	7.85	9.24					
IQF - salmon slices		9.73	11.45		Europe CFR			
Fresh - salmon cubes 8x8x8		9.73	11.45					
Fresh - Whole - Superior	2-3 kg/pc	4.39	5.16		Italy DDP	Norway		
	3-4	5.16	6.07					
	4-5	5.52	6.50					
	5-6	5.82	6.85					
	6-7	6.11	7.19					
	7-8	6.14	7.22					
	8-9	6.33	7.45					
	9-10	6.30	7.41					



Fish Species Trade Name	Product Form	Grading	Price per kg		Reference & Area	Origin	
			As stated	EUR USD			
SALMON (cont.)						October 2020	
Atlantic salmon/ Saumon de l'Atlantique/ Salmón del Atlántico <i>Salmo salar</i>	Fresh- Whole	3-4	4.85	5.71	Italy DDP	Norway	
		4-5	5.12	6.02			
		5-6	5.42	6.38			
	Fillet, cooked		5.09	5.99	FCA	Italy	
IQF portion, 10% glazing	100-150 g/pc	10.20	12.00 +	Denmark			
TROUT						October 2020	
Rainbow trout/ Truite arc-en-ciel/ Trucha arco iris <i>Oncorhynchus mykiss</i>	Fresh	300-400 g/pc	4.00	4.71	Italy CPT	Italy	
		Gutted	150-300 g/pc	4.70			5.53
		300-500 g/pc	5.00	5.88			
	Fresh, Fillet		8.70	10.24	France wholesale	France	
	Fresh, Fillet, skinless		7.27	8.55			
	Fresh- whole		6.20	7.29 =			
	Fillet		8.20	9.65 =			
	Fillet, smoked		26.00	30.59 =			
	Whole, gutted, bulk		11.39	13.40 -			
							Retail
FRESHWATER FISH						October 2020	
Arctic char/omble-chevalier/ Trucha alpina <i>Salvelinus alpinus</i>	Fresh- whole		8.70	10.24 =	France wholesale	Europe	
Nile perch/Perche du Nil/Perca del Nilo <i>Lates niloticus</i>	Fillet - skinless	300-500 g/pc	4.66	5.50	EU CFR	Uganda	
		Interleaved, 100% net weight	500-1000	5.47			6.45
	Fresh whole	200-400 g/pc	2.74	3.22	Italy FCA	Tanzania	
		yellow	200-400 g/pc	2.75			3.24
		red	200-400 g/pc	2.76			3.25
	green	200-400 g/pc	2.74	3.22			
	Fresh fillet	200-400 g/pc	3.70	4.35			
	400-700	3.63	4.27				
Pike perch/Sandre/ - Luciopeca <i>Sander luciopeca</i>	Fillet - skinless, PBI, IWP	500-1000 g/pc	5.47	6.45	Spain CFR	Europe	
		Average size	10.50	12.35 =			
	Fillet		12.20	14.35 +	France wholesale	Europe	
	Fresh- whole	2-3 kg	12.00	14.12			
Nile Tilapia/Tilapia du Nil/Tilapia del Nilo <i>Oreochromis niloticus</i>	Fillet - skinless, IQF, PBO non-treated, 10% glaze	5-7 oz/pc	3.85	4.00	Spain CFR	China	
Pangasius <i>Pangasius hypophthalmus</i>	Fillet, thawed		4.30	5.06	Italy CIF	Viet Nam	
NON-TRADITIONAL SPECIES						October 2020	
Sturgeon/Sturgeon/ Esturione <i>Acipenseridae</i>	Frozen - Whole	1.5-2 kg/pc	6.50	7.65 =	France CIF	France	
		Gutted	5-7 kg/pc	7.50			8.82 =
		Fillets	200-300 g/pc	15.00			17.65 =
		800-1000	15.00	17.65 =			
	<i>A.baeri</i>	Caviar (Aquitaine) metal boxes		995	1 171 =		
European eel/ Anguille d'Europe/ <i>Anguilla europea</i>	Smoked	Medium	47.00	55.29 =	France wholesale	Europe	
Dusky grouper Mérrou noir/Mero moreno <i>Epinephelus marginatus</i>	H&G	3-5 kg/pc	5.76	6.80 +	Europe CIF	Yemen	
		> 5	5.76	6.80 +			
	IWP, gutted	> 3 kg/pc	4.58	5.40 +	Italy CPT	Senegal	
	Fresh whole	10-20 kg/pc	10.70	12.59			
	1-2	12.90	15.18				
	2-4	12.90	15.18				
	> 20	10.20	12.00				
White grouper/ Merou blanc/Cherna de ley <i>Epinephelus aeneus</i>	Whole, gutted	3-5 kg/pc	5.51	6.50	FCA	Spain	
		5-10	4.66	5.50			
		> 10	4.66	5.50			
	Whole, fresh	1- 2 kg/pc	11.20	13.18			
Blue shark/ Peau bleue/Tiburón azul <i>Prionace glauca</i>	H&G, skin-on	< 4 kg/pc	0.59	0.69 =	Spain FOB	Spain	
		4-7	0.59	0.69 =			
		7-12	0.59	0.69 =			
		12-20	0.59	0.69 =			
		> 20	0.59	0.69 =			
	H&G, skinless	< 4 kg/pc	0.98	1.15 =			
		4-7	0.98	1.15 =			
		7-12	0.98	1.15 =			
		12-20	0.95	1.12 =			
		> 20	0.95	1.12 =			



Fish Species Trade Name	Product Form	Grading	Price per kg		Reference & Area	Origin
			As stated	EUR USD		
NON-TRADITIONAL SPECIES (cont.)						October 2020
Crimson jobfish Colas fil/Panchito hebra. <i>Pristipomoides filamentosus</i>	Whole, gutted	2-3 kg/pc 3- 5 5- 10	2.97 2.97 2.97	3.50 + 3.50 + 3.50 +	Europe CIF	Yemen
Spangled emperor/ Empereur moris/ Emperador relámpago <i>Lethrinus nebulosus</i>	Whole, gutted IQF, H&G	3-5 kg/pc > 5 3-5 > 5	3.18 2.67 3.81 3.81	3.75 3.15 4.50 4.50		
Common dolphinfish (Mahi Mahi)/ Coryphène commune/ Lampuga <i>Coryphaena hippurus</i>	Whole, gutted	2-3 kg/pc 3- 5 5- 10	1.02 1.10 1.27	1.20 - 1.30 - 1.50 -		
SEABASS/SEABREAM/ MEAGRE						October 2020
Seabass/Bar, Loup/Lubina <i>Dicentrarchus labrax</i>	Fresh - whole farmed	200-300 g/pc 300-450 450-600 600-800 800-1000 > 1000 200-300 g/pc 300-450 450-600 600-800 800-1000 > 1000 200-300 g/pc 300-450 450-600 600-800 800-1000 > 1000 200-300 g/pc 300-450 450-600 600-800 800-1000 > 1000 200-300 g/pc 300-450 450-600 600-800 800-1000 > 1000 200-300 g/pc 300-450 450-600 600-800 800-1000 > 1000 200-300 g/pc 300-450 450-600 600-800 800-1000 > 1000 200-300 g/pc 300-450 450-600 600-800 800-1000 > 1000 200-300 g/pc 300-450 450-600 600-800 800-1000 > 1000 200-300 g/pc 300-450 450-600 600-800 800-1000 > 1000	3.16 4.29 4.63 5.57 6.74 8.50 3.36 4.49 4.83 5.77 6.94 8.70 3.41 4.54 4.88 5.82 6.99 8.75 3.40 4.53 4.87 5.81 6.98 8.74 3.43 4.56 4.90 5.84 7.01 8.77 3.41 4.54 4.88 5.82 6.99 8.75 3.59 4.72 5.06 6.00 7.17 8.93 2.81 3.92 4.20 4.84 6.35 7.86 8.65 13.36 3.50 4.10 4.40 5.40 6.30 8.50	3.72 - 5.04 - 5.44 - 6.56 + 7.93 - 10.00 = 3.95 - 5.28 - 5.68 - 6.79 + 8.16 - 10.24 = 4.01 - 5.34 - 5.74 - 6.85 + 8.22 - 10.29 = 4.00 - 5.33 - 5.73 - 6.84 + 8.21 - 10.28 = 4.04 - 5.36 - 5.76 - 6.87 + 8.25 - 10.32 = 4.01 - 5.34 - 5.74 - 6.85 + 8.22 - 10.29 = 4.22 - 5.55 - 5.95 - 7.06 + 8.44 - 10.51 = 3.31 4.61 4.94 5.69 7.47 9.25 10.18 15.72 4.12 4.82 5.18 6.35 7.41 10.00	Greece FOB Italy CIF France CIF Spain CIF Germany CIF Portugal CIF UK CIF Italy FCA Italy CIF	Greece Greece Greece Turkey



Fish Species Trade Name	Product Form	Grading	Price per kg		Reference & Area	Origin	
			As stated	EUR USD			
SEABASS/SEABREAM/ MEAGRE (cont.)						October 2020	
Seabass/Bar, Loup/Lubina <i>Dicentrarchus labrax</i>	Fresh - whole farmed	200-300 g/pc	4.50	5.29	Spain CIF	Canary Island (Spain)	
		300-400	4.50	5.29			
		400-600	4.00	4.71			
		600-800	4.30	5.06			
		800-1000	5.50	6.47			
		1000-1500	9.12	10.73			
	1500-20000	12.50	14.71				
	Fresh - whole - wild Mediterranean	600-800	10.13	11.91	Italy CPT	Egypt	
		800-1000	10.13	11.91			
1000-2000		11.00	12.94				
Farmed - Orbetello	Large	10.70	12.59	FCA	Italy		
	Medium	9.70	11.41				
	Small	7.60	8.94				
Gilthead seabream/ Dorade royale/Dorada <i>Sparus aurata</i>	Fresh - whole farmed	200-300 g/pc	4.00	4.71 +	Greece FOB	Greece	
		300-450	4.10	4.82 -			
		450-600	4.15	4.88 -			
		600-800	5.10	6.00 -			
		800-1000	6.60	7.76 +			
		> 1000	8.00	9.41 -			
		200-300 g/pc	4.20	4.94 +			Italy CIF
		300-450	4.30	5.06 -			
		450-600	4.35	5.12 -			
		600-800	5.30	6.24 -			
		800-1000	6.80	8.00 +			
		> 1000	8.20	9.65 -			
		200-300 g/pc	4.25	5.00 +	France CIF		
		300-450	4.35	5.12 -			
		450-600	4.40	5.18 -			
		600-800	5.35	6.29 -			
		800-1000	6.85	8.06 +			
		> 1000	8.25	9.71 -			
		200-300 g/pc	4.24	4.99 +	Spain CIF		
		300-450	4.34	5.11 -			
		450-600	4.39	5.16 -			
		600-800	5.34	6.28 -			
		800-1000	6.84	8.05 +			
		> 1000	8.24	9.69 -			
		200-300 g/pc	4.27	5.02 +	Germany CIF		
		300-450	4.37	5.14 -			
		450-600	4.42	5.20 -			
		600-800	5.37	6.32 -			
		800-1000	6.87	8.08 +			
		> 1000	8.27	9.73 -			
		200-300 g/pc	4.25	5.00 +	Portugal CIF		
		300-450	4.35	5.12 -			
450-600	4.40	5.18 -					
600-800	5.35	6.29 -					
800-1000	6.85	8.06 +					
> 1000	8.25	9.71 -					
200-300 g/pc	4.43	5.21 +	UK CIF				
300-450	4.53	5.33 -					
450-600	4.58	5.39 -					
600-800	5.53	6.51 -					
800-1000	7.03	8.27 +					
> 1000	8.43	9.92 -					



Fish Species Trade Name	Product Form	Grading	Price per kg		Reference & Area	Origin	
			As stated	EUR USD			
SEABASS/SEABREAM/ MEAGRE (cont.)						October 2020	
Gilthead seabream/ Dorade royale/Dorada <i>Sparus aurata</i>	wild	600-800 g/pc	17.47	20.55	Italy FCA	Morocco	
		800-1000	18.63	21.91			
		1000-2000	19.97	23.50			
		> 2000	18.57	21.84			
	farmed	200-300 g/pc	3.95	4.65	CPT	Greece	
		300-400	3.95	4.65			
		400-600	4.37	5.14			
	wild	400-600 g/pc	10.25	12.06	FCA	Italy	
		600-800	10.25	12.06			
		800-1000	10.25	12.06			
		1000-2000	10.50	12.35			
	farmed Orbetello	Large	10.70	12.59	FCA	Italy	
		Medium	9.70	11.41			
1-2 kg/pc		13.50	15.88				
Fresh - whole	200-300 g/pc	3.80	4.47	Italy CIF	Turkey		
	300-400	3.80	4.47				
	400-600	3.80	4.47				
	600-800	5.00	5.88				
	800-1000	6.50	7.65				
	> 1000	7.50	8.82				
White seabream/Sar/Sargo <i>Diplodus sargus</i>	Fresh	300-500 g/pc	6.20	7.29	Italy CPT	Senegal	
			7.18	8.45		Spain	
Japanese threadfin bream/ Cohana japonaise/ Baga japonesa <i>Nemipterus japonicus</i>	Whole	100-200 g/pc	1.65	1.95	Vietnam CIF	Yemen	
		200- 300	1.91	2.25			
		300- 500	1.91	2.25			
	Whole, frozen at sea, block	100- 200 g/pc	2.34	2.76	USA CIF		
		> 200	2.68	3.16			
Santer seabream/ Denté nufar/Dentón nufar <i>Cheimerius nufar</i>		500-1000 g/pc	6.96	8.19	Italy CPT	Oman	
		1000-2000	6.96	8.19			
Meagre/Maigre commun/Corvina <i>Argyrosomus regius</i>	Fresh - Whole	500-1000 g/pc	5.30	6.24	Italy FCA	Greece	
		farmed	1000-2000	4.97			5.85
		> 2000	5.18	6.09			
		> 3000	5.50	6.47			
	wild	> 2000 g/pc	4.95	5.82	CIF CPT	Egypt	
		600-800 g/pc	6.30	7.41			
		800-1000	6.00	7.06			
		1000-2000	6.24	7.34			
		2000-4000	6.40	7.53			
		4000-6000	7.80	9.18			
		5-10 kg	7.30	8.59			
		10-15kg	8.50	10.00			
Fresh- whole, wild	> 1000 g/pc	10.00	11.76 -	France wholesale	France		



The European Fish Price Report is a monthly GLOBEFISH publication. This issue was prepared by Helga Josupeit, William Griffin, Felix Dent, and Alessia Capasso.

PRICE REFERENCE (INCOTERMS 2010)

CFR	Cost and Freight
CIF	Cost, Insurance and Freight
CIP	Carriage and Insurance Paid To
CPT	Carriage Paid To
DAT	Delivered at Terminal
DAP	Delivered at Place
DDP	Delivered Duty Paid
EXW	Ex Works
FCA	Free Carrier
FAS	Free Alongside Ship
FOB	Free on Board

PRODUCT FORM

C&P	Cooked and Peeled
FAS	Frozen at Sea
H&G	Headed and Gutted
HOG	Head on Gutted (salmon)
IQF	Individually Quick Frozen
IWP	Individually Wrapped Pack
PBI	Pinbone In
PBO	Pinbone Off
PD	Peeled and Deveined
PTO	Peeled Tail On
PUD	Peeled, Undeveined

CURRENCY RATES

		US\$	EUR
Canada	CAD	1.31	1.55
Hungary	HUF	308.29	360.20
Norway	NOK	9.23	10.79
USA	USD		1.18
EU	EUR	0.85	
Denmark	DKK	6.34	7.44
Russia	RUR	77.02	90.80

Exchange Rates 13.10.2020

SYMBOLS


- + Price increased in original currency since last report
- Price decreased in original currency since last report
- = Updated but unchanged price
- * New insertion
- Not updated since last issue

**GLOBEFISH Market Reports are available from the GLOBEFISH web site:
www.fao.org/in-action/globefish**

GLOBEFISH

Products, Trade and Marketing Branch (NFIM)
Fisheries Division
Food and Agriculture Organization of the United Nations
Viale delle Terme di Caracalla
00153 Rome, Italy

globefish@fao.org
www.globefish.org
#FAOfish



GLOBEFISH
