



Food and Agriculture
Organization of the
United Nations

EUROPEAN PRICE REPORT



Issue 4/2020 April 2020

Latest trends

The array of COVID-19 measures taken by governments aimed at slowing the spread of the virus, including business closures and travel restrictions, are hampering business activities all along the supply chain in Europe. European small-scale fishers, who mainly supply fresh fish to restaurants, have been heavily affected by the effective shutdown of the foodservice sector. Most of these producers are unable to pivot their businesses to target supermarket sales, which are currently favouring frozen fish suppliers. In Italy, for example, 90 percent of the fleet is currently tied up due to the COVID-19 restrictions.

Logistical difficulties are also impacting fresh fish trade in particular, as most airports are either closed or at least have reduced the number of flights. Canned fish producers, however, report strong demand and an upward price trend.

GROUND FISH

Suppliers of frozen-at-sea (FAS) fillets face a tough market as the 10 000 fish and chip shops in the UK were advised to close unless they can do home delivery, as part of attempts to contain the spread of COVID-19. Some fish and chip shops have restarted more recently, but the majority remain closed as of mid-April.

Index for prices

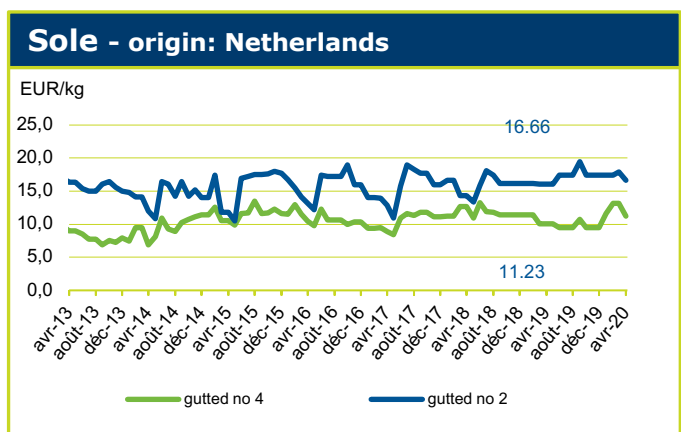
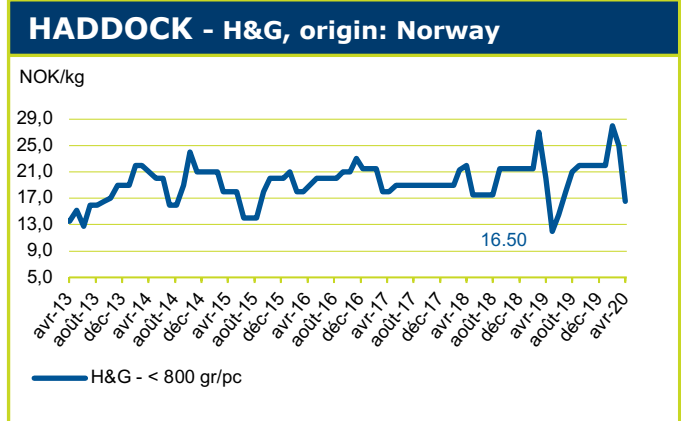
Groundfish	9
Flatfish	10
Tuna	11
Small Pelagics	11
Cephalopods	12
Crustaceans	13
Bivalves	15
Salmon	15
Trout	16
Freshwater fish	16
Non Traditional Species	16
Seabass-Seabream-Meagre	17

The **European Fish Price Report**, based on information supplied by industry correspondents, aims to provide guidance on broad price trends. Price information is indicative and should be used only for forecasting medium- and long-term trends. FAO is not responsible for any errors or omissions.

Consumption of wet-salted cod fillets from frozen raw material (*Gadus macrocephalus*) and wet-salted cod fillets (*Gadus morhua*) from fresh raw material of Faroese and Icelandic origin has almost stopped. In Spain, where there is usually strong consumption of wet salted cod during Lent, reports suggest sales have slowed to almost nil. In Italy too, the situation has rapidly deteriorated as the lockdown has been extended beyond the red zones of Veneto and Lombardy to include the rest of the country. In addition to bleak demand, the suspension of the Schengen Treaty is creating widespread logistical difficulties. Prices have dropped and, with the exception of some supermarket chains that have seen increased demand for wet salted cod, there have been drops in orders and sales throughout Europe.

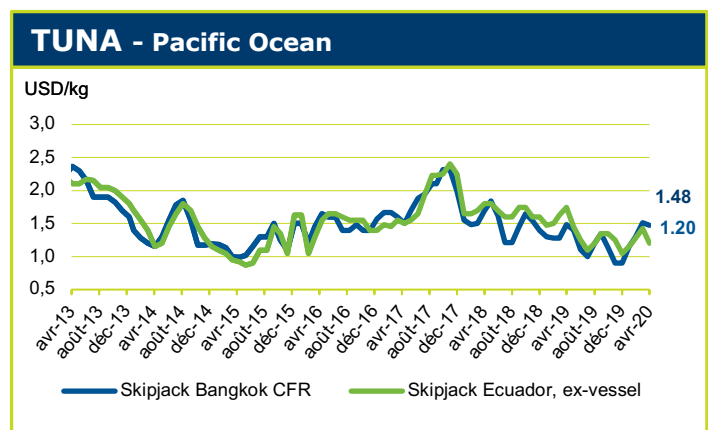
Dutch flatfish production has been hit by COVID-19, too, especially the higher end products such as fresh Dover sole, which is primarily sold to the restaurant sector in Southern Europe. Although demand from the retail sector is strong, especially for frozen flatfish fillets, overall the sector is suffering and is requesting EU assistance to help mitigate the financial damage.

The consequences of COVID-19 are also being felt in the Moscow wholesale market, and Alaska pollock demand has dried up.



TUNA - BILLFISHES

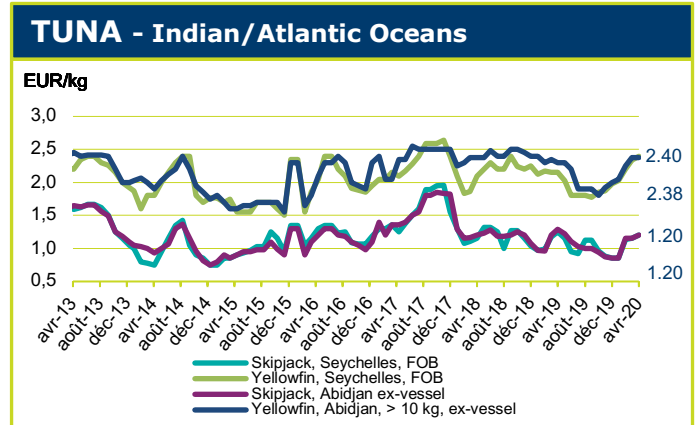
The fishing situation in the Western and Central Pacific (WCP) has remained the same as last month - mainly poor. Carrier arrivals in Thailand are limited but Thai canneries are reporting sufficient raw material inventories. Transshipment operations in the WCP have been greatly affected by the COVID-19 outbreak, with several ports now closed to carriers and fishing vessels. Finished goods orders for retail remain high while orders for food



service sizes have fallen as a result of the lockdown implemented in many countries. Skipjack prices remain more or less at March 2020 levels.

Catches in the Indian Ocean have been moderate and raw material inventories at local canneries are healthy. While there has been an increase in finished goods orders, local canneries are only able to operate at reduced capacity due to COVID-19 measures. Skipjack and yellowfin prices continue to increase.

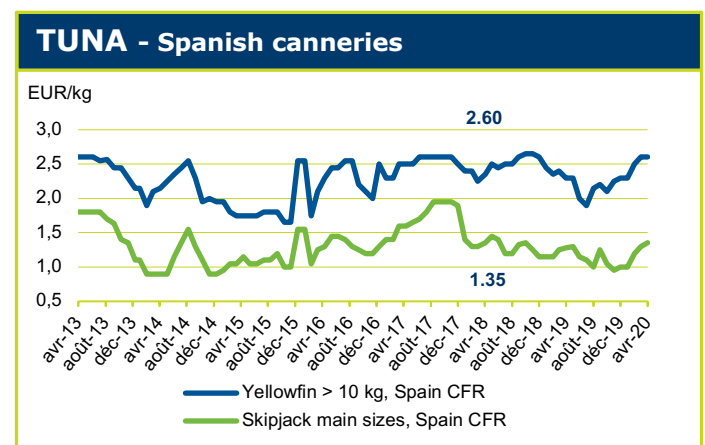
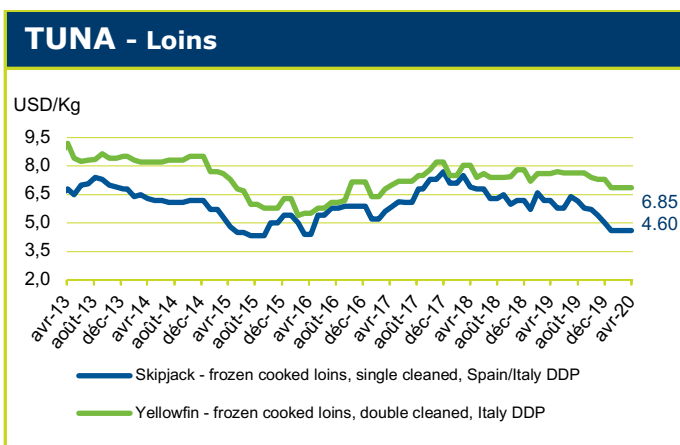
Fishing in the Eastern Pacific continues to be good and raw material inventories at local canneries remain healthy. However, again due to the implementation of measures to combat COVID-19, canneries are estimated to be operating at only 50 percent capacity. With the reduced demand from local canneries, skipjack prices have fallen to 20 percent below the Bangkok level while yellowfin prices are stable.



Catch rates in the Atlantic Ocean have improved to moderate but raw material inventories at local canneries remain moderate-to-low. As supplies remain on the short side, both skipjack and yellowfin prices have increased.

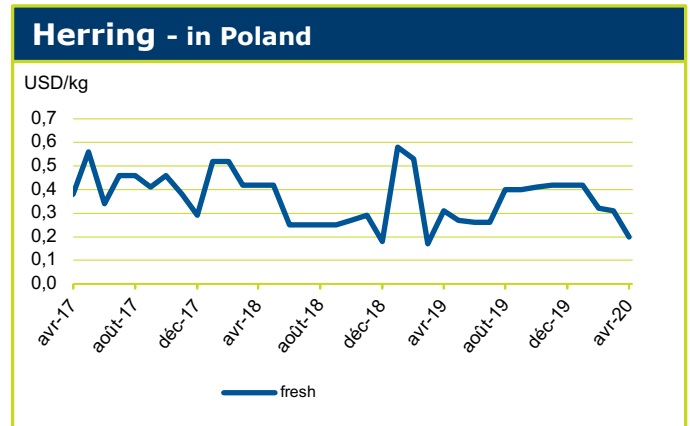
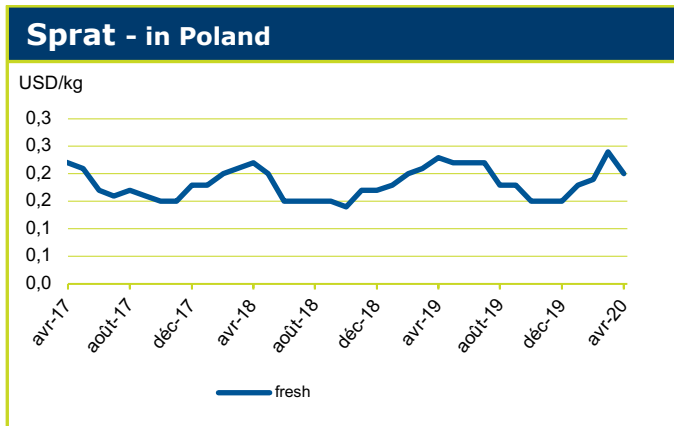
European prices for skipjack continue to rise while yellowfin prices remain steady. The market price for cooked, single cleaned skipjack loins is stable.

COVID-19 lockdowns have translated into strong sales of canned tuna in olive oil in Italy. In the last two weeks of February and the first of March, sales of these products were respectively 46.5, 36.5 and 9.6 percent higher year-on-year.



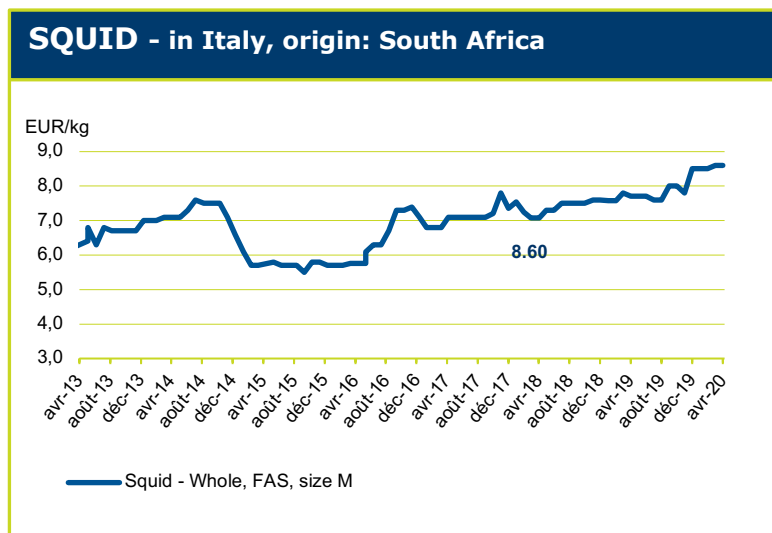
SMALL PELAGICS

In view of the general interest of consumers for low priced, but high quality products, the outlook for the small pelagics trade is quite positive. In Poland, demand for herring and sprat are reported to be good, although prices have taken a seasonal dip.



CEPHALOPODS

Demand for octopus and squid has been impacted by COVID-19 restrictions and in particular the closure of restaurants in Spain, which is the main market for these products in Europe. Some customers have asked for a postponement of the shipments by two or three months, hoping that the situation will improve during the summer months. Demand is slow, and prices are going down, despite very limited supply. The rest of the year will depend on the extent to which the COVID-19 measures impact the summer tourist season.

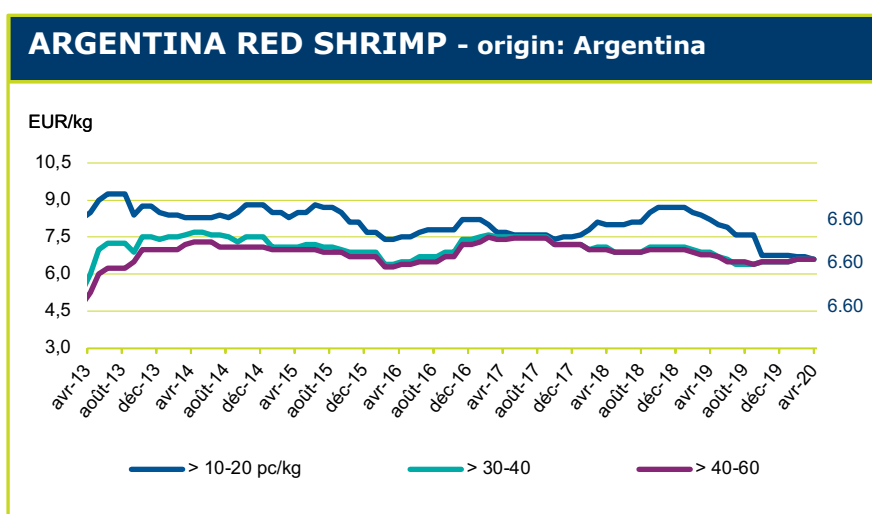


CRUSTACEANS

The European shrimp market has been impacted by the COVID-19 and the general economic slowdown. With the closing down of restaurants all over Europe, demand in this sector has come to a standstill. On the other hand, supermarket sales of frozen shrimp have been booming, leading to a product shortage. Coupled with a temporary closing down of Indian shrimp plants in line with the restrictions on economic activities, this has pushed frozen shrimp prices up. As of mid-April, Indian shrimp processors have opened up again, following the 9 April decision by the Indian authorities to exempt fishing and aquaculture and related activities from the country's lockdown as it looks to protect key industries. The Indian Ministry of Home Affairs declared that fishing and aquaculture could continue to operate as normal, as long as strict social distancing and hygiene rules are followed.

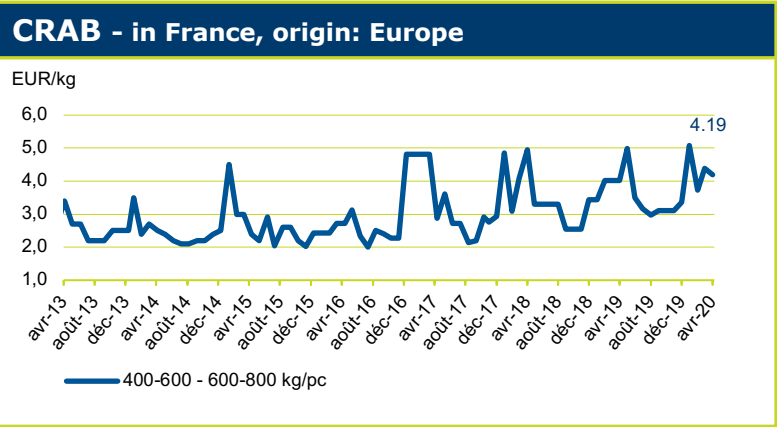
Indonesian shrimp producers are reporting low demand and have indicated that production in May will be only half of what is normal for this month as producers prepare for a long holiday after Ramadan. Since the outbreak of COVID-19, Indonesian shrimp processing factories have been applying physical rules for all workers and this has affected productivity.

The European, and in particular the Spanish, market for shrimp from Argentina is very bleak due to the COVID-19 outbreak. Only small quantities are being sold, all going to the retail sector. Prices are now the same for all sizes, meaning that large Argentine shrimp are being sold in European supermarkets at a discounted price of EUR 9.99 per kg. In Argentina, shrimp fishing north of the 41th parallel will begin on 18 April, which is two months later than in 2019. However, most of fleet is unlikely to be fishing in view of the severe lack of demand in the main markets.



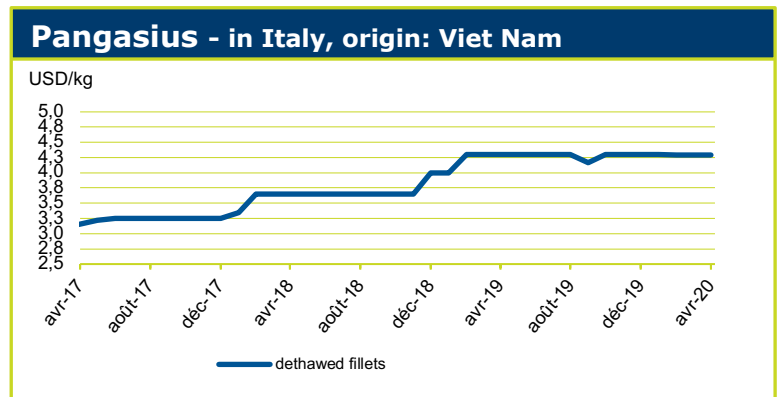
Crab landings are traditionally much lower at this time of year. Crab prices have already dropped due to decreased exports to China as a result of COVID-19. Closure of food service in Europe and declining sales of festive products have also impacted crab sales.

Lobster sales are poor due to the closure of restaurants and very poor sales of luxury products in the retail outlets.



FRESHWATER FISH

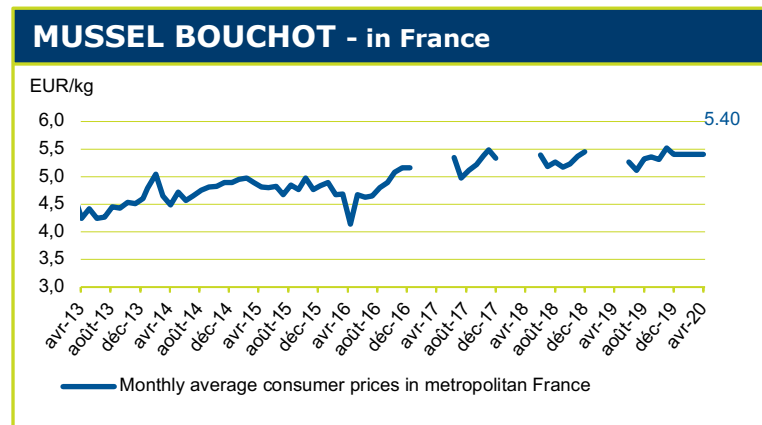
The closure of 10 000 fish and chips shops will have a substantial impact on pangasius fillets imports into the UK, as this species has increasingly been used to replace more expensive cod as raw material for the fish in fish and chips.



BIVALVES

The current COVID crisis is taking a heavy toll on seafood sales in general and festive shellfish products in particular. Demand has plummeted following restaurant closures and retail sales have also fallen. Easter travel was banned in France, Italy and Spain, so there has been an absence of the family gatherings which normally drive sales.

Oyster sales are reported to be very slow as older generations remain at home and consumers are less interested in luxury food items. This has had a very negative impact on French growers following on the heels of the norovirus problems at the end of 2019 which had already negatively impacted oyster sales.

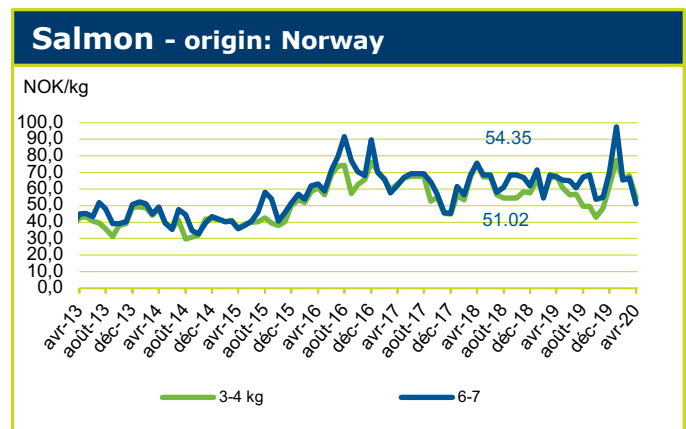


SALMON

After a good 2019 and positive start to 2020, prices for farmed Atlantic salmon on European markets are now falling steadily as demand weakens due to the wide-ranging market impacts related to COVID-19.

Although Atlantic salmon production growth is forecast to slow to around 2-3 percent in 2020, compared with 7 percent last year, this tightening of supply is not expected to be sufficient to keep prices falling this year. Average export prices in March were also marginally below the same month last year, at NOK 64.98 per kg, according to the most recent report from the Norwegian Seafood Council (NSC).

Norwegian salmon exports for the month totalled 85 000 tonnes worth NOK 6.1 billion, reflecting a 4 percent increase in volume and a 2 percent increase in value. Much has changed in the last month, however, with all market participants affected. As of week 15, the NASDAQ salmon index for head-on, gutted fresh Atlantics out of Norway was at NOK 52.74 per kg, some 20 percent below the same period last year and 21 percent down from 4 weeks ago.



The restaurant industry, which typically absorbs substantial quantities of farmed salmon, is now effectively shut down in all core markets and analysts are projecting a drop in global demand for salmon of at least 15 percent. At the same time, a shift in household consumption preferences towards frozen and processed options together with travel restrictions that have made shipping fresh product aboard passenger airliners substantially more difficult mean that retail sales of fresh salmon and trout have fallen significantly. In Scotland, the Scottish Environmental Protection Agency (SEPA) has relaxed certain rules, including those for biomass limits, in light of the difficulties firms are having staffing their facilities.

As of mid-April, forward prices at Fish Pool are hovering at around NOK 50 (USD 4.77) per kg for most of the remainder of the year. Although some important salmon markets, such as China, have begun relaxing some COVID-19 restrictions, significantly reduced economic activity is likely for several more months at least. The production forecast for Norway and Chile is 2 percent and 5 percent respectively, and Norway in particular has been grappling with high production costs. Although tightening supply will support prices to an extent, they are likely to fall to close to the breakeven point if the poor market environment persists. If this happens, salmon aquaculture companies can be expected to take significant hit to earnings and export revenues will fall.

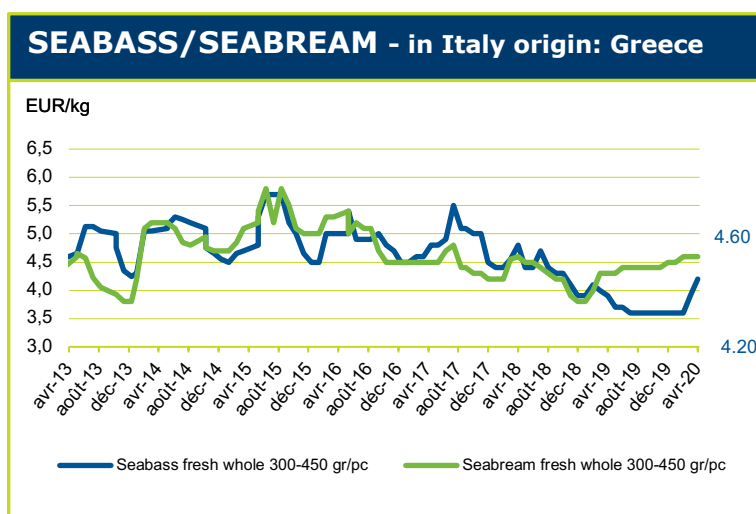
TROUT

Supply of farmed Norwegian trout has been growing strongly for some years now, and this continued in the first quarter of 2020. Biomasses as of March were 15 percent higher than the same month in 2019 and exports for month were up 46 percent in volume and 20 percent in value. Trout prices are generally closely correlated with salmon prices and have remained relatively high despite production growth. Since the COVID-19 outbreak, however, prices have fallen steeply to NOK 50.41 per kg for fresh head on, gutted as of week 15, 28 percent below the same week last year.

SEABASS SEABREAM

the European market for bass and bream starts to pick up in April going into May as seasonal restaurant demand kicks in but this year the COVID-19 restrictions have changed the picture completely. Although there has been some boost to retail sales since lockdown measures have been introduced, the majority of bass and bream suppliers are heavily dependent on the foodservice sector which has come to an almost complete stop in the most important European markets, including Italy and Spain.

While traded prices actually picked up in April, industry reports suggest logistics costs are spiking and sales are crashing. Biomasses are building up in the pens and firms that were already struggling with weak prices are now taking heavy losses. Representatives of the Greek industry are warning that financial pressures are at dangerous levels and government intervention is likely to be required.





Fish Species Trade Name	Product Form	Grading	Price per kg		Reference & Area	Origin
			As stated	EUR USD		
GROUND FISH						
April 2020						
Cod/Cabillaud, Morue/ Bacalao <i>Gadus morhua</i>	Fresh gutted			1,91 2,07	Poland FOB	Baltic Sea
	IQF portion, single frozen	100-150 g/pc		8,70 9,47	Italy CIF CPT	Iceland
	Fresh - fillet	50-100 g/pc		4,00 4,35		Belgium
		100-200		5,00 5,44		Denmark
		200-400		8,60 9,36 -		
	Fresh - Whole	1-2 kg/pc		6,55 7,13 -	FCA CIF DDP CIF DDP FCA CIF	Poland
		2-4		7,57 8,24 -		
	Fresh gutted	2-3 kg/pc		8,75 9,52 +		
		50-100 g/pc		4,31 4,69		
	Fresh - fillet	100-200 g/pc		9,22 10,03		Iceland
		200-400		10,50 11,43		
	Fillet- IQF	500-1000g/pc		4,80 5,22		Norway
				4,45 4,84		
Fillet - wet salted - 1st quality produced from fresh raw material	700-1000 g/pc		9,80 10,67	Denmark		
	Portion single frozen, 10% glaze	100-150 g/pc	8,80 9,58 +			
	Stockfish	700 g/pc	27,00 23,00			
<i>Gadus macrocephalus</i>		60-80 g/pc	31,70 34,50			
	Fillet - wet salted - 1st quality produced from frozen raw material	400-700 g/pc	8,70 9,47			
Hake/Merlu/Merluza <i>Merluccius capensis</i>	Minced block		1,83 1,99 =	Namibia FOB for Spanish market	Namibia	
	IQF portion, trapeze	90-110 g/pc	7,95 8,65 +	Italy CIF CPT	Croatia	
	Fresh - whole	100-200 g/pc	4,90 5,33 +			
		200-300	5,00 5,44 +			
	Fresh - gutted	100-200 g/pc	4,90 5,33	Spain EXW	USA	
		200-300	5,50 5,99			
300-400		6,00 6,53 -				
Fillet, PBO	400-600	6,21 6,76				
			2,95 3,20 =			
Minced block		1,93 2,10 =				
Alaska pollack/Lieu de l'Alaska/Colín de Alaska <i>Theragra chalcogramma</i>	H&G	>25	1,27 1,38 +	Russian Fed. wholesale Vladivostok	Russian Fed.	
		>30	0,81 0,88			
		>25	1,59 1,28 +			
Haddock/Eglefin/Eglofino <i>Melanogrammus aeglefinus</i>	H&G	< 0.8 kg/pc	NOK 16,50 1,46 1,60 -	Sweden FCA	Norway	
Ling/Lingue franche/ Maruca <i>Molva molva</i>	Fillet - wet salted Produced from fresh raw material 1st quality	1-1.5 kg/pc	5,60 6,09 =	Italy DDP	Faeroe Islands	
Monkfish/Baudroie/ Rape <i>Lophius</i> spp.	Fresh - Tail	< 0.3 kg/pc	7,30 7,95	Italy CPT	UK	
		0.3-0.5	11,35 12,35			
		0.5-1	13,32 14,50			
		1-2	14,23 15,49			
		> 2	15,76 17,15			
	Fresh - whole	0.5-1 kg/pc	5,78 6,29	FCA	France	
	1-2	6,00 6,53				
John Dory/ Saint Pierre Pez de San Pedro <i>Zeus faber</i>	Fresh whole	1-2 kg/pc	18,20 19,81 +	France wholesale	France	
			2-3			19,00 20,68 -
	Fresh - gutted	600-800 g/pc	9,90 10,77	Italy CPT	Senegal	
		800-1000	9,76 10,62			
		1000-2000	9,41 10,24			
	Fresh- whole headless	small medium big		0,80 0,87	Mauritania FOB for European market	Mauritania
			3,20 3,48			
			4,10 4,46			
			4,60 5,01			



Fish Species Trade Name	Product Form	Grading	Price per kg		Reference & Area	Origin
			As stated	EUR USD		
FLATFISH						
						April 2020
Turbot/Rodaballo <i>Psetta maxima</i>	Fresh - whole farmed	0.5-1 kg/pc	8,50	9,25 =	Spain CIF	Spain
		1-2	9,00	9,80 =		
		2-3	9,80	10,67 =		
		3-4	11,00	11,97 =		
	Fresh - whole wild	< 0.5 kg/pc	9,50	10,34	Spain DDP	Netherlands
		0.4-0.6	8,45	9,20		
		0.8-1	13,05	14,20		
		1-2	18,50	20,13		
		2-3	22,00	23,94		
		3-4	22,00	23,94		
Fresh - whole farmed	0.4-0.6 kg/pc	6,70	7,29	Italy CPT	Spain/Portugal	
	0.6- 0.8	6,93	7,54 -			
	0.8-1	7,48	8,14 -			
	1-1.5	8,26	8,99 -			
	1.5-2	8,03	8,74 -			
	2-2.5	9,60	10,45 +			
	2.5-3	9,50	10,34 +			
Fresh - whole	0.5-1 kg/pc	11,04	12,02	Italy CPT	Netherlands	
	1-2	16,58	18,05			
	2-3	16,23	17,66			
	3-4	19,95	21,71			
Fresh - gutted	0.7-1kg/pc	9,16	9,97 -	Italy CPT	Netherlands	
	1-2	10,37	11,29 -			
Sole/Sole/ Lenguado <i>Solea vulgaris</i>	Fresh - whole wild	< 175 g/pc	7,25	10,80	Spain CIF	Netherlands
		170-200	14,70	16,00		
		200-300	15,80	17,20		
		200-250	18,55	20,19		
		300-500	20,40	22,20		
		400-500	25,40	27,64		
		500-600	21,30	23,18		
	Fresh - whole wild	1 small	4,00	4,35	Mauritania FOB for European market	Mauritania
		2 small	3,00	3,27		
		3 small	2,30	2,50		
Fresh - whole wild	4 small	1,90	2,07	Italy CPT	France	
	Medium	4,50	4,90			
	200-300 g/pc	21,60	23,51			
	300-400	24,70	26,88			
Sole/Sole/ Lenguado <i>Solea vulgaris</i>	Fresh - whole	No. 2	23,50	25,58 +	Italy CPT	Netherlands
		No. 3	17,71	19,28 -		
		No. 4	14,73	16,03		
	Fresh - gutted	No. 2	16,66	18,13 -	Italy CPT	Netherlands
		No. 3	12,56	13,67 -		
		No. 4	11,23	12,22 -		
European plaice/ Plie d'Europe/ Solla europea <i>Pleuronectes platessa</i>	Fresh - whole	300-400 g/pc	5,55	6,04	Spain CIF	Netherlands
		400-600	4,70	5,12		
		> 600	5,40	5,88		
	IQF, white skin-on, 25% glaze	No. 2	6,00	6,53 =	Netherlands FOB for Italian market	Netherlands
IQF skin-off, 25% glaze		6,15	6,69 -			
European Flounder/ Fiet d'Europe/ Platija europea <i>Platichthys flesus</i>	Fresh - fillets skin-on skinless whole	Large	5,65	6,15	Italy CPT	Denmark
		Large	6,41	6,98		
			2,19	2,38		
			1,51	1,64		
	Fresh, whole		1,81	1,97	FCA CPT	Netherlands
		500-1000g/pc	10,60	11,54		
		1000-2000	15,64	17,02		
Fresh, gutted	500-1000g/pc	8,60	9,36	FCA CPT	Netherlands	
	1000-2000	13,08	14,24			



Fish Species Trade Name	Product Form	Grading	Price per kg		Reference & Area	Origin
			As stated	EUR USD		
TUNA/BILLFISHES						
						April 2020
Tuna/Thon/Atún <i>Thunnus spp.</i>	Skipjack - whole		1,36	1,48 -	Bangkok CFR FOB	Western/Central Pacific Ocean
			0,89	0,97		
	Skipjack - whole		1,10	1,20 -	Ecuador ex-vessel	Eastern Tropical Pacific Ocean
	Yellowfin - whole		2,21	2,40 -		
	Skipjack - whole		1,20	1,31 +	Seychelles FOB	Indian Ocean
	Yellowfin - whole		2,40	2,61 +		
	Skipjack - whole		1,20	1,31 +	Abidjan ex-vessel	Atlantic Ocean
	Yellowfin - whole	> 10 kg	2,38	2,58		
	Skipjack - whole	1.8-3.4 kg/pc	1,35	1,47 +	Spain CFR	Various origins
	Yellowfin - whole	> 10 kg	2,60	2,83 =		
	Skipjack - cooked & cleaned loins - vacuum packed	double cleaned	4,24	4,60 =	Italy DDP	Solomon Islands
	Yellowfin - cooked & cleaned loins - vacuum packed	double cleaned	6,31	6,85		Kenya/Mauri- tius/Solomon Is.
	Skipjack	> 1.8 kg/pc	1,17	1,27 +	Tunisia CFR	Seychelles
			1,59	1,73		Ghana
	Yellowfin - whole	> 10 kg 3-10 kg/pc	2,60	2,83 +	Spain DAT	Atlantic Ocean
			1,77	1,93		
	Yellowfin- frozen loins		6,74	7,32	DDP DAT	Eastern Pacific
	Skipjack - whole	> 3.5 kg	1,30	1,41		Atlantic Ocean
	Skipjack- frozen loins		4,88	5,31	DDP	Eastern Pacific
	Skipjack - cooked loins	single cleaned	5,98	4,10		
Bigeye- frozen loins		5,98	7,10	DAT	Atlantic Ocean	
Bigeye- whole	> 10 kg	2,23	2,42			
Skipjack - whole		1,93	2,10	Europe CFR	Ecuador	
Yellowfin - pre-cooked loins	double cleaned	5,43	5,90			
	single cleaned	4,60	5,00			
Skipjack - pre-cooked loins		4,51	4,90			
Swordfish/Espadon/ Pez espada <i>Xiphias gladius</i>	Fresh- whole		13,50	14,69 =	France wholesale	Atlantic
	Frozen- filet, vacuum		8,40	9,14 =		Spain
	Fresh - gutted	< 12 kg/pc	10,50	11,43	Italy FCA	
	Whole Mediterranean	13-18	10,50	11,43		
		19-25	10,50	11,43		
		26-35	7,01	7,63		
		Whole Atlantic	19-25	8,62		
		26-35	8,62	9,38		
		36-50	8,33	9,07		
		> 50	9,88	10,75		
					Morocco	
SMALL PELAGICS						
						April 2020
Mackerel/Maquereau/ Caballa <i>Scomber scombrus</i>	Fresh - whole		2,85	3,10	Italy CPT	Belgium
			2,49	2,71		UK
			1,00	1,09		Croatia
			2,82	3,07		Norway
			3,20	3,48 +		France
		4-6 pc/kg	3,75	4,08 +		
	Fresh - Fillets butterfly cut		5,97	6,50 +		
Mackerel/Maquereau/ Caballa <i>Scomber scombrus</i>	Whole	3-4 pc/kg	1,69	1,84	Spain FOB	Spain
		Large	0,80	0,87	Mauritania FOB for European market	Mauritania
		Medium	0,75	0,82		
		Small	0,75	0,82		
Horse Mackerel/ Chincard/ Jurel <i>Trachurus spp</i>	Whole	> 24 cm/pc	1,23	1,34	Morocco FOB for European market	Morocco
Herring/Hareng/Arenque <i>Clupeidae</i>	Fresh - fillet		2,77	3,01	Italy CPT	Denmark
	Fresh - whole	250-300 g/pc	0,81	0,88 +	Russian Fed. wholesale Moscow	Russian Fed.
		> 350	1,52	1,65		
		250- 300 g/pc	0,59	0,64 +	Russian Fed. wholesale Vladivostok	
		> 300	0,87	0,70		
> 250	0,61	0,66				
70-100 g/pc	0,18	0,20 -	Poland FOB	Baltic		



Fish Species Trade Name	Product Form	Grading	Price per kg		Reference & Area	Origin
			As stated	EUR USD		
SMALL PELAGICS (cont.)						April 2020
Sprat/Sprat/Espadín <i>Sprattus sprattus</i>	Fresh - whole		0,18	0,20 -	Poland FOB	Baltic
Sardine/Sardine/ Sardina <i>Sardina pilchardus</i>	Fresh - whole		1,23	1,34	Italy CPT	Croatia
			1,75	1,90 +		Spain
			1,07	1,16		Italy
			2,07	2,25		France
	Fresh - fillet		5,25	5,71 +	FCA	UK
			4,15	4,52		Spain
			3,80	4,14		Croatia
	Whole, IQF, 3% glaze H& G		1,75	1,90 =		Italy
	Fresh- whole		2,30	2,50 +	France- wholesale	France
Anchovy/Anchois/ Boquerón <i>Engraulis encrasicolus</i>	Fresh		2,20	2,39 -	France- wholesale	France
Horse Mackerel/ Chincard/ Jurel <i>Trachurus spp</i>	Fresh	> 250g	4,50	4,90		Europe
		< 200g	2,50	2,72 *		
CEPHALOPODS						April 2020
Squid/Encornet/Calamar <i>Loligo spp.</i>	Whole	S (< 18 cm)	7,40	8,05	Italy CIF	South Africa
		M (18-25)	8,60	9,36		
		L (25-30)	9,70	10,56		
		XL (>30)	9,70	10,56		
	<i>Loligo vulgaris</i>	Fresh - whole	100-300 g/pc	11,83	12,88 -	FCA
	300-400	12,50	13,60			
	400-600	11,83	12,88 +			
	600-1000	13,50	14,69			
			12,30	13,39		Croatia
Squid/Encornet/Calamar <i>Loligo spp.</i>	Whole	2 small	3,85	4,19	Mauritania FOB for European market	Mauritania
		3 small	3,65	3,97		
		4 small	3,50	3,81		
		small	5,75	6,26		
		medium	7,60	8,27		
		large	8,40	9,14		
Octopus/Poulpe/Pulpo <i>Octopus vulgaris</i>	Whole - FAS	T1	9,50	10,34	Morocco FOB, for Spanish market	Morocco
		T2	8,75	9,52		
		T3	8,25	8,98		
		T4	7,75	8,43		
		T5	7,25	7,89		
Octopus/Poulpe/Pulpo <i>Octopus vulgaris</i>	Sushi slice	7 g/pc	17,59	19,10	Europe CFR	Indonesia
		100% net weight	17,77	19,30		
		boiled cut	8,47	9,20		
	Flower type	1-2 kg/pc	4,24	4,60		
		90% net weight	5,43	5,90		
	Frozen in land, pots and glaciers, 1° and 2°	T1	8,29	9,00	Mauritania FOB	Mauritania
		T2	8,29	9,00		
		T3	8,29	9,00		
		T4	7,64	8,30		
		T5	7,37	8,00		
		T6	7,83	8,50		
T7		7,37	8,00			
T8		6,91	7,50			
Frozen on board	T1	7,83	8,50			
	T2	7,83	8,50			
	T3	7,83	8,50			
	T4	7,18	7,80			
	T5	6,91	7,50			
	T6	7,37	8,00			
FAS	T7	7,37	8,00			
	T8	6,91	7,50			



Fish Species Trade Name	Product Form	Grading	Price per kg		Reference & Area	Origin		
			As stated	EUR USD				
CEPHALOPODS (cont.)						April 2020		
Octopus/Poulpe/Pulpo <i>Octopus vulgaris</i>	Fresh	1-2		8,00	8,71	Italy CPT	Croatia	
				3,33	3,62	FCA	France	
				10,50	11,43 -	CPT	Italy	
				8,49	9,24 +	FCA	Spain	
				11,35	12,35	CPT	Croatia	
				7,45	8,11			
			10% glaze	T3	9,19	10,00 +	EXW	Morocco
				T4	7,83	8,52 -		
				T5	8,41	9,15 -		
				T6	7,91	8,61 +		
	T7	8,13	8,85 -					
	Fresh		11,50	12,52 -	France, wholesale	Europe		
	Frozen		11,00	11,97 =				
Octopus/Poulpe/Pulpo <i>Eledone moschata</i>	Fresh - whole	Mixed		4,53	4,93	Italy CPT	Croatia	
		Small		7,93	8,63			
		Medium		4,50	4,90 -			
		Extra		10,43	11,35			
	Frozen - whole	50-100 g/pc		4,66	5,06	CFR	Yemen	
		100-200		5,66	6,15			
		200-300		5,66	6,15			
		300-500		5,66	6,15			
		400-600		5,66	6,15			
		600- 1000		5,66	6,15			
500-1000		5,66	6,15					
1000- 2000		5,66	6,15					
Cuttlefish/Seiche/ Sepia <i>Sepia spp.</i>	Frozen at land- whole block	100-200 g/pc		4,51	4,90	Vietnam CIF		
		200-300		4,51	4,90			
		>300		4,51	4,90			
	FAS- whole block	200-300 g/pc		4,37	4,75			
		300-500		4,37	4,75			
		500-1000		4,37	4,75			
		1000- 2000		4,37	4,75			
	Frozen- whole	200- 300 g/pc		4,37	4,75	Europe CIF		
		300- 500		4,37	4,75			
500- 1000			4,37	4,75				
CRUSTACEANS						April 2020		
Whiteleg shrimp/ Crevette pattes blanches/Camarón patiblanco <i>Penaeus vannamei</i>	PD, chemical treatment 100% net weight	31-40 pc/lb		9,39	10,20	Europe CFR	Indonesia	
		41-50		8,15	8,85			
		51-60		8,47	9,20			
		61-70		7,97	8,65			
		71-90		7,37	8,00			
	treated with non-phosphate	91-120		7,04	7,65			
		20- 30 pc/lb		8,01	8,70	Ecuador FOB	Ecuador	
		30- 40		6,22	6,75			
		40- 50		5,76	6,25			
		50- 60		5,43	5,90			
Argentine red shrimp/ /Camarón/langostín argentino <i>Pleoticus muelleri</i>	Head-on, shell-on	10-20 pc/kg		6,60	7,18 -	Spain EXW	Argentina	
		20-30		6,60	7,18 =			
		30-40		6,60	7,18 =			
		40-60		6,60	7,18 =			
Deep-water rose shrimp/ Crevette rose du large/ Gamba de altura/ Parapenaeus longirostris	Farmed, organic, cooked	20-30 pc/kg		26,00	28,30 =	France, wholesale	Madagascar	
		30-40		22,00	23,94 =			
	Farmed, cooked	40-50		16,50	17,96 =			
		40-50		15,50	16,87 =			
Norway lobster/ Langoustine/Cigala <i>Nephrops norvegicus</i>	Fresh - Whole, 4X1.5 kg	31-40		10,30	11,21	Spain DDP	Netherlands	
		41-50		8,52	9,27			
	Tails	40-60		13,35	14,53			
	Whole	00 pc/kg		17,25	18,77	Spain CIF	Scotland	
0			14,25	15,51				



Fish Species Trade Name	Product Form	Grading	Price per kg			Reference & Area	Origin	
			As stated	EUR	USD			
CRUSTACEANS (cont.)								
April 2020								
Norway lobster/ Langoustine/Cigala <i>Nephrops norvegicus</i>	Whole	1		9,25	10,07	Spain CIF	Scotland	
		2		5,25	5,71			
		3		4,75	5,17			
		4		4,40	4,79			
		5		4,15	4,52			
	Fresh - whole	4		26,25	28,57	Spain CIF	Netherlands	
		10-15		18,00	19,59			
		5-9 pc/kg		24,05	26,18			
		11-15		13,86	15,08			
		16-20		9,45	10,29			
		20-30		8,64	9,40			
		31-40		5,61	6,11			
	Fresh - whole, headed	41-50		5,81	6,32	Italy CPT	Denmark/ UK	
6-9 pc/kg			22,18	24,14 -				
11-15			10,29	11,20 -				
16-20			7,00	7,62 -				
21-30			4,70	5,12 -				
European lobster/ Homard européen/ Bogavante <i>Homarus gammarus</i>	Live - bulk	400-600 g/pc		32,00	34,83 -	France delivered to French vivier	Ireland	
		600-800		32,00	34,83 -			
	Fresh - whole	Large		27,50	29,93	Italy CPT	UK	
		small		29,49	32,10			
		400-600 g/pc		28,16	30,65			
		600-800		19,19	20,89			
		800-1000		29,00	31,56			
	Live	> 1kg		29,00	31,56	Mauritania FOB for European market	Mauritania	
				14,00	15,24			
	American lobster/ Homard américain/ Bogavante americano <i>Homarus americanus</i>	Live hard shell	> 3000g		16,95	18,45	Canada FOB for European mkt	Canada
450-550 g				16,19	17,62			
Live soft shell				15,07	16,40	Canada FOB for European mkt	USA	
				12,34	13,43			
Popsicle		< 450 g/pc (canner size)	CAN	24,73	18,39	16,94	Canada FOB for European mkt	Canada
		> 450 (market size)	CAN	25,88	18,39	16,94		
American lobster/ Homard américain/ Bogavante americano <i>Homarus americanus</i>	Whole cooked netted lobster	< 450 g/pc (canner size)	CAN	19,50	13,85	12,76	Europe CIF	Canada
		> 450 g/pc (market size)	CAN	22,50	15,99	14,73		
Caribbean spiny lobster/ Langouste blanche/ Langosta común del Caribe <i>Panulirus argus</i>	Tails	5-6 oz		14,50	15,75	Europe CIF	Nicaragua	
		7-9 oz		30,96	33,62			
		10-24 oz		28,93	31,42			
	Whole, raw Cooked			15,65	17,00	Europe CIF	Nicaragua	
			17,50	19,00				
Scalloped spiny lobster/ Langouste festonnée/ Langosta festoneada <i>Panulirus homarus</i>	Whole	100-200g		13,81	15,00	Taiwan CIF	Yemen	
		200-300		15,65	17,00			
		> 300		17,50	19,00			
	Whole, IWP	30-60 g/pc		14,73	16,00	Europe CIF	Yemen	
		60-120		14,73	16,00			
		>120g		18,42	20,00			
Edible crab/Tourteau/ Buey de mar <i>Cancer pagurus</i>	Live, bulk	T2 (13-16 cm)		4,19	4,56 -	France Auction	France	
		500-700g/pc		7,30	8,21			
		>1 kg		8,50	9,57			
Spinous spider crab/ Araignée européenne/ Centolla europea/ <i>Maja squinado</i>	Fresh - female	male		5,30	5,96	Italy CPT	UK	
		female		4,50	5,06			
	female	male		4,90	5,51 -	Italy CPT	France	
		male		4,30	4,84 +			
	Fresh-female	small		2,87	3,23	Italy CPT	France	
		male	small		2,70			3,04



Fish Species Trade Name	Product Form	Grading	Price per kg		Reference & Area	Origin	
			As stated	EUR USD			
BIVALVES						April 2020	
Oyster/Huitre/Ostra <i>Crassostrea gigas</i> <i>Ostrea edulis</i>	Live	No. 3	4,50	5,06 -	France prod. Price/ average export price	Ireland/France	
		60-100 g/pc	17,50	19,69	Spain CIF	Netherlands	
		95-110 g/pc	17,65	19,86		Italy	
		>130	14,62	16,45		Netherlands	
Mussel/Moule/Mejillón <i>Mytilus edulis</i> <i>Mytilus galloprovincialis</i> <i>Mytilus chilensis</i>	Live - Bottom mussel	Bulk	2,10	2,36 =	France wholesale	France	
			1,80	2,03 =		Netherlands	
	Live - Rope	60-80 pc/kg	2,00	2,25 =		Spain	
	Fresh - whole		1,92	2,16	Italy CPT	Italy	
	Fresh - in skin		2,25	2,53		FCA	Spain
	Fresh		1,25	1,41			
				1,87	2,10	CPT	
			3,20	3,60 =	CIF	Chile	
Razor shell/Couteau/ Navajas - <i>Solenidae</i>	Fresh	S	7,50	8,44	Spain CIF	Ireland	
		M	8,60	9,68			
		L	12,15	13,67			
	Live	10-12 cm/pc	3,80	4,28		Netherlands	
	Great Atlantic scallop/ Coquille-St- Jacques/ Vieira <i>Pecten maximus</i>	Fresh whole shell, roe-on		3,50	3,94	France wholesale	France
Fresh whole shell, roe-off			3,40	3,83			
Fresh, meat, roe-on			28,00	31,51			
Frozen, meat, roe-on			28,00	31,51 =			
Frozen, meat, roe-off			27,50	30,95 =	Retail	Europe	
Fresh, whole shell, bulk, roe-on			27,50	30,95 -			
Fresh, whole shell, bulk, roe-off			27,00	30,38 -			
SALMON						April 2020	
Atlantic salmon/ Saumon de l'Atlantique/ Salmón del Atlántico <i>Salmo salar</i>	Fresh - gutted, head-on	2-3 kg/pc	7,70	8,38 +	Francewholesale	Norway	
		3-4	7,70	8,38 +			
		4-5	8,00	8,71 +			
		5-6	8,00	8,71 +			
		6-7	8,20	8,92 +			
		2-3 kg/pc	8,20	8,92 +			
		Superior quality	8,70	9,47 -			
		Smoked- Fillet vacuum reconstituted sides	1-2 kg/pc	30,50			33,20 =
		Fresh- Fillet	3-4 kg/pc	11,50			12,52 -
		Smoked- Fillet vacuum reconstituted sides	1-2 kg/pc	30,00			32,65 =
	Fresh - gutted, head-on	1-2 kg/pc	NOK 42,09	3,73 4,07 -	Norway FOB	Norway	
		2-3	NOK 49,12	4,35 4,75 -			
		3-4	NOK 53,99	4,78 5,22 -			
		4-5	NOK 54,35	4,82 5,26 -			
		5-6	NOK 53,26	4,72 5,15 -			
		6-7	NOK 51,02	4,52 4,93 -			
		7-8	NOK 50,01	4,43 4,84 -			
		8-9	NOK 50,84	4,51 4,92 -			
		> 9	NOK 51,68	4,58 5,00 -			
		Fresh	3-4 kg/pc	6,90			7,51
		11,95	13,01				
gutted, head-on	4-5 kg/pc	5,44	5,92 -	Tunisia CFR			
	5-6	7,85	8,54				
IQF - salmon slices		9,73	10,59	Europe CFR			
Fresh - salmon cubes 8x8x8		9,73	10,59				
Fresh - Whole - Superior	2-3 kg/pc	5,17	5,63 -	Italy DDP	Norway		
	3-4	5,76	6,27 -				
	4-5	5,65	6,15 -				
	5-6	5,78	6,29 -				
	6-7	5,91	6,43 -				
	7-8	5,98	6,51 -				
	8-9	6,13	6,67 -				
	9-10	6,18	6,73 -				



Fish Species Trade Name	Product Form	Grading	Price per kg		Reference & Area	Origin	
			As stated	EUR USD			
SALMON (cont.) April 2020							
Atlantic salmon/ Saumon de l'Atlantique/ Salmón del Atlántico <i>Salmo salar</i>	Fresh- Whole	3-4	5,46	5,94 -	Italy DDP	Norway	
		4-5	5,56	6,05 -			
		5-6	5,61	6,11 -			
	Fillet, cooked		5,09	5,54	FCA	Italy	
	IQF portion, 10% glazing	100-150 g/pc	10,00	10,88 =		Denmark	
TROUT April 2020							
Rainbow trout/ Truite arc-en-ciel/ Trucha arco iris <i>Oncorhynchus mykiss</i>	Fresh	300-400 g/pc	4,00	4,35 =	Italy CPT	Italy	
		Gutted	150-300 g/pc	4,70			5,12 =
		300-500 g/pc	5,00	5,44 -			
	Fresh- whole	Fillet		6,50	7,07 -	France wholesale	France
				8,20	8,92 -		
			Fillet, smoked	26,00	28,30 =		
			Whole, gutted, bulk	12,08	13,15		
FRESHWATER FISH April 2020							
Arctic char/omble-chevalier/ Trucha alpina <i>Salvelinus alpinus</i>	Fresh- whole		8,70	9,47 =	France wholesale	Europe	
Nile perch/Perche du Nil/Perca del Nilo <i>Lates niloticus</i>	Fillet - skinless	300-500 g/pc	5,06	5,50	EU CFR	Uganda	
		Interleaved, 100% net weight	500-1000	5,94			6,45
	Fresh whole	Fillet	200-400 g/pc	4,18	4,55 +	Italy FCA	Tanzania
			200-400 g/pc	4,20	4,57 +		
			200-400 g/pc	4,27	4,65 +		
			200-400 g/pc	4,27	4,65 +		
	Fresh fillet	200-400 g/pc	5,06	5,51 +			
	400-700	3,63	3,95				
Pike perch/Sandre/ - Lucioperca <i>Sander lucioperca</i>	Fillet - skinless, PBI, IWP	500-1000 g/pc	5,94	6,45	Spain CFR	Europe	
		Average size	10,50	11,43 =			
	Fresh- whole	Fillet		14,50	15,78 +	France whoelsale	Europe
			2-3 kg	5,50	5,99		
Nile Tilapia/Tilapia du Nil/Tilapia del Nilo <i>Oreochromis niloticus</i>	Fillet - skinless, IQF, PBO non-treated, 10% glaze	5-7 oz/pc	3,85	4,00	Spain CFR	China	
Pangasius <i>Pangasius hypophthalmus</i>	Fillet, thawed		4,29	4,67	Italy CIF	Viet Nam	
NON-TRADITIONAL SPECIES April 2020							
Sturgeon/Sturgeon/ Esturione <i>Acipenseridae</i> <i>A.baeri</i>	Frozen - Whole	1.5-2 kg/pc	6,50	7,07 =	France CIF	France	
		Gutted	5-7 kg/pc	7,50			8,16 =
		Fillets	200-300 g/pc	15,00			16,33 =
			800-1000	15,00			16,33 =
	Caviar (Aquitaine) metal boxes		9,90	10,77 =			
Ribbonfish <i>Trichiurus lepturus</i>	Whole, IWP	300-1500 g/pc	2,50	2,72	Europe CFR	Senegal	
		100-200 g/pc	3,31	3,60	Taiwan CIF	Yemen	
		200-300	3,78	4,10			
		300-500	3,78	4,10			
		500-700	3,78	4,10			
		700-1000	3,78	4,10			
European eel/ Anguille d'Europe/ Anguila europea <i>Anguilla anguilla</i>	Smoked	Medium	47,00	51,15 =	Francewholesale	Europe	
Dusky grouper Mérrou noir/Mero moreno <i>Epinephelus marginatus</i>	H&G	3-5 kg/pc	5,52	6,00	Europe CIF	Yemen	
		> 5	4,60	5,00			
	IWP, gutted	Fresh whole	> 3 kg/pc	4,60	5,00	Italy CPT	Senegal
			10-20 kg/pc	10,00	10,88 -		
1-2	12,53	13,64 -					
2-4	12,75	13,88 -					
	> 20	9,50	10,34 -				
White grouper/ Merou blanc/Cherna de ley <i>Epinephelus aeneus</i>	Whole, gutted	3-5 kg/pc	5,99	6,50			
		5-10	5,06	5,50			
		> 10	5,06	5,50			
	Whole	1-2 kg/pc	9,43	10,26 -			
		2-4	9,27	10,09 -			
	4-7	9,04	9,84 -				



Fish Species Trade Name	Product Form	Grading	Price per kg			Reference & Area	Origin
			As stated	EUR	USD		
NON-TRADITIONAL SPECIES (cont.)							April 2020
Crimson jobfish Colas fill/Panchito hebra. <i>Pristipomoides filamentosus</i>	Whole, gutted	2- 3 kg/pc		3,08	3,35	Europe CIF	Yemen
		3- 5		3,18	3,45		
		5- 10		3,18	3,45		
Spangled emperor/ Empereur moris/ Emperador relámpago <i>Lethrinus nebulosus</i>	Whole, gutted	3-5 kg/pc		2,70	2,93		
		> 5		2,70	2,93		
		3-5		4,14	4,50		
Common dolphinfish (Mahi Mahi)/Coryphène commune/ Lampuga <i>Coryphaena hippurus</i>	Whole, gutted	2-3 kg/pc		2,81	3,05		
		3- 5		2,81	3,05		
		5- 10		2,81	3,05		
SEABASS/SEABREAM/ MEAGRE							April 2020
Seabass/Bar, Loup/Lubina <i>Dicentrarchus labrax</i>	Fresh - whole farmed	200-300 g/pc		3,10	3,37 =	GreeceFOB	Greece
		300-450		4,00	4,35 +		
		450-600		4,30	4,68 +		
		600-800		5,50	5,99 =		
		800-1000		6,50	7,07 =		
		> 1000		8,50	9,25 =		
		200-300 g/pc		3,30	3,59 =	Italy CIF	
		300-450		4,20	4,57 +		
		450-600		4,50	4,90 +		
		600-800		5,70	6,20 =		
		800-1000		6,70	7,29 =		
		> 1000		8,70	9,47 =		
	Fresh - whole farmed	200-300 g/pc		3,35	3,65 =	FranceCIF	
		300-450		4,25	4,63 +		
		450-600		4,55	4,95 +		
		600-800		5,75	6,26 =		
		800-1000		6,75	7,35 =		
		> 1000		8,75	9,52 =		
		200-300 g/pc		3,34	3,64 =	Spain CIF	
		300-450		4,24	4,61 +		
		450-600		4,54	4,94 +		
		600-800		5,74	6,25 =		
		800-1000		6,74	7,34 =		
		> 1000		8,74	9,51 =		
200-300 g/pc		3,37	3,67 =	GermanyCIF			
300-450		4,27	4,65 +				
450-600		4,57	4,97 +				
600-800		5,77	6,28 =				
800-1000		6,77	7,37 =				
> 1000		8,77	9,55 =				
200-300 g/pc		3,35	3,65	Portugal CIF			
300-450		4,25	4,63				
450-600		4,55	4,95				
600-800		5,75	6,26				
800-1000		6,75	7,35				
> 1000		8,75	9,52				
200-300 g/pc		3,53	3,84 =	UK CIF			
300-450		4,43	4,82 +				
450-600		4,73	5,15 +				
600-800		5,93	6,45 =				
800-1000		6,93	7,54 =				
> 1000		8,93	9,72 =				
200-300 g/pc		3,19	3,47 -	Italy FCA	Greece		
300-450		3,78	4,11 -				
450-600		4,18	4,55 +				
600-800		4,81	5,24 -				
800-1000		6,63	7,22 -				
1000-1500		8,08	8,79 +				
1500- 2000		9,45	10,29 -				
> 2000		13,52	14,71 +				



Fish Species Trade Name	Product Form	Grading	Price per kg			Reference & Area	Origin
			As stated	EUR	USD		
SEABASS/SEABREAM/ MEAGRE (cont.)							April 2020
Seabass/Bar, Loup/Lubina <i>Dicentrarchus labrax</i>	Fresh - whole farmed	200-300 g/pc	4,50	4,90	Spain CIF	Canary Island (Spain)	
		300-400	4,50	4,90			
		400-600	4,00	4,35			
		600-800	4,30	4,68			
		800-1000	5,50	5,99			
		1000-1500	9,12	9,93			
	Wild	1500-20000	12,50	13,60	France		
		1000-2000 g/pc	10,80	11,75			
		2000-3000	11,80	12,84			
	Fresh - whole - wild Mediterranean	3000-4000	14,30	15,56	Italy CPT	Egypt	
		600-800	10,20	11,10 +			
		800-1000	10,20	11,10 +			
1000-2000		11,08	12,06 -				
> 2000		11,33	12,33 -				
Farmed - Orbetello		Large	10,70	11,65 =			FCA
	Medium	9,70	10,56 =				
	Small	7,60	8,27				
Gilthead seabream/ Dorade royale/Dorada <i>Sparus aurata</i>	Fresh - whole farmed	200-300 g/pc	4,10	4,46 =	Greece FOB	Greece	
		300-450	4,40	4,79 =			
		450-600	4,60	5,01 =			
		600-800	5,30	5,77 =			
		800-1000	6,50	7,07 =			
		> 1000	8,50	9,25 =			
		Italy CIF	200-300 g/pc	4,30			4,68 =
			300-450	4,60			5,01 =
			450-600	4,80			5,22 =
			600-800	5,50			5,99 =
			800-1000	6,70			7,29 =
			> 1000	8,70			9,47 =
	France CIF	200-300 g/pc	4,35	4,73 =			
		300-450	4,65	5,06 =			
		450-600	4,85	5,28 =			
		600-800	5,55	6,04 =			
		800-1000	6,75	7,35 =			
		> 1000	8,75	9,52 =			
	Spain CIF	200-300 g/pc	4,34	4,72 =			
		300-450	4,64	5,05 =			
		450-600	4,84	5,27 =			
		600-800	5,54	6,03 =			
		800-1000	6,74	7,34 =			
		> 1000	8,74	9,51 =			
Gilthead seabream/ Dorade royale/Dorada <i>Sparus aurata</i>	Fresh - whole farmed	200-300 g/pc	4,37	4,76 =	Germany CIF	Greece	
		300-450	4,67	5,08 =			
		450-600	4,87	5,30 =			
		600-800	5,57	6,06 =			
		800-1000	6,77	7,37 =			
		> 1000	8,77	9,55 =			
	Portugal CIF	200-300 g/pc	4,35	4,73 =			
		300-450	4,65	5,06 =			
		450-600	4,85	5,28 =			
		600-800	5,55	6,04 =			
		800-1000	6,75	7,35 =			
		> 1000	8,75	9,52 =			
UK CIF	200-300 g/pc	4,53	4,93 =				
	300-450	4,83	5,26 =				
	450-600	5,03	5,47 =				
	600-800	5,73	6,24 =				
	800-1000	6,93	7,54 =				
	> 1000	8,93	9,72 =				



Fish Species Trade Name	Product Form	Grading	Price per kg		Reference & Area	Origin
			As stated	EUR USD		
SEABASS/SEABREAM/ MEAGRE (cont.)						April 2020
Gilthead seabream/ Dorade royale/Dorada <i>Sparus aurata</i>	wild	600-800 g/pc	16,31	17,75	Italy FCA	Morocco
		800-1000	18,90	20,57 -		
		1000-2000	19,35	21,06 -		
		> 2000	18,51	20,15		
	farmed	200-300 g/pc	4,10	4,46 -	CPT	Greece
		300-400	4,26	4,64 -		
		400-600	4,22	4,59 -		
	wild	400-600 g/pc	10,08	10,97 +	FCA	Egypt
		600-800	10,50	11,43 +		
		800-1000	10,50	11,43 +		
		1000-2000	10,50	11,43 =		
	farmed Orbetello	Large	10,70	11,65 =	CPT	Italy
Medium		9,70	10,56 =			
1-2 kg/pc		12,40	13,50			
Wild	600-800 g/pc	16,85	18,34	FCA	Morocco	
	1000-2000	18,41	20,04			
	2000-3000	17,27	18,80			
White seabream/Sar/Sargo <i>Diplodus sargus</i>	Fresh farmed	300-500 g/pc	6,20	6,75	Italy CPT	Senegal
			7,15	7,78		Spain
Japanese threadfin bream/ Cohana japonaise/ Baga japonesa <i>Nemipterus japonicus</i>	Whole	100-200 g/pc	1,80	1,95	Vietnam CIF	Yemen
		200- 300	2,07	2,25		
		300- 500	2,07	2,25		
	Whole, frozen at sea, block	100- 200 g/pc	2,54	2,76	USA CIF	
		> 200	2,91	3,16		
Santer seabream/ Denté nufar/Dentón nufar <i>Cheimerius nufar</i>		500-1000 g/pc	6,96	7,58	Italy CPT	Oman
		1000-2000	6,96	7,58		
Meagre/Maigre commun/Corvina <i>Argyrosomus regius</i>	Fresh - Whole farmed	500-1000 g/pc	5,25	5,71	Italy FCA	Greece
		1000-2000	5,25	5,71 +		
		> 2000	4,99	5,43 +		
		> 3000	6,33	6,89 +		
	wild	> 2000 g/pc	7,57	8,24	CIF	Egypt
		600-800 g/pc	6,30	6,86	CPT	
		800-1000	6,23	6,78 -		
		1000-2000	6,34	6,90 -		
		2000-4000	6,90	7,51 +		
		4000-6000	7,80	8,49 -		
		5-10 kg	8,48	9,23 -		
		10-15kg	8,50	9,25		
Fresh- whole, wild	> 1000 g/pc	8,50	9,25 -	France wholesale		France



The European Fish Price Report is a monthly **GLOBEFISH** publication. This issue was prepared by Helga Josupeit, Nada Bougouss, Felix Dent, and Alessia Capasso.

PRICE REFERENCE (INCOTERMS 2010)

CFR	Cost and Freight
CIF	Cost, Insurance and Freight
CIP	Carriage and Insurance Paid To
CPT	Carriage Paid To
DAT	Delivered at Terminal
DAP	Delivered at Place
DDP	Delivered Duty Paid
EXW	Ex Works
FCA	Free Carrier
FAS	Free Alongside Ship
FOB	Free on Board

PRODUCT FORM

C&P	Cooked and Peeled
FAS	Frozen at Sea
H&G	Headed and Gutted
HOG	Head on Gutted (salmon)
IQF	Individually Quick Frozen
IWP	Individually Wrapped Pack
PBI	Pinbone In
PBO	Pinbone Off
PD	Peeled and Deveined
PTO	Peeled Tail On
PUD	Peeled, Undeveined

CURRENCY RATES

		US\$	EUR
Canada	CAD	1.41	1.53
Hungary	HUF	324.83	351.81
Norway	NOK	10.34	11.28
USA	USD		1.09
EU	EUR	0.92	
Denmark	DKK	6.85	7.46
Russia	RUR	74.31	80.37

Exchange Rates 20.4.2020

SYMBOLS

- + Price increased in original currency since last report
- Price decreased in original currency since last report
- = Updated but unchanged price
- * New insertion
- Not updated since last issue

**GLOBEFISH Market Reports are available from the GLOBEFISH web site:
www.fao.org/in-action/globefish**



**Food and Agriculture
Organization of the
United Nations**

Food and Agriculture Organization of the United Nations
Fisheries and Aquaculture Policy and Resources Division
Products, Trade and Marketing Branch

Viale delle Terme di Caracalla

00153 Rome, Italy

Tel +39 06 5705 2884

www.fao.org/in-action/globefish

 @FAOfish #FAOglobefish

