



Food and Agriculture  
Organization of the  
United Nations

# EUROPEAN PRICE REPORT



## Latest trends

The impact of COVID-19 on fish trade in Europe was heavy in 2020. First estimates put the total exports of fishery products from European countries at USD 55.5 billion, a 3.7 percent decline from 2019. EU-27 exports shrunk by 4.3 percent to USD 33.1 billion.

The fisheries sector was one of the main stumbling blocks of the Brexit negotiations between the United Kingdom of Great Britain and Northern Ireland and the European Union (EU). Finally the agreement was reached a few days before Christmas, after four years of intense negotiations. The Scottish fishers noted for most commercial stocks they are exploiting there will be a decrease in access to fishing quotas. On the EU side, Spanish fishers also lament a decline in access to fish resources. The impact of the Brexit deal on trade is still to be seen, logistic problems are likely to emerge in the short future. In fact, in the first days of the new year exporters from shipments from United Kingdom of Great Britain and Northern Ireland to the EU were experiencing trouble in exporting to the seafood market in Europe. Live trade, such as sales of bivalves were heavily impacted. Importers in the EU-27 have started to be impatient with the bureaucratic problems and are looking for other suppliers.

The closure of restaurants due to the COVID-19 lockdown measures continues to impact the market, and traders who are normally targeting the restaurant market have to diversify, adding supermarket products and ready meals to their product choice. This is not easy for smaller traders and producers.

In addition to the Brexit and the COVID-19, also the present strong winter weather is impacting the trade of fishery products in Europe. The heavy snow in Madrid, one of the main outlets of fishery products of the continent, leads to logistic and supply problems.

## January 2021

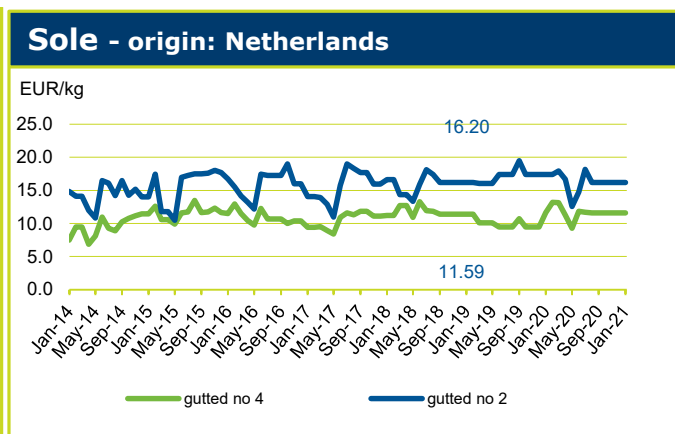
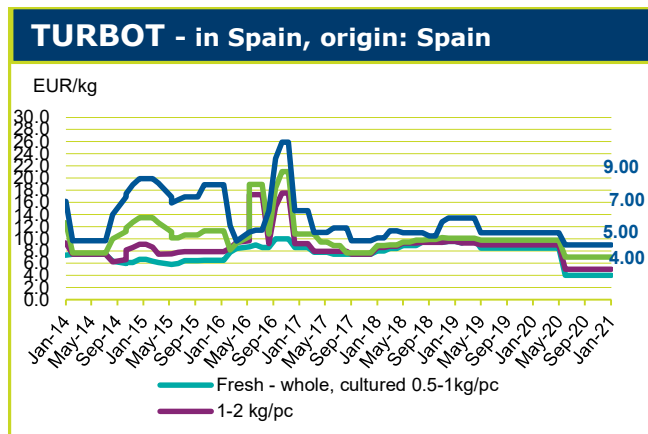
### Index for prices

<b>Groundfish</b>	7
<b>Flatfish</b>	8
<b>Tuna</b>	9
<b>Small Pelagics</b>	9
<b>Cephalopods</b>	10
<b>Crustaceans</b>	11
<b>Bivalves</b>	13
<b>Salmon</b>	13
<b>Trout</b>	14
<b>Freshwater fish</b>	14
<b>Non Traditional Species</b>	14
<b>Seabass-Seabream-Meagre</b>	15

The **European Fish Price Report**, based on information supplied by industry correspondents, aims to provide guidance on broad price trends. Price information is indicative and should be used only for forecasting medium- and long-term trends. FAO is not responsible for any errors or omissions.

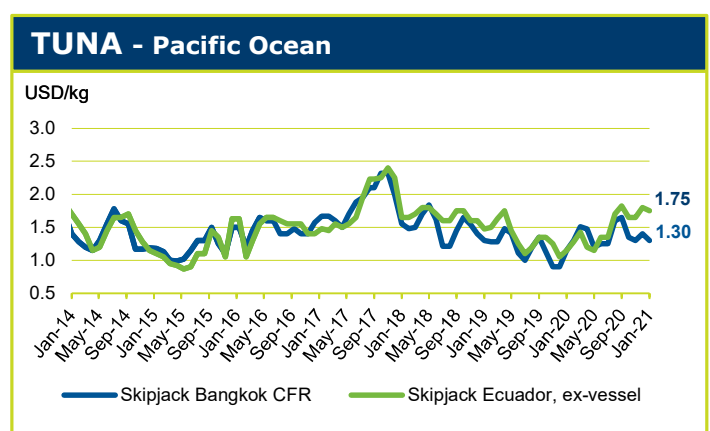
## GROUND FISH

The wet-salted cod fillets from frozen raw material (*Gadus macrocephalus*), and the wet-salted cod fillets (*Gadus morhua*) from fresh raw material of Faroese and Icelandic origin, have seen a better than expected conclusion of the year 2020. Luckily and also unexpectedly, in December these products saw a peak. Unlikely other pre-Christmas periods, sales concentrated just on one months. Caused by the lockdown, Italian families started buying bigger quantities than normal, for at home preparation. As restaurants were closed over the Christmas period, consumers prepared the traditional dishes from cod at home. This led, at the end of December, to a shortage of the raw material as the distributors, considering the hard times due to the COVID-19, did not expect to sell more than normal, on the contrary they were holding smaller quantities than usual. Despite the strong demand, prices have remained generally stable, with minimum or low variations.



## TUNA - BILLFISHES

Fishing in the Western and Central Pacific (WCP) remains at the moderate-to-good level and raw material inventories at Thai canneries are at a healthy level. Bangkok port is congested due to the better catching situation in past months and also the carrier backlog from the holiday closure in December. In addition, unloading hours have been shortened due to the curfew implemented with the recent spike in COVID-19 cases in Thailand. Skipjack price decreased as a reaction of good supply.



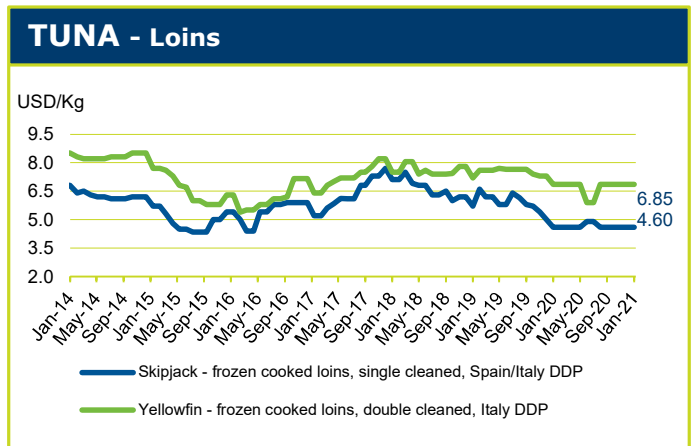
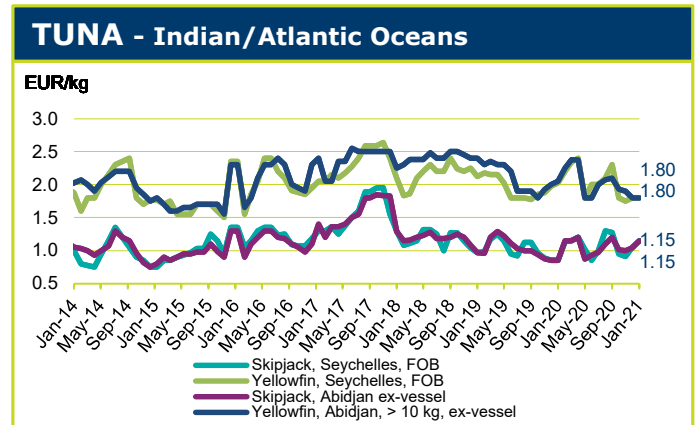
With a fresh yellowfin quota from the start of this year, vessels in the Indian Ocean are back out fishing. However, catching is reported to be poor and raw material inventories

at local canneries have fallen to the moderate level. Due to the poor fishing, skipjack prices increase while yellowfin price remains stable.

The 3-months FAD closure in Atlantic Ocean has commenced since 1 January 2021 and catching is reported to be very poor. Local canneries are reporting raw material shortages and are looking to import from other markets. As a result, skipjack price increases while yellowfin price remains stable.

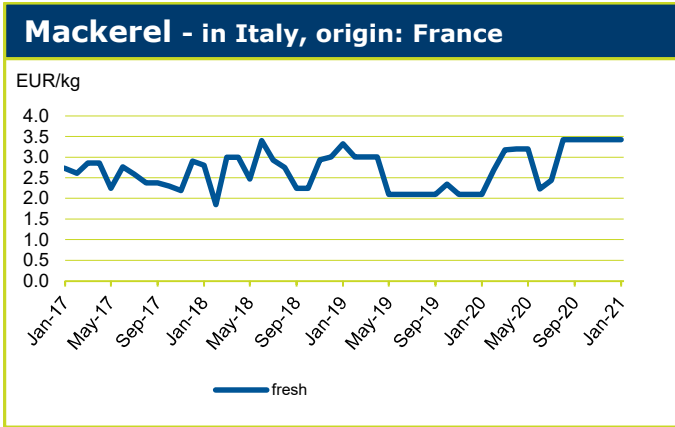
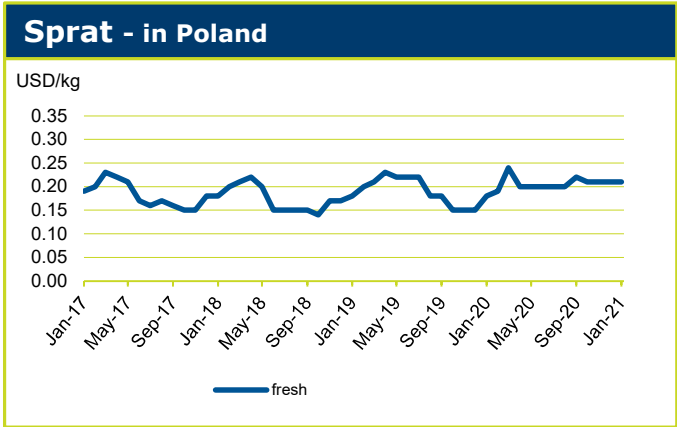
The second IATTC 'veda' will to be in force until 19 January. Like last month, less than 30% of the Eastern Pacific Fleet is currently fishing, well below the 46% that opted to fish during this period. Fishing continues to be poor but raw material inventories at local canneries maintain at the moderate level due to carriers and containers arriving from WCP, Indian and Atlantic Oceans. As the shortage of fish from the Eastern Pacific Fleet continues, skipjack price remains high, some USD 450 per tonne more than the Bangkok price. Yellowfin price also increases.

Despite the poor fishing in Indian and Atlantic Ocean, European price for skipjack decreases slightly. On the other hand, yellowfin price increases. The market price for cooked, single cleaned skipjack loins maintains steady. The 35 000 tonnes duty free loins quota has already been fully allocated.



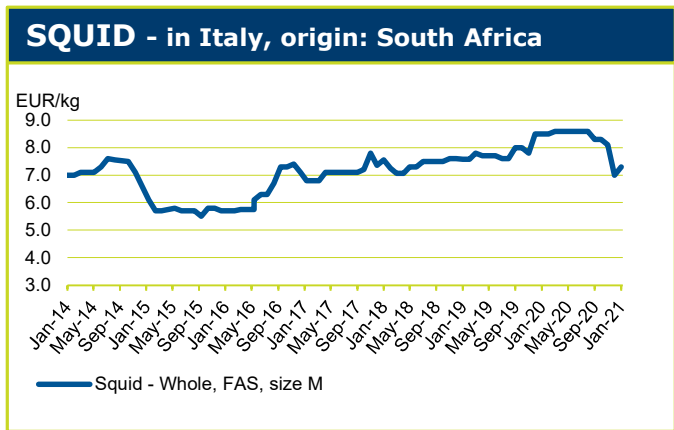
## SMALL PELAGICS

Bad weather is impacting the small pelagic production in Northern Europe. Likewise, demand is relatively low in the first months of the year. Normally, February is quite a strong month for small pelagic demand, especially for herring in Germany. However, the lockdown and the prohibition of carnival events will probably result in less herring consumption during February.



## CEPHALOPODS

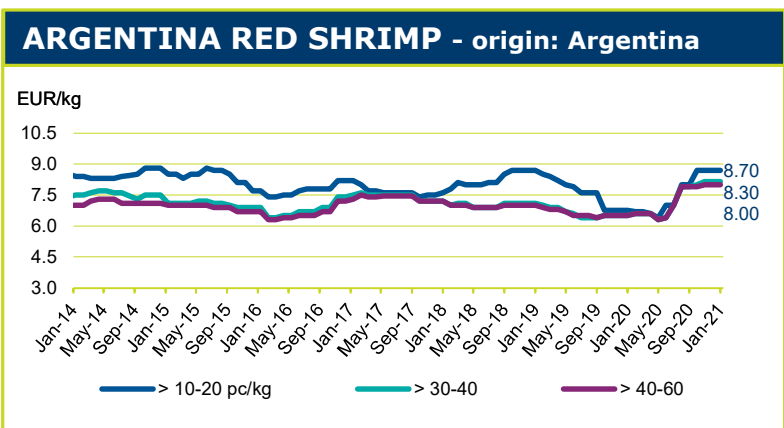
Squid catches continue at a good pace in South Africa, but the market is difficult, especially in Southern Europe. Prices are weak. The closure of restaurants leads to very poor demand for cephalopod products, especially squid and octopus.



## CRUSTACEANS

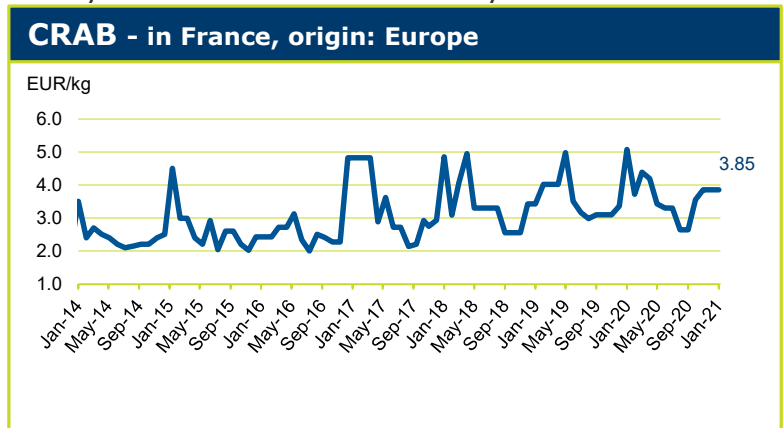
Some products of land frozen shrimp from Argentina are arriving in Europe, but these are still very small quantities and at high prices. In Argentina there is no stock of sea frozen shrimp, while some limited quantities are still available in Europe. Anyway, January is not a strong sales month for shrimp products.

Normally demand starts to go up in mid-February, in view of the excellent demand for the Holy Week, just before Easter. However, this year it still has to be seen how the COVID-19 and its restrictions will impact the market. Christmas sales showed that trade patterns can be surprising, as demand started late, but was strong very close to the festivity. At the



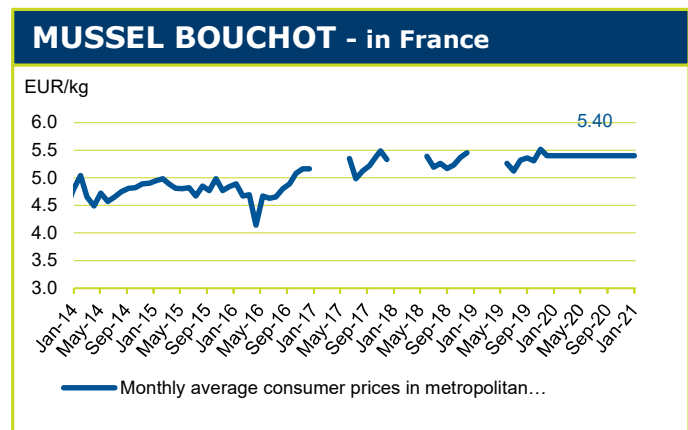
moment, prices are stable and are likely to stay like this well into February.

Crab and lobster sales are much dependent on restaurant sales. In France these outlets will stay closed until mid-February, but it is not sure that they will reopen on that date. Therefore, sales of crab and lobster are slow in Europe. Not much production is coming on the market anyway, as normal for this time of the year.



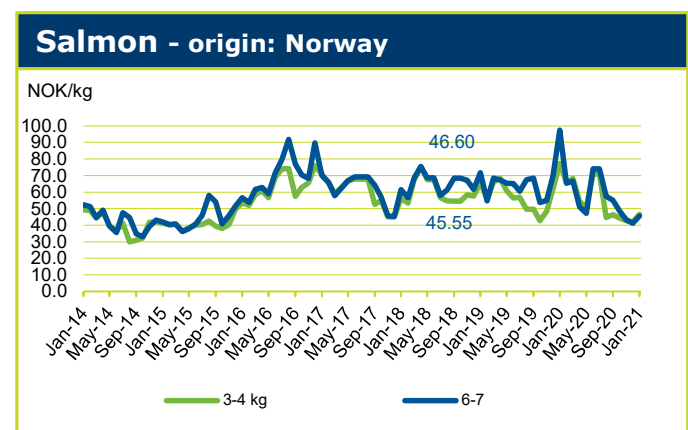
## BIVALVES

Shipments of live bivalves from Scotland to France have been impacted by the new rules after the Brexit. Reportedly shipments were stuck in custom office, leading to a loss of the products or to deterioration of the products. Restaurants in France will stay closed until mid-February due to fears of the new UK Covid variant. This is obviously very bad news for festive seafood products, especially shellfish. According to Kantar figures for the 1st 10 months of 2020 in France, consumer purchases of oysters declined by 7.6% and purchases of mussels declined by 4.9%. The French bouchot mussel season is coming to an end with the AOP (PDO) Baie Mont St Michel closed since 7 January 2021. Origin, meat content, traceability and frequent controls form part of the AOP. Oyster producers are disappointed with the further extension of restaurant closures in France at least until mid-February, with no definite opening date announced yet. Their main sales outlet therefore is now in retail and takeaway or home delivery.



## SALMON

Salmon average export value during December was €5.16 per kg, down 28 percent from December 2019. However, in January 2021, prices reported went up again. Salmon is one of the most items in the Norwegian seafood export. Estimates put the value of Norwegian exports of all seafood products at NOK 105.7 billion (US\$ 11.3 billion), about stable at 2019 level in NOK terms, but a 7 percent decline in US dollar terms. Still the result is a success in these times of COVID-19. Exports of salmon in 2020 totalled 1.1 million tonnes, for a total export value was



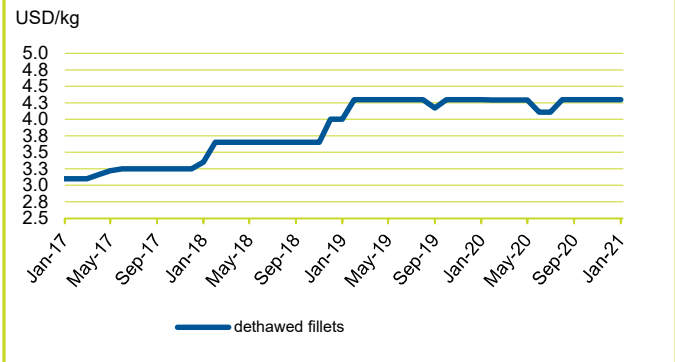


NOK 70.1 billion (USD 7.45 billion). Salmon thus accounts for 70 percent of total Norwegian export earnings. Export volume of Norwegian salmon increased by 2 per cent while export value fell by NOK 2.3 billion (USD 245 million), or 3 per cent, from 2019.

## FRESHWATER

According to the Viet Nam Association of Seafood Exports and Producers (VASEP), exports to the European Union fell by 33.8 percent in 2020. Exporters and processors have started to adjust to the different type of demand due to the COVID-19, and more ready meals are likely to enter the European market in coming months.

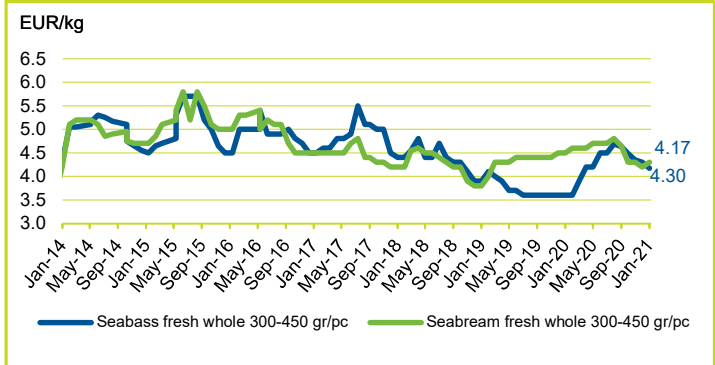
**Pangasius - in Italy, origin: Viet Nam**



## SEABASS SEABREAM

Seabass and seabream prices from Greece were stable in the first weeks of the New Year. COVID-19 impacted greatly medium sized seabass prices in Spain, which declined sharply in the course of 2020. The average wholesale price of this product was EUR 5.40 per kg at the end of the year, which compares to EUR 6.30 per kg one year earlier. This product is normally going to the restaurant trade. Bigger seabass which is a good product for a family treat at home cooking managed to maintain its price level.

**SEABASS/SEABREAM - in Italy origin:**





Fish Species Trade Name	Product Form	Grading	Price per kg		Reference & Area	Origin	
			As stated	EUR USD			
<b>GROUND FISH</b>							
						<b>January 2021</b>	
<b>Cod/Cabillaud, Morue/ Bacalao</b> <i>Gadus morhua</i>	Fresh gutted			1.71 2.07	Poland FOB	Baltic Sea	
	Fresh - fillet	200-400 g/pc		7.22 8.80	Italy CPT	Denmark	
	Fresh - Whole	1-2 kg/pc 2-4		7.35 8.96 8.49 10.35			
	Fresh - fillet	100-200 g/pc 200-400		8.61 10.50 11.09 13.52		Poland	
	Fillet - wet salted - 1st quality produced from fresh raw material	700-1000 g/pc		9.80 11.95 =	DDP	Iceland	
	Portion single frozen, 10% glaze	100-150 g/pc		9.45 11.52 +	CIF		
	Stockfish	700 g/pc		25.00 23.00 =	DDP	Norway	
	Fillet - wet salted - 1st quality produced from frozen raw material	400-700 g/pc		8.60 10.49 =	CIF	Denmark	
<b>Hake/Merlu/Merluza</b> <i>Merluccius capensis</i>	Minced block			2.02 2.46 =	Namibia FOB for Spanish market	Namibia	
	IQF portion, trapeze	90-110 g/pc		7.95 9.70 =	Italy CIF		
<i>Merluccius merluccius</i>	Fillet, skin-on, interleaved, frozen on board	115-170 g/pc 170-225		3.55 4.33 = 4.09 4.99 =	Spain FOB	Spain	
	Fillet, skinless, interleaved frozen on board	55-115 g/pc 115-170		3.89 4.74 = 3.95 4.82 =			
	land frozen	170-225		4.09 4.99 =			
	H&G, IWP, frozen on board	400-600 600-900		2.78 3.39 3.08 3.76 =			
	Fresh - whole	100-200 g/pc 200-300		4.92 6.00 4.33 5.28	Italy CPT	Croatia	
	Fresh - gutted	100-200 g/pc 200-300 300-400 400-600		4.93 6.01 4.50 5.49 5.50 6.71 5.50 6.71			
	H&G, IQF	1-1.5 kg/pc 1.5-2 2-2.5		4.68 5.71 = 3.18 3.88 = 3.69 4.50 =	Spain FOB	Spain	
	H&G	> 200 g/pc 150-250 250-450 300-450		1.35 1.65 1.53 1.87 1.64 2.00 1.99 2.43			
<i>Merluccius senegalensis</i>	H&G, interleaved	100-200 g/pc 200-300 350-450 450-700 700-900 900-12000		1.55 1.89 - 1.59 1.94 - 2.15 2.62 - 2.25 2.74 + 2.59 3.16 + 2.69 3.28		Argentina	
	Fillet, skinless, interleaved	60-110 g/pc 120-170		3.45 4.21 3.65 4.45			
	Fillet, skin-on, interleaed	60-120 g/pc		2.72 3.32			
	Fillet, PBO			2.73 3.30 =	USA EXW	USA	
	Minced block			1.90 2.30 =			
	<b>Alaska pollack/Lieu de l'Alaska/Colín de Alaska</b> <i>Theragra chalcogramma</i>	H&G	>25 >30 >25		RUB 77.00 0.86 1.05 - 0.81 0.99 1.59 1.94	Russian Fed. wholesale Vladivostok wholesale Moscow	Russian Fed.
		H&G	< 0.8 kg/pc		NOK 26.50 2.57 3.13	Sweden FCA	Norway
		Fillet - wet salted Produced from fresh raw material 1st quality	1-1.5 kg/pc		4.90 5.98 =	Italy DDP	Faeroe Islands
<b>Monkfish/Baudroie/ Rape</b> <i>Lophius spp.</i>	Fresh - Tail	< 0.3 kg/pc 0.3-0.5 0.5-1 1-2 > 2		5.79 7.06 6.46 7.88 9.37 11.42 9.57 11.67 9.90 12.07	Italy CPT	UK	
	Tails	300-800 g/pc 500-1000 900-1500		3.99 4.87 - 4.15 5.06 + 5.18 6.32 +	Spain FOB	Spain	
	Landfrozen, IQF	8-10 pc/kg		0.75 0.91 =			
	<b>Blue whiting/Merlan bleu/ Bacaladilla</b> <i>Micromesistius poutassou</i>	Landfrozen, block	150-250 g/pc		0.77 0.94 =		
		<b>Bogue/Boga</b> <i>Boops boops</i>	Landfrozen, block	150-250 g/pc			



Fish Species Trade Name	Product Form	Grading	Price per kg		Reference & Area	Origin	
			As stated	EUR USD			
<b>GROUND FISH (cont.)</b>						<b>January 2021</b>	
Bigeye grenadier/ Grenadier à gros yeux/ Granadero ojísapo <i>Macrourus holotrachys</i>	Frozen on board, skinless H&G, interleaved	100-250 g/pc	1.45	1.77 =	Spain FOB	Argentina	
		200-400	1.58	1.93 =			
		200-500	1.65	2.01 =			
		500-800	1.69	2.06 =			
		> 800	1.75	2.13 =			
Patagonian grenadier, Hoki/ Grenadier de Patagonie/ Merluza de cola <i>Macruronus megellanicus</i>	H&G, interleaved	100-300 g/pc	1.35	1.65 -			
		200-500	1.55	1.89 -			
		500-700	1.59	1.94 -			
		> 800	1.65	2.01 -			
John Dory/ Saint Pierre Pez de San Pedro <i>Zeus faber</i>	Fresh whole	1-2 kg/pc	18.00	21.95 +	France wholesale	France	
		2-3	19.00	23.17 +			
	Fresh - gutted	800-1000 g/pc	13.61	16.60	Italy CPT	Senegal	
		1000-2000	16.35	19.94			
	Fresh- whole headless	small	3.30	4.02	Mauritania FOB for European market	Mauritania	
		medium	6.20	7.56			
		big	6.90	8.41			
<b>FLATFISH</b>						<b>January 2021</b>	
Turbot/Rodaballo <i>Psetta maxima</i>	Fresh - whole farmed	0.5-1 kg/pc	4.00	4.88	Spain CIF	Spain	
		1-2	5.00	6.10			
		2-3	7.00	8.54			
		3-4	9.00	10.98			
	Fresh - whole farmed	0.4-0.6 kg/pc	6.70	8.17	Italy CPT	Spain/Portugal	
		0.6- 0.8	6.61	8.07			
		0.8-1	7.19	8.77			
		1-1.5	7.26	8.85			
		1.5-2	7.30	8.91			
		2-2.5	7.35	8.96			
Fresh - whole	0.5-1 kg/pc	11.04	13.46		Netherlands		
	1-2	16.58	20.22				
	2-3	16.23	19.79				
	3-4	19.95	24.33				
		> 4	24.50	29.88			
	Fresh - gutted	0.7-1kg/pc	9.24	11.27			
		1-2	13.93	16.98			
Sole/Sole/ Lenguado <i>Solea vulgaris</i>	Fresh - whole wild	< 175 g/pc	7.25	10.80	Spain CIF	France	
		170-200	14.70	17.93			
		200-300	15.80	19.27			
	Fresh - whole wild	200-300 g/pc	21.60	26.34	Italy CPT	Netherlands	
		300-400	24.70	30.12			
			No. 3	14.90	18.17		
			No. 5	6.34	7.73		
	Fresh - whole	No. 2	23.50	28.66			
No. 3		18.78	22.90				
	No. 4	14.73	17.96				
Fresh - gutted	No. 2	16.20	19.76				
	No. 3	14.02	17.10				
	No. 4	11.59	14.14				
	No. 5	9.62	11.73				
European plaice/ Plie d'Europe/ Solla europea <i>Pleuronectes platessa</i>	Fresh - whole	300-400 g/pc	5.55	6.77	Spain CIF		
		400-600	4.70	5.73			
		> 600	5.40	6.59			
			IQF, white skin-on, 25% glaze	6.05	7.38 =	Netherlands FOB for Italian market	
		IQF skin-off, 25% glaze	6.25	7.62 =			
European Flounder/ Flet d'Europe/ Platija europea <i>Platichthys flesus</i> <i>Scophthalmus rhombus</i>	Fresh - fillets skin-on skinless	Large	5.65	6.89	Italy CPT		
		Large	6.41	7.82			
		whole	2.52	3.07			
	Fresh, whole			1.51	1.84	FCA	Netherlands
			500-1000g/pc	7.41	9.04		
			1000-2000	12.98	15.83		
			500-1000g/pc	8.78	10.70		
	Fresh, gutted	1000-2000	13.55	16.52			
Cadenat's sole/ Sole de Cadenat Sortija de Cadenat <i>Pegusa cadenati</i>	whole, IQF	12-15 cm	0.69	0.84	Spain fob	Spain	





Fish Species Trade Name	Product Form	Grading	Price per kg		Reference & Area	Origin	
			As stated	EUR USD			
<b>TUNA/BILLFISHES</b>						<b>January 2021</b>	
Tuna/Thon/Atún for canning	Skipjack - whole		1.07	1.30 -	Bangkok CFR FOB	Western/Central Pacific Ocean	
			1.03	1.25 -			
	Skipjack - whole		1.45	1.75 -	Ecuador	Eastern Tropical Pacific Ocean	
	Yellowfin - whole		1.94	2.35 +	ex-vessel		
	Skipjack - whole		1.15	1.40 +	Seychelles	Indian Ocean	
	Yellowfin - whole		1.80	2.20 +	FOB		
	Skipjack - whole		1.15	1.40 +	Abidjan	Atlantic Ocean	
	Yellowfin - whole	> 10 kg	1.80	2.20 =	ex-vessel		
	Skipjack - whole	1.8-3.4 kg/pc	1.20	1.46 =	Spain CFR	Various origins	
	Yellowfin - whole	> 10 kg	1.90	2.32 +			
	Skipjack - cooked & cleaned loins - vacuum packed	double cleaned	3.80	4.60 =	Italy DDP	Solomon Islands	
	Yellowfin - cooked & cleaned loins - vacuum packed	double cleaned	5.66	6.85		Kenya/Mauri- tius/Solomon Is.	
	Skipjack	> 1.8 kg/pc	1.02	1.23	Tunisia CFR	Seychelles	
			1.43	1.73		Ghana	
	Yellowfin- whole	> 10 kg	1.93	2.35	Spain DAT	Atlantic Ocean	
		3-10 kg/pc	1.77	2.16			
	Yellowfin- frozen loins		6.05	7.32	DDP	Eastern Pacific	
	Skipjack - whole	> 3.5 kg	1.10	1.34	DAT	Atlantic Ocean	
	Skipjack- frozen loins		3.80	4.63	DDP	Eastern Pacific	
	Skipjack - cooked loins	single cleaned	3.14	3.80			
	Bigeye- frozen loins		5.87	7.10			
	Bigeye- whole	> 10 kg	2.23	2.72	DAT	Atlantic Ocean	
	Skipjack - whole		1.74	2.10	Europe CFR	Ecuador	
	Yellowfin - pre-cooked loins	double cleaned	5.12	6.20 -			
		single cleaned	4.79	5.80 =			
	Skipjack - pre-cooked loins		4.46	5.40 +			
	for direct consumption	Atlantic bluefin - whole	20-30 kg/pc	6.63	8.09	Italy CPT	Greece
			30-50	6.99	8.52		
			> 50	6.72	8.20		
		Albacore - whole	4-9 kg/pc	4.25	5.18		Italy
		9-12	6.25	7.62			
		> 12	6.50	7.93			
Swordfish/Espadon/ Pez espada <i>Xiphias gladius</i>	Fresh - whole		10.50	12.80 +	France, wholesale	Atlantic	
	Frozen - filet, vacuum		8.40	10.24 =		Spain	
	Fresh - gutted Whole Mediterranean	< 12 kg/pc	10.23	12.47	Italy FCA	Morocco	
		13-18	10.11	12.33			
		19-25	10.11	12.33			
		26-35	10.19	12.42			
	Whole Atlantic	19-25	8.62	10.51			
		26-35	8.62	10.51			
		36-50	8.33	10.16			
		> 50	9.88	12.05			
	H&G, skin-on	< 10 kg/pc	3.86	4.71 -	Spain FOB	Spain	
		10-30	4.99	6.09 -			
		30-50	5.68	6.93 -			
50-70		5.99	7.30 +				
70-100		6.25	7.62 +				
100-150		6.15	7.50 +				
> 150		5.35	6.52 -				
H&G, skin-on, broken	10-150	4.15	5.06 +				
<b>SMALL PELAGICS</b>						<b>January 2021</b>	
Mackerel/Maquereau/ Caballa <i>Scomber scombrus</i>	Fresh - whole		2.85	3.48	Italy CPT	Belgium	
			3.66	4.47		UK	
			1.00	1.22		Croatia	
			2.58	3.15		Norway	
			3.43	4.18		France	
		4-6 pc/kg	3.75	4.57			
	Fresh - Fillets butterfly cut		5.60	6.83			
			6.11	7.45			
	Whole	2-3 pc/kg	1.39	1.70 +	Spain FOB	Spain	
		3-4	1.25	1.52			
Large		0.80	0.98	Mauritania FOB for European market	Mauritania		
Medium		0.75	0.91				
Small	0.75	0.91					



Fish Species Trade Name	Product Form	Grading	Price per kg		Reference & Area	Origin		
			As stated	EUR USD				
<b>SMALL PELAGICS (cont.)</b>						<b>January 2021</b>		
<b>Horse Mackerel/ Chincard/ Jurel</b> <i>Trachurus spp</i>	Whole	> 24 cm/pc	1.23	1.50	Morocco FOB for European market	Morocco		
	Whole, IQF	2-3 pc/kg	1.38	1.68	Spain FOB	Spain		
		2-4	1.25	1.52				
		3-4	1.25	1.52				
		4-7	0.95	1.16				
		8-15	0.95	1.16				
		30-40	0.65	0.79				
500-1000 g/pc	1.49	1.82	Guinea					
200-500	1.09	1.33	Mauritania					
<b>Herring/Hareng/Arenque</b> <i>Clupeidae</i>	Fresh - fillet		3.94	4.80	Italy CPT	Denmark		
	Fresh - whole	250-300 g/pc	0.81	0.99	Russian Fed. wholesale Moscow	Russian Fed.		
		> 350	1.52	1.85				
		250- 300 g/pc	0.66	0.80	Russian Fed. wholesale Vladivostok			
		> 300	0.82	0.70				
> 250	0.61	0.74						
70-100 g/pc	0.36	0.44	Poland FOB	Baltic				
<b>Sprat/Sprat/Espadin</b> <i>Sprattus sprattus</i>	Fresh - whole		0.17	0.21				
	Fresh - whole		1.23	1.50	Italy CPT	Croatia		
			1.75	2.13		Spain		
			1.30	1.59		Italy		
			2.07	2.52		France		
		Fresh - fillet		5.53		6.74	FCA	UK
				4.15		5.06		Spain
				2.39		2.91		Croatia
				1.25		1.52		Italy
		Whole, IQF, 3% glaze		2.35		2.87		
		H& G		2.39		2.91	Spain FOB	Morocco
		IQF, skin-on, open butterfly fillet		2.50		3.05	France- wholesale	France
		Fresh - whole		3.50		4.27 +		
<b>CEPHALOPODS</b>						<b>January 2021</b>		
<b>Squid/Encornet/Calamar</b> <i>Loligo spp.</i>	Whole	S (< 18 cm)	6.30	7.68 +	Italy CIF	South Africa		
		M (18-25)	7.30	8.90 +				
		L (25-30)	8.40	10.24 +				
		XL (>30)	8.40	10.24 +				
	<i>Loligo vulgaris</i>	Fresh - whole	100-300 g/pc	13.60	16.59	FCA	Morocco	
			300-400	9.90	12.07			
			400-600	12.84	15.66			
			600-1000	12.45	15.18			
				11.50	14.02		Croatia	
	Whole, IWP	3P	6.65	8.11	Spain FOB	Morocco		
2P		8.25	10.06					
31-35 cm/pc		8.89	10.84					
> 36		8.89	10.84					
<i>Loligo gahi</i>	Whole	2 small	3.85	4.70	Mauritania FOB for European market	Mauritania		
		3 small	3.65	4.45				
		4 small	3.50	4.27				
		small	5.75	7.01				
		medium	7.60	9.27				
	large	8.40	10.24					
<i>Illex argentinus</i>	Whole	10-12 cm/pc	4.15	5.06	Spain FOB	Argentina		
		12-14	5.69	6.94				
	Whole	6-12 cm/pc	0.68	0.83				
Tentacles	23-26	3.59	4.38 =					
	40-80 g/pc	5.45	6.65					
Tubes	19-23 cm/pc	4.75	5.79					
<b>Octopus/Poulpe/Pulpo</b> <i>Octopus vulgaris</i>	Whole - FAS	T1	7.89	9.62	Morocco FOB, for Spanish market	Morocco		
		T2	7.89	9.62				
		T3	7.89	9.62				
		T4	7.89	9.62				
		T5	7.78	9.49				
	Sushi slice	7 g/pc	9.46	11.45	Europe CFR	Indonesia		
		100% net weight	10.74	13.00				
boiled cut		7.07	8.55					
	100% net weight							
Flower type	1-2 kg/pc	3.76	4.55					
	>2	4.68	5.66					



Fish Species Trade Name	Product Form	Grading	Price per kg		Reference & Area	Origin			
			As stated	EUR USD					
<b>CEPHALOPODS (cont.)</b>						<b>January 2021</b>			
<b>Octopus/Poulpe/Pulpo</b> <i>Octopus vulgaris</i>	Fresh	1-2 extra small	8.00	9.76	Italy CPT FCA CPT FCA CPT EXW	Croatia			
			3.33	4.06		France			
			10.88	13.27		Italy			
			9.46	11.54		Spain			
			7.70	9.39		Croatia			
			7.45	9.09		Morocco			
			9.19	11.21					
			8.74	10.66					
			8.41	10.26					
			7.91	9.65					
<b>Eledone moschata</b>	Gutted	T1 T2 T3 T4 T5 T6 T7 T8	8.95	10.91 +	Spain FOB				
			8.95	10.91 +					
			8.75	10.67 +					
			7.65	9.33					
			7.48	9.12		Guinea			
			6.75	8.23					
			6.48	7.90					
			6.25	7.62					
			5.50	6.71		France, wholesale	Europe		
			11.00	13.41 =					
<b>Eledone cirrhosa</b>	Fresh - whole	Mixed Small Medium Extra	3.90	4.76	Italy CPT	Croatia			
			6.25	7.62					
			4.85	5.91					
			2.00	2.44					
			Frozen - whole	50-100 g/pc		4.18	5.06	CFR	Yemen
				100-200		5.08	6.15		
				200-300		5.08	6.15		
				300-500		5.08	6.15		
				400-600		5.08	6.15		
				600- 1000		5.08	6.15		
500-1000	5.08	6.15							
1000- 2000	5.08	6.15							
<b>Eledone cirrhosa</b>	Cleaned, block	100-150 g/pc	7.91	9.65	Spain FOB	Spain			
<b>Cuttlefish/Seiche/ Sepia</b> <i>Sepia spp.</i>	Frozen at land- whole block	100-200 g/pc 200-300 >300	4.05	4.90	Viet Nam CIF	Yemen			
			4.05	4.90					
			4.05	4.90					
	FAS- whole block	200-300 g/pc 300-500 500-1000 1000- 2000	3.93	4.75	Europe CIF				
			3.93	4.75					
			3.93	4.75					
			3.93	4.75					
	Whole	200- 300 g/pc 300- 500 500- 1000	2.48	3.00	Spain FOB	Spain			
			2.93	3.55					
			3.14	3.80					
		70-160 g/pc	3.38	4.12					
		160-250	4.35	5.30					
<b>CRUSTACEANS</b>						<b>January 2021</b>			
<b>Whiteleg shrimp/ Crevette pattes blanches/Camarón patiblanco</b> <i>Penaeus vannamei</i>	PD, chemical treatment 100% net weight treated with non-phosphate	31-40 pc/lb	7.60	9.20	Europe CFR	Indonesia			
		41-50	6.74	8.15					
		51-60	6.61	8.00					
		61-70	6.53	7.90					
		71-90	6.28	7.60					
<b>Argentine red shrimp/ Salicoque rouge d'Argentine/ Camarón langostín argentino</b> <i>Pleoticus muelleri</i>	Head-on, shell-on	10-20 pc/kg	8.70	10.61 =	Spain EXW	Argentina			
		20-30	8.30	10.12 =					
		30-40	8.15	9.94 =					
		40-60	8.00	9.76 =	FOB				
		10-20 pc/kg	7.85	9.57					
		20-30	8.25	10.06					
		Headless	C1	7.30			8.90 -	Italy CPT	
Whole	L2	5.90	7.20 +	FCA	France, wholesale				
	Peeled IQF	20-40 pc/kg	12.90			15.73			
<b>Giant tiger prawn/ Crevette géante tigrée/ Langostino tigre</b> <i>Penaeus monodon</i>	Farmed, organic, cooked	20-30 pc/kg	26.00	31.71 =	France, wholesale	Madagascar			
		30-40	22.00	26.83 =					
		40-50	16.50	20.12 =					
		40-50	15.50	18.90 =					



Fish Species Trade Name	Product Form	Grading	Price per kg		Reference & Area	Origin
			As stated	EUR USD		
<b>CRUSTACEANS (cont.)</b>						<b>January 2021</b>
Norway lobster/ Langoustine/Cigala <i>Nephrops norvegicus</i>	Fresh - Whole, 4X1.5 kg	31-40	10.30	12.56	Spain DDP	Netherlands
		41-50	8.52	10.39		
	Tails	40-60	13.35	16.28	CIF	Scotland
		Whole	00 pc/kg	17.25		
European lobster/ Homard européen/ Bogavante <i>Homarus gammarus</i>	Live - bulk	400-600 g/pc	28.00	34.15	France delivered to French vivier	Ireland
		600-800	28.00	34.15		
	Fresh - whole	Large	27.50	33.54	Italy CPT	UK
		small	29.49	35.96		
		400-600 g/pc	28.16	34.34		
		600-800	19.19	23.40		
Live	800-1000	21.00	25.61	Mauritania FOB for European market	Mauritania	
	> 1kg	21.00	25.61			
Scalloped spiny lobster/ Langouste festonnée/ Langosta festoneada <i>Panulirus homarus</i>	Whole	100-200g	10.74	13.00 =	Taiwan (Province of China) CIF	Yemen
		200-300	11.16	13.50 -		
		> 300	11.16	13.50 -		
	Whole, IWP	30-60 g/pc	13.22	16.00	Europe CIF	
60-120		13.22	16.00			
Edible crab/Tourteau/ Buey de mar <i>Cancer pagurus</i>	Live, bulk	T2 (13-16 cm)	3.85	4.70	France Auction	France
		500-700g/pc	7.50	9.15 +		
		>1 kg	8.50	10.37 +		
Spinous spider crab/ Araignée européenne/ Centolla europea/ <i>Maja squinado</i>	Fresh - female		5.30	6.46	Italy CPT	UK
		male	4.50	5.49		
	female		4.90	5.98		France
		male	5.50	6.71		
	Fresh-female	small	2.87	3.50		
male	small	3.30	4.02			



Fish Species Trade Name	Product Form	Grading	Price per kg		Reference & Area	Origin	
			As stated	EUR USD			
<b>BIVALVES</b>							
<b>January 2021</b>							
Oyster/Huître/Ostra <i>Crassostrea gigas</i>  <i>Ostrea edulis</i>	Live	No. 3	4.50	5.49	France prod. Price/ average export price	Ireland/France	
		60-100 g/pc	17.50	21.34	Spain CIF	Netherlands	
		95-110 g/pc	17.65	21.52		Italy	
		>130	14.62	17.83	Netherlands		
Mussel/Moule/Mejillón <i>Mytilus edulis</i> <i>Mytilus galloprovincialis</i>  <i>Mytilus chilensis</i>	Live - Bottom mussel	Bulk	2.10	2.56 =	France wholesale	France	
			1.80	2.20 =		Netherlands	
	Live - Rope	60-80 pc/kg	2.00	2.44 =	Spain FOB	Spain	
			1.95	2.38		Italy CPT FCA	Italy
	Vacuum packed	30-40 pc/kg	1.92	2.34	Spain		Chile
	Fresh - whole		2.05	2.50			
	Fresh - in skin		1.40	1.71			
IQF - shell-off, 7% glaze	200-300 pc/kg	3.55	4.33 +	CIF			
Razor shell/Couteau/ Navajas - <i>Solenidae</i>	Fresh	S	7.50	9.15	Spain CIF	Ireland	
		M	8.60	10.49			
		L	12.15	14.82			
	Live	10-12 cm/pc	3.80	4.63	Netherlands		
Great Atlantic scallop/ Coquille-St- Jacques/ Vieira <i>Pecten maximus</i>	Fresh whole shell, roe-on		3.90	4.76 -	France wholesale	France	
			3.70	4.51 -			
			27.00	32.93			
			28.00	34.15 -			
			27.50	33.54 =			
			25.00	30.49 -			
			24.50	29.88 -			
<b>SALMON</b>							
<b>January 2021</b>							
Atlantic salmon/ Saumon de l'Atlantique/ Salmón del Atlántico <i>Salmo salar</i>	Fresh - gutted, head-on	2-3 kg/pc	6.20	7.56 +	France wholesale	Norway	
		3-4	6.30	7.68 +			
		4-5	6.30	7.68 +			
		5-6	6.40	7.80 +			
		6-7	6.40	7.80 +			
		2-3 kg/pc	6.30	7.68 +			
		8.20	10.00 +				
		Superior quality					
		Smoked- Fillet, vacuum reconstituted sides	1-2 kg/pc	31.00			37.80 +
		Fresh- Fillet	3-4 kg/pc	10.00			12.20 +
	Smoked- Fillet, vacuum reconstituted sides	1-2 kg/pc	32.00	39.02 +			
	Fresh - gutted, head-on	1-2 kg/pc	NOK 34.01	3.30	4.02 -	Norway FOB	Norway
			NOK 42.93	4.16	5.07 +		
			NOK 46.58	4.52	5.51 +		
			NOK 46.60	4.52	5.51 +		
			NOK 45.54	4.42	5.38 +		
			NOK 45.55	4.42	5.38 +		
			NOK 44.74	4.34	5.29 +		
			NOK 45.14	4.38	5.34 +		
			NOK 45.17	4.38	5.34 +		
Fresh			3-4 kg/pc	6.90	8.41		
11.95	14.57						
gutted, head-on	4-5 kg/pc	4.85	5.91	Tunisia CFR			
		7.85	9.57				
IQF - salmon slices		9.73	11.87	Europe CFR			
Fresh - salmon cubes 8x8x8		9.73	11.87				
Fresh - Whole - Superior	2-3 kg/pc	4.39	5.35	Italy DDP	Norway		
		5.16	6.30				
		5.52	6.74				
		5.82	7.10				
		6.11	7.46				
		6.14	7.48				
		6.33	7.72				
		6.30	7.68				



Fish Species Trade Name	Product Form	Grading	Price per kg		Reference & Area	Origin	
			As stated	EUR USD			
<b>SALMON (cont.)</b>						<b>January 2021</b>	
Atlantic salmon/ Saumon de l'Atlantique/ Salmón del Atlántico <i>Salmo salar</i>	Fresh- Whole	3-4	4.85	5.92	Italy DDP	Norway	
		4-5	5.12	6.24			
		5-6	5.42	6.61			
	Fillet, cooked IQF portion, 10% glazing	100-150 g/pc	5.09	6.21	FCA	Italy Denmark	
<b>TROUT</b>							
<b>January 2021</b>							
Rainbow trout/ Truite arc-en-ciel/ Trucha arco iris <i>Oncorhynchus mykiss</i>	Fresh	300-400 g/pc	4.00	4.88	Italy CPT	Italy	
		Gutted	150-300 g/pc	4.70			5.73
		300-500 g/pc	5.00	6.10			
	Fresh, Fillet	Fresh, Fillet, skinless		8.70	10.61	France wholesale	France
				7.27	8.87		
		Fresh- whole		6.20	7.56 =		
		Fillet		8.20	10.00 =		
		Fillet, <b>smoked</b>		28.00	34.15 +		
		Whole, gutted, bulk		10.95	13.35 -		
<b>FRESHWATER FISH</b>							
<b>January 2021</b>							
Arctic char/omble-chevalier/ Trucha alpina <i>Salvelinus alpinus</i>	Fresh- whole		10.00	12.20 +	France wholesale	Europe	
Nile perch/Perche du Nil/Perca del Nilo <i>Lates niloticus</i>	Fillet - skinless	300-500 g/pc	4.55	5.50	EU CFR	Uganda	
		Interleaved, 100% net weight	500-1000	5.33			6.45
	Fresh whole	200-400 g/pc	2.74	3.34	Italy FCA	Tanzania	
		yellow	200-400 g/pc	2.75			3.35
		red	200-400 g/pc	2.76			3.37
	green	200-400 g/pc	2.74	3.34			
	Fresh fillet	200-400 g/pc	3.70	4.51			
400-700		3.63	4.43				
Pike perch/Sandref - Lucioperca <i>Sander lucioperca</i>	Fillet - skinless, PBI, IWP	500-1000 g/pc	5.33	6.45	Spain CFR	Europe	
	Fresh- whole	Average size	10.50	12.80 =	France wholesale		
		Fillet		12.20		14.88 =	
Fresh- whole	2-3 kg	14.50	17.68 +				
Nile Tilapia/Tilapia du Nil/Tilapia del Nilo <i>Oreochromis niloticus</i>	Fillet - skinless, IQF, PBO non-treated, 10% glaze	5-7 oz/pc	3.85	4.00	Spain CFR	China	
Pangasius <i>Pangasius hypophthalmus</i>	Fillet, thawed		4.30	5.24	Italy CIF	Viet Nam	
<b>NON-TRADITIONAL SPECIES</b>							
<b>January 2021</b>							
Sturgeon/Sturgeon/ Esturione <i>Acipenseridae</i>  <i>A. baeri</i>	Frozen - Whole	1.5-2 kg/pc	6.50	7.93	France CIF	France	
		Gutted	5-7 kg/pc	7.50			9.15
	Fillet	200-300 g/pc	15.00	18.29			
		800-1000	15.00	18.29			
	Caviar (Aquitaine) metal boxes		999	1,218			
European eel/ Anguille d'Europe/ Anguilla europea <i>Anguilla anguilla</i>	Smoked	Medium	48.00	58.54 +	France wholesale	Europe	
Dusky grouper Mérour noir/Mero moreno <i>Epinephelus marginatus</i>	H&G	3-5 kg/pc	5.62	6.80	Europe CIF	Yemen	
		> 5	5.62	6.80			
	IWP, gutted	> 3 kg/pc	4.46	5.40			
	Fresh whole	10-20 kg/pc	10.70	13.05	Italy CPT	Senegal	
		1-2	12.90	15.73			
2-4	12.90	15.73					
> 20	10.20	12.44					
White grouper/ Merou blanc/Cherna de ley <i>Epinephelus aeneus</i>	Whole, gutted	3-5 kg/pc	5.37	6.50	FCA		
		5-10	4.55	5.50			
	> 10	4.55	5.50				
	Whole, fresh	1- 2 kg/pc	11.20	13.66			
Blue shark/ Peau bleue/Tiburón azul <i>Prionace glauca</i>	H&G, skin-on	< 4 kg/pc	0.55	0.67 -	Spain FOB	Spain	
		4-7	0.55	0.67 -			
		7-12	0.55	0.67 +			
		12-20	0.68	0.83 +			
		> 20	0.53	0.65 +			
	H&G, skinless	< 4 kg/pc	0.83	1.01 =			
		4-7	0.83	1.01 =			
		7-12	0.79	0.96 =			
		12-20	0.89	1.09 =			
		> 20	0.76	0.93 =			



Fish Species Trade Name	Product Form	Grading	Price per kg		Reference & Area	Origin
			As stated	EUR USD		
<b>NON-TRADITIONAL SPECIES (cont.)</b>						<b>January 2021</b>
<b>Crimson jobfish</b> <i>Colas fil/Panchito hebra.</i> <i>Pristipomoides filamentosus</i>	Whole, gutted	2- 3 kg/pc 3- 5 5- 10	2.89 2.89 2.89	<b>3.50</b> <b>3.50</b> <b>3.50</b>	Europe CIF	Yemen
<b>Spangled emperor/ Empereur moris/ Emperador relámpago</b> <i>Lethrinus nebulosus</i>	Whole, gutted IQF, H&G	3-5 kg/pc > 5 3-5 > 5	3.10 2.60 3.72 3.72	<b>3.75</b> <b>3.15</b> <b>4.50</b> <b>4.50</b>		
<b>Common dolphinfish (Mahi Mahi)/ Coryphène commune/ Lampuga</b> <i>Coryphaena hippurus</i>	Whole, gutted	2-3 kg/pc 3- 5 5- 10	0.99 1.07 1.24	<b>1.20</b> <b>1.30</b> <b>1.50</b>		
<b>SEABASS/SEABREAM/MEAGRE</b>						<b>January 2021</b>
<b>Seabass/Bar, Loup/Lubina</b> <i>Dicentrarchus labrax</i>	Fresh - whole farmed	200-300 g/pc	<b>3.50</b>	4.26 +	Greece FOB	Greece
300-450		<b>3.97</b>	4.84 -			
450-600		<b>4.18</b>	5.09 -			
600-800		<b>4.87</b>	5.94 -	Italy CIF		
800-1000		<b>6.66</b>	8.12 +			
> 1000		<b>8.50</b>	10.37 =			
200-300 g/pc		<b>3.70</b>	4.51 +			
300-450		<b>4.17</b>	5.09 -			
450-600		<b>4.38</b>	5.34 -	France CIF		
600-800		<b>5.07</b>	6.18 -			
800-1000		<b>6.86</b>	8.37 +			
> 1000		<b>8.70</b>	10.61 =			
200-300 g/pc		<b>3.75</b>	4.57 +			
300-450		<b>4.22</b>	5.15 -	Spain CIF		
450-600		<b>4.43</b>	5.40 -			
600-800		<b>5.12</b>	6.24 -			
800-1000		<b>6.91</b>	8.43 +			
> 1000		<b>8.75</b>	10.67 =			
200-300 g/pc		<b>3.74</b>	4.55 +	Germany CIF		
300-450	<b>4.21</b>	5.13 -				
450-600	<b>4.42</b>	5.38 -				
600-800	<b>5.11</b>	6.23 -				
800-1000	<b>6.90</b>	8.41 +				
> 1000	<b>8.74</b>	10.66 =	Portugal CIF			
200-300 g/pc	<b>3.75</b>	4.57 +				
300-450	<b>4.22</b>	5.15 -				
450-600	<b>4.43</b>	5.40 -				
600-800	<b>5.12</b>	6.24 -				
800-1000	<b>6.91</b>	8.43 +	UK CIF			
> 1000	<b>8.75</b>	10.67 =				
200-300 g/pc	<b>3.93</b>	4.79 +				
300-450	<b>4.40</b>	5.37 -				
450-600	<b>4.61</b>	5.62 -				
600-800	<b>5.30</b>	6.46 -	Italy FCA			
800-1000	<b>7.09</b>	8.65 +				
> 1000	<b>8.93</b>	10.89 =				
200-300 g/pc	<b>2.81</b>	3.43				
300-450	<b>3.92</b>	4.78				
450-600	<b>4.20</b>	5.12	Italy CIF			
600-800	<b>4.84</b>	5.90				
800-1000	<b>6.35</b>	7.74				
1000-1500	<b>7.86</b>	9.59				
1500- 2000	<b>8.65</b>	10.55				
> 2000	<b>13.36</b>	16.29				
	Fresh - whole	200-300 g/pc	<b>3.30</b>	4.02	Italy CIF	Turkey
		300-400	<b>3.80</b>	4.63		
		400-600	<b>4.20</b>	5.12		
		600-800	<b>4.60</b>	5.61		
		800-1000	<b>5.50</b>	6.71		
		> 1000	<b>6.00</b>	7.32		



Fish Species Trade Name	Product Form	Grading	Price per kg		Reference & Area	Origin	
			As stated	EUR USD			
<b>SEABASS/SEABREAM/ MEAGRE (cont.)</b>						<b>January 2021</b>	
<b>Seabass/Bar, Loup/Lubina</b> <i>Dicentrarchus labrax</i>	<b>Fresh - whole</b> farmed	200-300 g/pc	<b>4.50</b>	5.49	Spain CIF	Canary Island (Spain)	
		300-400	<b>4.50</b>	5.49			
		400-600	<b>4.00</b>	4.88			
		600-800	<b>4.30</b>	5.24			
		800-1000	<b>5.50</b>	6.71			
		1000-1500	<b>9.12</b>	11.12			
	1500-20000	<b>12.50</b>	15.24				
	<b>Fresh - whole - wild</b> Mediterranean	600-800	<b>10.13</b>	12.35	Italy CPT	Egypt	
		800-1000	<b>10.13</b>	12.35			
		1000-2000	<b>11.00</b>	13.41			
> 2000		<b>11.50</b>	14.02				
Farmed - Orbetello	Large	<b>10.70</b>	13.05	FCA	Italy		
	Medium	<b>9.70</b>	11.83				
	Small	<b>7.60</b>	9.27				
<b>Gilthead seabream/ Dorade royale/Dorada</b> <i>Sparus aurata</i>	<b>Fresh - whole</b> farmed	200-300 g/pc	<b>3.20</b>	3.90 -	Greece FOB	Greece	
		300-450	<b>4.10</b>	5.00 +			
		450-600	<b>4.60</b>	5.61 +			
		600-800	<b>5.80</b>	7.07 +			
		800-1000	<b>6.50</b>	7.93 =			
		> 1000	<b>8.50</b>	10.37 =			
		200-300 g/pc	<b>3.40</b>	4.15 -			Italy CIF
		300-450	<b>4.30</b>	5.24 +			
		450-600	<b>4.80</b>	5.85 +			
		600-800	<b>6.00</b>	7.32 +			
	800-1000	<b>6.70</b>	8.17 =				
	200-300 g/pc	<b>3.45</b>	4.21 -	France CIF			
	300-450	<b>4.35</b>	5.30 +				
	450-600	<b>4.85</b>	5.91 +				
	600-800	<b>6.05</b>	7.38 +				
	800-1000	<b>6.75</b>	8.23 =				
	200-300 g/pc	<b>3.44</b>	4.20 -	Spain CIF			
	300-450	<b>4.34</b>	5.29 +				
	450-600	<b>4.84</b>	5.90 +				
	600-800	<b>6.04</b>	7.37 +				
	800-1000	<b>6.74</b>	8.22 =				
	200-300 g/pc	<b>3.47</b>	4.23 -	Germany CIF			
	300-450	<b>4.37</b>	5.33 +				
	450-600	<b>4.87</b>	5.94 +				
	600-800	<b>6.07</b>	7.40 +				
	800-1000	<b>6.77</b>	8.26 =				
	200-300 g/pc	<b>3.45</b>	4.21 -	Portugal CIF			
	300-450	<b>4.35</b>	5.30 +				
	450-600	<b>4.85</b>	5.91 +				
	600-800	<b>6.05</b>	7.38 +				
	800-1000	<b>6.75</b>	8.23 =				
	200-300 g/pc	<b>3.63</b>	4.43 -	UK CIF			
300-450	<b>4.53</b>	5.52 +					
450-600	<b>5.03</b>	6.13 +					
600-800	<b>6.23</b>	7.60 +					
800-1000	<b>6.93</b>	8.45 =					
> 1000	<b>8.93</b>	10.89 =					





Fish Species Trade Name	Product Form	Grading	Price per kg		Reference & Area	Origin
			As stated	EUR USD		
<b>SEABASS/SEABREAM/ MEAGRE (cont.)</b>						<b>January 2021</b>
<b>Gilthead seabream/ Dorade royale/Dorada</b> <i>Sparus aurata</i>	wild	600-800 g/pc	17.47	21.30	Italy FCA	Morocco
		800-1000	18.63	22.71		
		1000-2000	19.97	24.36		
		> 2000	18.57	22.64		
	farmed	200-300 g/pc	3.95	4.82	CPT	Greece
		300-400	3.95	4.82		
		400-600	4.37	5.33		
	wild	400-600 g/pc	10.25	12.50	CPT	Egypt
		600-800	10.25	12.50		
		800-1000	10.25	12.50		
		1000-2000	10.50	12.80		
	farmed Orbetello	Large	10.70	13.05	FCA	Italy
Medium		9.70	11.83			
1-2 kg/pc		13.50	16.46			
Fresh - whole	200-300 g/pc	3.00	3.66	Italy CIF	Turkey	
	300-400	3.30	4.02			
	400-600	3.30	4.02			
	600-800	3.50	4.27			
	800-1000	4.50	5.49			
	> 1000	5.50	6.71			
<b>White seabream/Sar/Sargo</b> <i>Diplodus sargus</i>	Fresh	300-500 g/pc	6.20	7.56	Italy CPT	Senegal
			7.18	8.76		Spain
<b>Japanese threadfin bream/ Cohana japonaise/ Baga japonesa</b> <i>Nemipterus japonicus</i>	Whole	100-200 g/pc	1.61	1.95	Vietnam CIF	Yemen
		200- 300	1.86	2.25		
		300- 500	1.86	2.25		
	Whole, frozen at sea, block	100- 200 g/pc	2.28	2.76	USA CIF	
	> 200	2.61	3.16			
<b>Santer seabream/ Denté nufar/Dentón nufar</b> <i>Cheimerius nufar</i>		500-1000 g/pc	6.96	8.49	Italy CPT	Oman
		1000-2000	6.96	8.49		
<b>Meagre/Maigre commun/Corvina</b> <i>Argyrosomus regius</i>	Fresh - Whole	500-1000 g/pc	5.30	6.46	Italy FCA	Greece
		1000-2000	4.97	6.06		
		> 2000	5.18	6.32		
		> 3000	5.50	6.71		
	farmed	> 2000 g/pc	4.95	6.04	CIF CPT	Egypt
		600-800 g/pc	6.30	7.68		
		800-1000	6.00	7.32		
		1000-2000	6.24	7.61		
		2000-4000	6.40	7.80		
		4000-6000	7.80	9.51		
		5-10 kg	7.30	8.90		
		10-15kg	8.50	10.37		
		Fresh- whole, wild	> 1000 g/pc	9.80		



The European Fish Price Report is a monthly **GLOBEFISH** publication.  
This issue was prepared by Helga Josupeit and William Griffin.

## PRICE REFERENCE (INCOTERMS 2010)

CFR	Cost and Freight
CIF	Cost, Insurance and Freight
CIP	Carriage and Insurance Paid To
CPT	Carriage Paid To
DAT	Delivered at Terminal
DAP	Delivered at Place
DDP	Delivered Duty Paid
EXW	Ex Works
FCA	Free Carrier
FAS	Free Alongside Ship
FOB	Free on Board

## PRODUCT FORM

C&P	Cooked and Peeled
FAS	Frozen at Sea
H&G	Headed and Gutted
HOG	Head on Gutted (salmon)
IQF	Individually Quick Frozen
IWP	Individually Wrapped Pack
PBI	Pinbone In
PBO	Pinbone Off
PD	Peeled and Deveined
PTO	Peeled Tail On
PUD	Peeled, Undeveined

## CURRENCY RATES

		US\$	EUR
Canada	CAD	1.26	1.54
Hungary	HUF	295.51	359.57
Norway	NOK	8.46	10.31
USA	USD		1.21
EU	EUR	0.82	
Denmark	DKK	6.12	7.44
Russia	RUR	73.19	89.09

*Exchange Rates 14.1.2021*

## SYMBOLS

- + Price increased in original currency since last report
- Price decreased in original currency since last report
- = Updated but unchanged price
- \* New insertion
- Not updated since last issue

**GLOBEFISH Market Reports are available from the GLOBEFISH web site:  
[www.fao.org/in-action/globefish](http://www.fao.org/in-action/globefish)**



Food and Agriculture  
Organization of the  
United Nations

# EUROPEAN PRICE REPORT

## GLOBEFISH

Trade and Market Team (NFIMT)

Fisheries Division

Food and Agriculture Organization of the United Nations

Viale delle Terme di Caracalla


00153 Rome, Italy

[globefish@fao.org](mailto:globefish@fao.org)

[www.globefish.org](http://www.globefish.org)



#FAOfish



GLOBEFISH