



Food and Agriculture
Organization of the
United Nations

EUROPEAN PRICE REPORT



March 2024
3/2024

Latest trends

From Holy week and Easter, the main consumption period for fishery products in Europe, is being celebrated early this year. Traders are stocking up quickly, as cold storage holdings in Europe are low for all major products. This strong demand is leading to higher prices in all leading markets. Notably, shrimp has suddenly regained popularity, after bleak demand which had characterized the whole of 2023; accordingly, its prices increased sharply. With regard to tuna, a decline in the prices of raw material revived demand for canned tuna, as processors were able to offer lower price levels.

Meanwhile, logistics problems continue to be experienced for shipments of cargo through both the Panama and Suez Canals. It should be noted that the World Container Index (WCI), which decreased by 20 percent between February 2024 and March 2024 to USD 3 160, is USD 1 300 higher than the level in March 2023. In the long run, this is expected to result in higher prices of seafood such as tilapia, pangasius, hake, and shrimp.

The Euro area annual inflation rate was 2.8 percent in January 2024, down from 2.9 percent in December 2023. Comparatively, a year earlier, the rate was 8.6 percent. European Union annual inflation was 3.1 percent in January 2024, down from 3.4 percent in December 2023. In this European Fish Price Report, 48 percent of the prices did not change compared with February 2024, with some rises noted for 27 percent of seafood products and declines for 25 percent.

Index for prices

Groundfish	10
Flatfish	12
Tuna	14
Small Pelagics	15
Cephalopods	16
Crustaceans	18
Bivalves	20
Salmon	21
Trout	22
Freshwater fish	22
Non-Traditional Species	22
Seabass-Seabream-Meagre	24

The **European Fish Price Report**, based on information supplied by industry correspondents, aims to provide guidance on broad price trends. Price information is indicative and should be used only for forecasting medium- and long-term trends. FAO is not responsible for any errors or omissions.

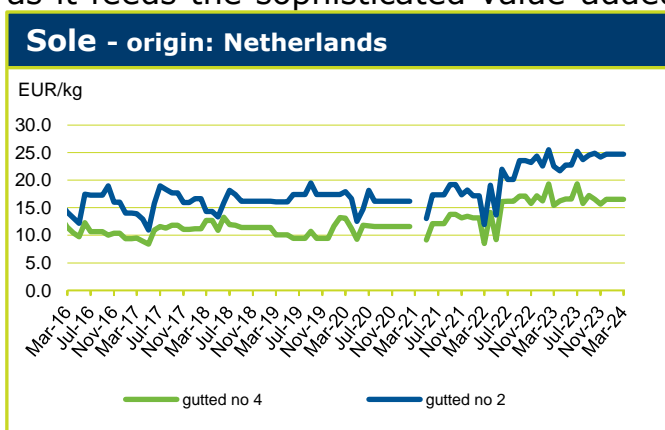
GROUND FISH

Haddock catches in 2024 are expected to be about 265 000 tonnes, on par with the 2023 total, but 30 000 tonnes less than in 2022. Quotas for this species are lower in the Barents Sea, which will lead to reduced catches by Norway and the Russian Federation. Iceland, on the contrary, is expected to catch more haddock this year, with the total harvest estimated at 74 000 tonnes, some 12 000 tonnes more than in 2023. Prices are expected to stay stable.

There is a strong increase in the Russian pollock total allowable catch (TAC) for 2024, some 12 percent more than in previous years. In addition, the Alaska pollack TAC for the Russian Federation is more than two million tonnes, some 410 000 tonnes ahead of the 2022–2023 TAC. The US catch will be stable in 2024, at some 1.5 million tonnes. Both countries are the main producers of this species, but the main processor is China. Alaska pollack is important for Europe, as it feeds the sophisticated value-added processing industries in Germany and in the United Kingdom of Great Britain and Northern Ireland.

Demand is strong for cured cod from Norway, due to the approaching Holy Week and also the cold weather which finally started in southern Europe. At the same time, it is

reported that cod fish has reached the Lofoten area in Norway, which will result in higher catches and lower prices for the species.

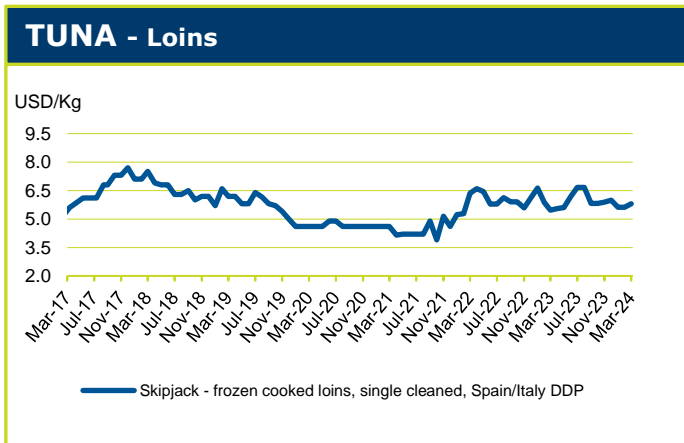
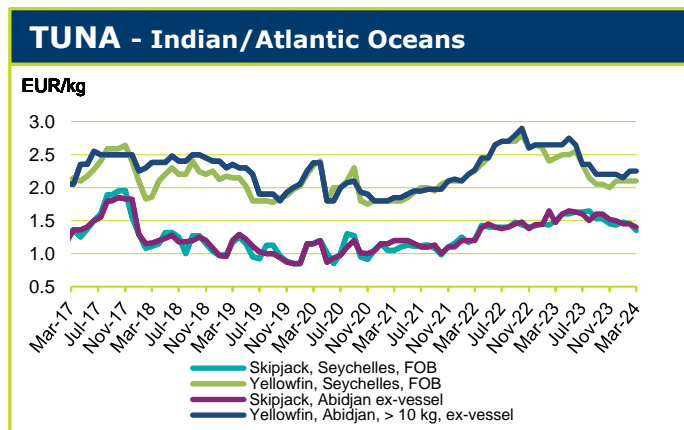
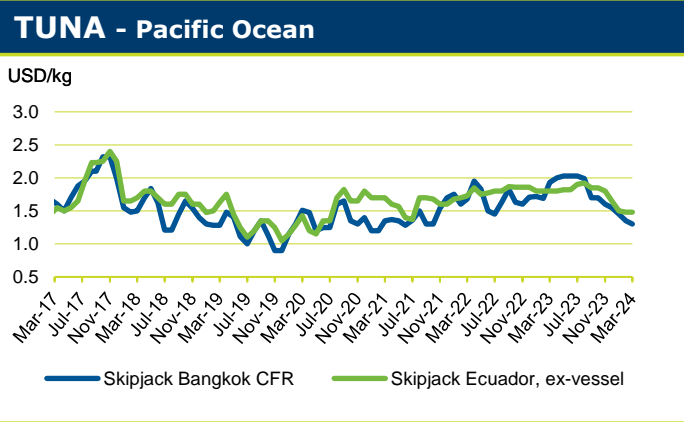


TUNA - BILLFISHES

Fishing in the Western and Central Pacific Ocean (WCPO) remains at a moderate level due to bad weather and strong currents. Bangkok Port continues to be congested with several carriers waiting at anchorage for berth space. Reportedly, some smaller canneries are out of raw material as their cargo are on carriers that are waiting in line. With ample supplies of raw material, skipjack prices continue to decrease while the output of finished goods has risen.

Catches in the Indian Ocean also remain moderate. In line with the same trend mentioned above, skipjack prices have continued to fall in Bangkok. Yellowfin prices are steady, with continuous demand from European buyers.

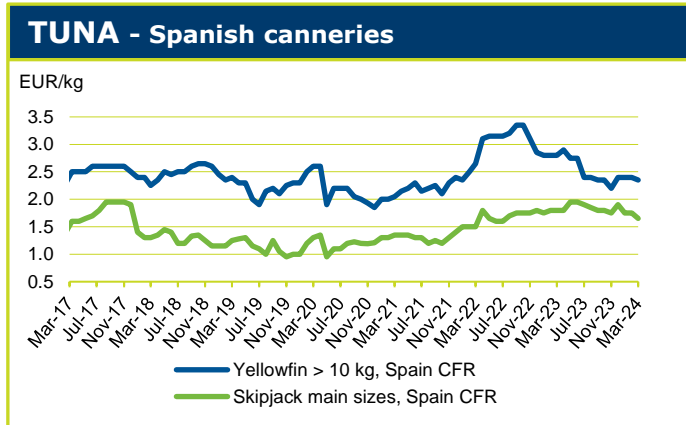
Meanwhile, the 72-day closure period for the use of Fish Aggregating Devices (FADs) in the Atlantic Ocean by the International Commission for the Conservation of Atlantic Tunas (ICCAT) ended on 13 March 2024. Catches were reported to be poor in that duration and fishers are now looking forward to some improvement in the second half of March. Similar to the price trend in the Indian Ocean, skipjack price levels are declining while yellowfin prices remain stable.



TUNA – BILLFISHES (cont.)

There are no changes in the situation in the Eastern Pacific Ocean. Fishing remains good, especially in Peruvian waters and raw material inventories at local canneries remain healthy. Despite this, the demand for raw material remains high due to improvements in finished goods sales. Skipjack and yellowfin prices are stable.

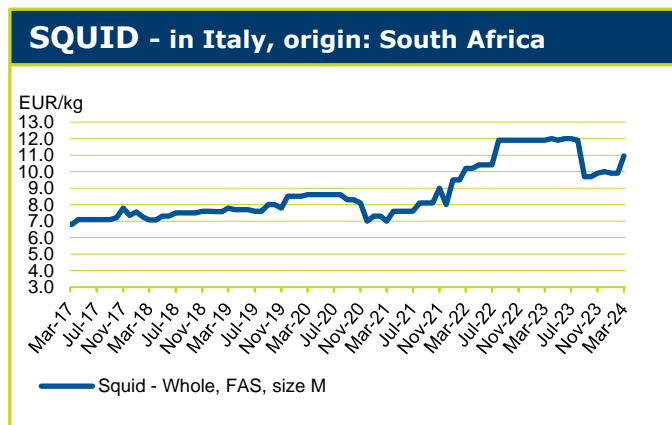
European market prices for both skipjack and yellowfin have fallen, while those for cooked, single-cleaned skipjack loins remain steady.



CEPHALOPODS

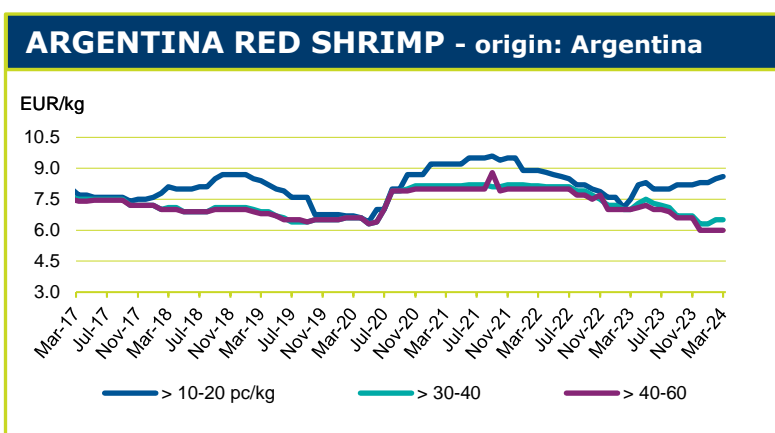
The octopus season in Eastern Indonesia is nearing its end, and in anticipation, demand for the species is high. Traders are trying to increase their inventories during this period, considering the sustained high demand and potential future scarcity of stock. The price of octopus has been stable throughout the first quarter of 2024. Despite the post-holiday market showing a slight uptick, the overall trend suggests a potential downtrend in octopus prices if demand starts to decline, as it is normal at this time of the year in the European market.

Squid prices were stable in the starting months of 2024, with some higher demand for large squid. It is expected that prices will go up in view of Easter sales. Already now, South African squid sells at about EUR 1.00 per kg higher than a month ago.



CRUSTACEANS

Present demand for Argentine shrimp is high, due to the upcoming Holy Week. As production is low in Argentina, especially in the freezing plants on-shore, prices for the finished products are going up. Cold storage holdings in Europe are low.



This March, the Indonesian shrimp market remains stable. Prices are up for large vannamei shrimp across Indonesia during week nine of 2024 while those for smaller sizes are unchanged. Meanwhile, the trend observed in the United States of America, being the largest market for Indonesian shrimp, reflects a similar demand scenario as in previous months. Following a significant price decrease caused by over-supply, market recovery is expected to be slow. Prices for larger sizes remain relatively stagnant, while there is a notable demand for smaller sizes. The Chinese market continues its aggressive pursuit of lower prices, potentially putting Ecuador at a competitive disadvantage if the situation persists. Notably, smaller-sized shrimp has seen increased demand.

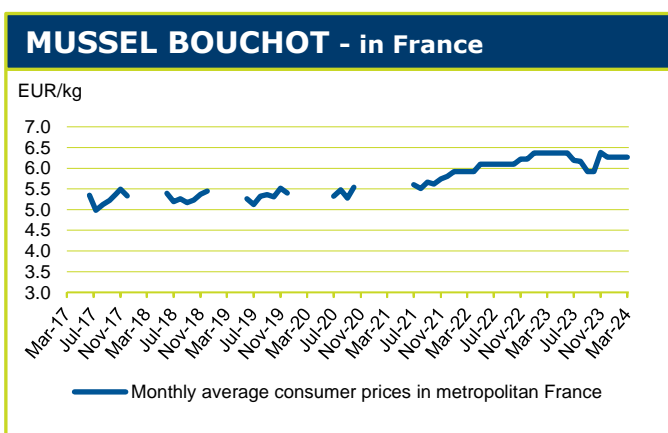
BIVALVES

In Italy, clam production fell drastically in 2023 as compared to the average levels of 30 000 tonnes annually in prior years, due to predation by invasive blue crab. Output will continue to be severe this year, with an anticipated 70 percent drop, putting 3 000 jobs at risk. The forecast is expected to remain gloomy for 2025 and 2026 considering the absence of seed, which is also predated upon by the blue crab. In terms of value, the Goro and Scardovari Consortia estimate losses of at least EUR 120 million in production alone, while the impact cost on the entire supply chain is estimated at EUR 400–500 million.

BIVALVES (cont.)

In the most-affected Scardovari area, the harvest of clams in December 2023 was 160 quintals, compared to the average, in the last ten years, of 12 000-15 000 quintals. Very recently, the Consortia officially announced that it had suspended fishing activities until a date to be determined. More than 3 200 fishers between Goro, Comacchio and Scardovari have been left without income, and the situation is no better among the companies that market the product, causing them to lay off their employees. Prices of clam (*Ruditapes philippinarum*) thus reached a record high of EUR 19.90 per kg.

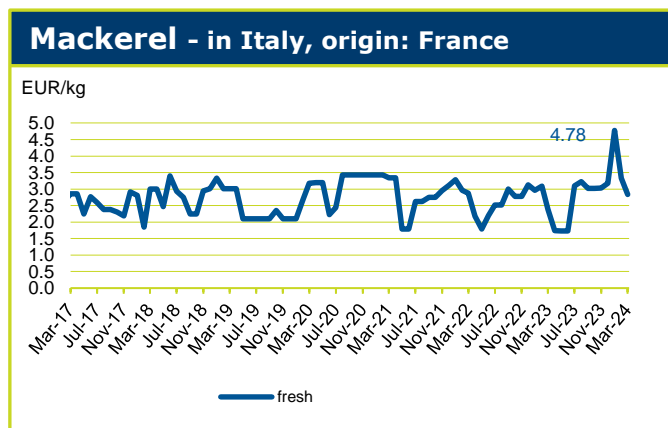
The voracity of the blue crab has resulted in clams being sown at a minimum level, and nurseries have been installed for defensive purposes. Reports published last year, which had presented the blue crab as a commercial opportunity, are no longer convincing; according to studies presented by the University of Palermo, only 20 percent of the blue crab consists of edible meat.



SMALL PELAGICS

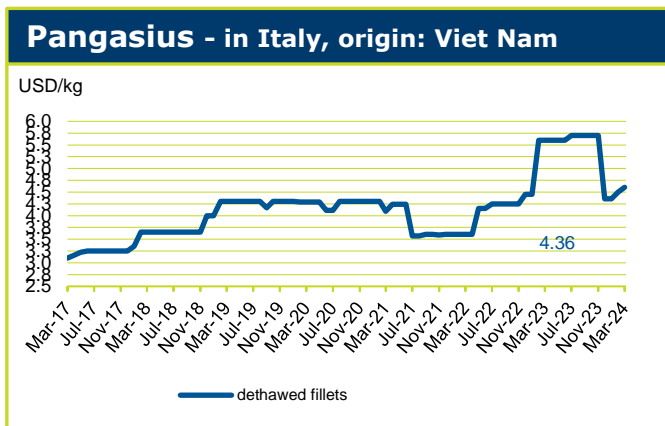
Prices of herring fillets from Norway have been volatile since the start of the year, dropping and re-bounding fast, and ending at a very high level in March 2024. The present price is USD 2.00 per kg, some six percent ahead of the February price level.

Landings of mackerel in Norway during the first three months of this year were lower by 20 percent when compared with the same period the previous year. This resulted in slow but steady increases in mackerel export prices.



FRESHWATER

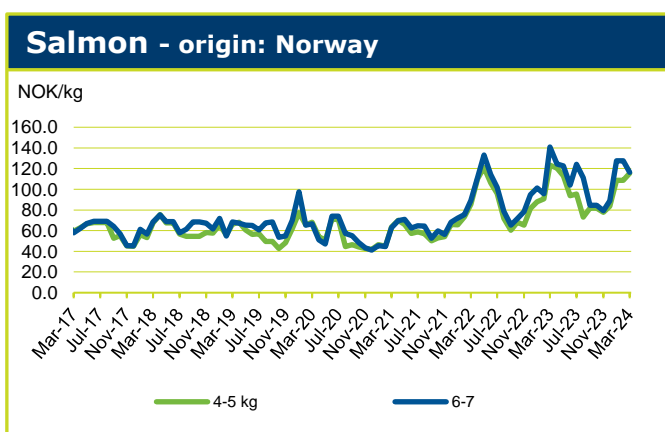
The United Kingdom of Great Britain and Northern Ireland has become a major importer of frozen pangasius fillets, mainly coming from Viet Nam. In 2023, some 15 000 tonnes of this product were imported, which is 1 000 tonnes more than in 2022 and 2 000 tonnes more than in 2021. The value of imports stayed stable at USD 48 million, showing that the unit price declined somewhat in 2023.



SALMON

The strong growth in the value of salmon was one of the drivers that contributed to the record-high Norwegian seafood export value in February 2024, according to the Norwegian Seafood Council (NSC). The institution explained that the value of Norwegian seafood exports has now increased every month for the past three years, a trend which has never happened before.

Norway exported 78 522 tonnes of salmon worth NOK 9.1 billion in February 2024, which represented a decline of three percent in terms of volume but an increase of five percent in value compared with the same month of last year. Poland, Denmark and France were the largest markets during this period. According to the NSC, there was great variation in the development of the different product categories for salmon last month, and the share of fillets has never been higher. In terms of value, fillets and other processed salmon products accounted for 30 percent of exports.



SALMON (cont.)

According to Seafood Source, based on the Nasdaq Salmon Index, the average per-kilogram price of Norwegian salmon (fresh, head-on gutted Atlantic salmon) in the eighth week of 2024, reached NOK 116.69 (EUR 10.17) compared to NOK 108.52 (EUR 9.46) in the previous week, which meant an increase of 7.53 percent. In addition, the Index reported that the average per-kilogram price had increased by NOK 11.27 (EUR 0.98) over the preceding four weeks.

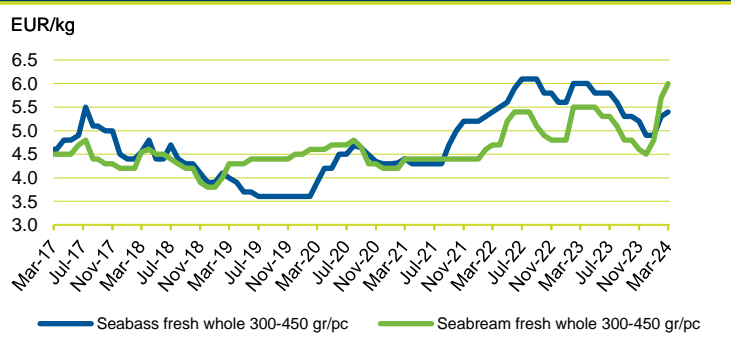
TROUT

Norway exported 4 767 tonnes of trout worth NOK 454 million in February 2024, representing an outstanding growth of 62 percent in terms of volume and 40 percent in value compared to the second month of last year. The three most important markets in February 2024 were Ukraine, the United States of America, and Thailand. Exports of fresh whole trout increased in volume by 118 percent to 3 457 tonnes, while fresh fillets decreased by 15 percent to 368 tonnes. In addition, frozen fillets registered a decline of 58 percent, to 67 tonnes.

SEABREAM/SEABASS

The market for seabass and seabream remains tight in the early months of 2024, largely in line with expectations as trade in both species normally slows during the winter off-season. The subdued demand in recent months has been complemented by low harvests of seabream, leading to a notable strengthening in prices by 14 percent between January–March (Spanish wholesale, all grades). Following the disappointingly low prices that were seen for seabream throughout much of 2023, farmers hope that they will see sustained price gains in the coming months as harvests start to pick up, typically from the end of March onwards. Seabass prices are stable, maintaining the high levels seen towards the end of 2023.

SEABASS/SEABREAM - in Italy origin: Greece





SEABREAM/SEABASS (cont.)

Croatia has, in recent years, emerged as an increasingly important player in European seabass and seabream production, consistently adding production capacity. Much of this growth is associated with one company, Cromaris, which harvests approximately 13 000 tonnes of fish per year and exports the majority of production to Italy for consumption. Croatian production reached an estimated 16 000 tonnes in 2023, with production equally split between seabass and seabream. This figure is expected to rise to 20 000 tonnes in 2024.



Fish Species Trade Name	Product Form	Grading	Price per kg		Reference & Area	Origin			
			EUR	USD					
GROUND FISH									
						March 2024			
Cod/Cabillaud, Morue/ Bacalao <i>Gadus morhua</i>	Fresh - Whole	1-2 kg/pc	8.22	8.93 +	Italy CPT	Denmark			
		2-4	9.31	10.12 +					
	Fresh, fillet	100-200 g/pc	7.68	8.35 -	wholesale	Norway			
		200-400	11.27	12.25 =					
		500-1000	10.85	11.79 =					
		Frozen, Fillet, 10 percent glazing	> 1000	8.46			9.20 -		
		20 percent glazing	1000-2000	7.80			8.48 +		
		Stockfish, soaked		7.25			7.88 -		
	Fresh, fillet	100-200 g/pc	15.00	16.30 -	DDP	Iceland			
		200-400	11.90	12.93 -					
	Stockfish, dry	700 g/pc	26.00	28.26 =	CIF	Russia			
		wet salted fillets	700-1000 g/pc	13.00			14.13 =		
	IQF, loin portion single frozen portion H&G	100-150 g/pc	13.00	14.13	United States of America CIF	Norway			
		0.5-1 kg/pc	10.19	11.00					
		1-2	3.80	4.13 -					
		2-3	4.30	4.67 +					
		2-3	4.50	4.89 =					
	Salted cod			16.50	17.93 =	Spain wholesale	Europe		
		Fresh		6.30	6.85 +				
		Frozen		17.20	18.70 =				
Fresh cultured			4.00	4.35 =					
Fresh fillets			9.50	10.33 =					
Fillet, skin-on, 20% glaze		200-300 g/pc	5.25	5.71	FOB			China	
Steaks, skin-off, 20% glaze	200-400	5.45	5.92						
Fresh, headed	2-3 kg/pc	9.80	10.65 =	France wholesale	Europe				
	3-4	10.30	11.20 =						
	4-5	10.50	11.41 =						
	Fillet	100-200 g/pc	13.20			14.35 +			
Fillet	200-300	14.20	15.43 +	United Kingdom retail	Iceland				
	1 kg/pc	GBP 18.95	22.03 23.99 =						
	Portion	GBP 36.50	42.44 46.20 +						
Gadus macrocephalus	salted and dried	1000	GBP 24.60	28.60 31.14	Italy CIF	Denmark			
		Fillet - wet salted - 1st quality produced from frozen raw material Defrosted, whole	400-700 g/pc	11.30			12.28 =		
Hake/Merlu/Merluza <i>Merluccius capensis</i>	Minced block		2.02	2.20 =	Namibia FOB for Spanish market	Namibia			
		Fillet	100-110 g/pc	4.95			5.38		
	Fillet, skin-on, interleaved	170-227 g/pc	4.85	5.27	United States of America CIF				
		227-283	6.17	6.71					
		283-340	6.17	6.71					
		> 340	6.17	6.71					
	Fillet, skin-less, interleaved	55-115 g/pc	6.15	6.83	Spain ex-vessel	South Africa			
		110-170	6.38	7.09					
		250-450	5.89	6.54					
	Merluccius merluccius	IQF portion, trapeze	90-110 g/pc	9.60	10.43	Italy CIF	Mediterranean		
			Fresh - whole	100-200 g/pc	3.72			4.04 +	
	Merluccius merluccius	Fillet	200-300	4.14	4.50 +	CPT			
			300-400	6.00	6.52 +				
			500-1000	7.08	7.70 +				
			1000-2000	6.38	6.93 -				
			2000-4000	6.86	7.46 -				
			Fresh - whole	200-400	7.54			8.20 -	
			400-600	7.00	7.61 +				
			6.00	6.52 -	wholesale				
			Fresh - whole	1000-2000 g/pc					6.00
Fillet			2000-3000	7.00	7.61 -			France wholesale	France
	3000-4000	8.50	9.24 -						
	4000-5000	8.40	9.13 -						
		11.20	12.17 =						
Merluccius merluccius	Fillet	3-4 pc/kg	6.00	6.52 =	Spain wholesale	Spain			
		Fresh, from trawling	> 1000 g/pc	5.50			5.98 +		
		Fresh, from longlining	> 1000	4.20			4.57 -		
		> 1000	5.00	5.43 -					
		9.50	10.33 =	FOB			Europe		
		IQF, H&G	0.7-1 kg/pc					2.45	2.66
		H&G, interleaved	1-2	2.95			3.21	FOB	Spain
			1.5-2.5	2.99			3.25		
			60-120 g/pc	1.87			2.03		
			100-200	1.98			2.15		



Fish Species Trade Name	Product Form	Grading	Price per kg		Reference & Area	Origin	
			EUR	USD			
GROUND FISH (cont.)							
March 2024							
<i>Merluccius hubbsi</i>	H&G, interleaved	80-200 g/pc	2.20	2.39	Spain FOB	Argentina	
		200-350	2.43	2.64			
		350-500	2.55	2.77			
		500-800	2.86	3.11			
<i>Merluccius gayi</i>	Blockfrozen	80-200 g/pc	1.65	1.79	Uruguay/Argentina FOB	Uruguay	
		200-300	1.65	1.79			
		300-500	1.65	1.79			
<i>Merluccius polli</i>	H&G	80-200 g/pc	1.55	1.68	Ecuador FOB	Chile	
		200-300	1.90	2.07			
<i>Merluccius productus</i>	Block frozen	50-200 g/pc	3.38	3.65	United States of America CIF	USA	
		Portions	9.74	10.52			
		1000-1500	3.15	3.42			
<i>Haddock/Eglefin/Eglofino</i> <i>Melanogrammus</i> <i>aeglefinus</i>	H&G	< 0.8 kg/pc	NOK 18.75	1.61 1.74	Sweden FCA	Norway	
		Fillet	6.00	6.52			
		> 0.8 kg/pc	2.28	2.48			
		Fillet, skin on	1 kg/pc	GBP 16.75 19.48			21.20 =
<i>Ling/Lingue franche/ Maruca</i> <i>Molva molva</i>	Fillet - wet salted Produced from fresh raw material 1st quality	1-1.5 kg/pc	6.00	6.52 =	United Kingdom retail	Iceland	
		IQF, fillets, skin-on	0.5-1.2 kg/pc	3.45			3.75
		300-500 g/pc	2.70	2.93 =			
		500-700	3.20	3.48 =			
<i>Monkfish/Baudroie/ Rape</i> <i>Lophius spp.</i>	Fresh, tail	< 300 g/pc	7.95	8.64 -	Spain CIF	Netherlands	
		200-500	10.17	11.05 -			
		500-1000	11.31	12.29 -			
		1000-2000	11.93	12.97 -			
		> 2000	12.73	13.84 -			
	Fresh, whole	100-300 g/pc	3.37	3.66 -	Italy DDP	Spain	
		300-600	5.47	5.95 -			
		600-1000	9.67	10.51 -			
		500-1000	5.28	5.74 -			
		1000-2000	6.33	6.88 -			
	Whole	250-500 g/pc	9.25	10.05	Italy CPT	UK	
		500-1000	9.45	10.27			
		300-600	4.78	5.20			
	Whole, gutted	250-400 g/pc	4.45	4.84	Spain FOB	Spain	
300-600		4.78	5.20				
Whole, skinless	1-1.5 kg/pc	12.75	13.86	Spain FOB	Namibia		
	1-2	12.85	13.97				
	2-3	13.25	14.40				
Tails, skin-on, 20% glazing 10% glazing	300-500 g/pc	7.20	7.83	CIF	Faroe Islands		
	1000-2000	13.35	14.51				
Fresh, whole		14.00	15.22 =	wholesale	Spain		
		13.00	14.13 +				
		4.80	5.22 -				
<i>John Dory/ Saint Pierre/ Pez de San Pedro</i> <i>Zeus faber</i>	Fresh - whole	1-2 kg/pc	14.50	15.76 =	France wholesale	France	
		2-3	15.50	16.85 =			
		500-1000 g/pc	9.39	10.21 -			
	Fresh - gutted	1000-2000	20.70	22.50 -	Italy CPT	Italy	
		2000-3000	22.28	24.22 -			
		600-800	10.55	11.47 -			
		800-1000	10.67	11.60 +			
		1000-2000	11.48	12.48 +			
	Fresh - fillets	> 2000	17.68	19.22 -			
			10.36	11.26 -			
		H&G	< 200 g/pc	1.35	1.47	Spain FOB	Mauritania/ Guinea/Senegal
80-250	1.90	2.07					
100-300	1.85	2.01					
Fillets	300-500	1.95	2.12	CIF	Morocco		
	> 500	6.35	6.90				
	80-120 g/pc	4.45	4.84				
Fillets, skin-on	100-150 g/pc	4.65	5.05	CIF	China		
	150-200	5.05	5.49				
	> 200	5.35	5.82				



Fish Species Trade Name	Product Form	Grading	Price per kg		Reference & Area	Origin	
			EUR	USD			
GROUND FISH (cont.)						March 2024	
Golden redfish Sébastes doré Gallineta dorada <i>Sebastes mentella</i> <i>Sebastes marinus</i> <i>Sebastes norvegicus</i>	Block, H&G, Japanese cut	50-100 g/pc	2.05	2.23	Spain FOB	Russian Federation	
		100-150	2.29	2.49			
		150-200	2.95	3.21			
		200-300	3.28	3.57			
		300-500	3.55	3.86			
	Block, whole	150-180 g/pc	1.25	1.36 +	Spain		
		100-200	1.25	1.36 ^			
		200-300	1.50	1.63 ^			
	H&G	80-100 g/pc	2.05	2.23	Spain		
		150-200	2.25	2.45			
200-300		3.55	3.86				
300-500		3.65	3.97				
Fillets, skin-on, 25% glazing	120-160 g/pc	6.00	6.52	CIF	Iceland		
	160-200	6.10	6.63				
Fresh, whole			3.35	3.64 +	Italy CPT	Norway	
	Fresh, fillet		9.21	10.01 -			
Alaska pollack/Lieu de l'Alaska/Colin de Alaska <i>Theragra chalcogramma</i>	Fillets, skinless 25 percent glaze 20 percent glaze, MSC	200-400 g/pc	3.65	3.97 +	Spain CIF	China	
		400-600	3.65	3.97 +			
		120-170 g/pc	2.60	2.83 =			
		170-230	2.70	2.93 =			
		230-300	2.60	2.83 -			
Common dentex/ Dentex commun Dentón <i>Dentex dentex</i>	Fresh	0.5-1 kg/pc	22.00	23.91	Italy CPT	Mauritania	
		1-2	20.71	22.52 -			
		2-3	25.16	27.35 -			
		3-5	26.50	28.81 +			
		5-7	24.21	26.32 +			
	225-300 g/pc	275-350	2.08	2.26	Spain FOB	Guinea/Mauritania	
		300-425	2.40	2.61			
		300-425	2.67	2.90			
		500-800	2.89	3.14			
		500-800	2.89	3.14			
Flathead grey mullet/ Mulet à grosse tête/ Pardete <i>Mugil cephalus</i>		450-1000 g/pc	1.09	1.18	Spain	Morocco	
Bogue/Boga <i>Boops boops</i>	IQF, whole	6-8 pc/kg	0.98	1.07	ex-vessel	Spain	
		3-6	1.09	1.18			
	Fresh		1.10	1.20	wholesale		
			1.48	1.61 -	Italy CPT		
FLAT FISH						March 2024	
Turbot/Rodaballo <i>Psetta maxima</i>	whole, farmed	0.4-0.6 kg/pc	9.85	10.71	Spain CIF	Spain	
		0.6-0.8	9.85	10.71			
		0.8-1	9.85	10.71			
		1-1.5	9.85	10.71			
	Fresh - whole wild	0.3-0.5 kg/pc	12.25	13.32	Spain	Netherlands (Kingdom of)	
		0.5-1	13.35	14.51			
	Frozen, gutted, 20% glazing	300-500 g/pc	8.00	8.70 +	Spain	Netherlands (Kingdom of)	
		400-600	7.25	7.88 -			
		600-800	10.80	11.74 +			
		800-1000	10.90	11.85 +			
		1000-2000	13.35	14.51 +			
	Fillets, skin-on, 20% glazing	70-120 g/pc	24.95	27.12	wholesale	Spain	
		100-200	26.45	28.75			
	Fresh - whole, wild		25.00	27.17 +	Spain	Spain	
		Fresh - whole, farmed	15.00	16.30 +			
	Frozen Culture	400-600 g/pc	600-800	11.25	12.23 ^	Italy CPT	Spain/Portugal
			800-1000	11.65	12.66 -		
			800-1000	12.54	13.63 -		
			1000-1500	11.47	12.47 -		
			1500-2000	12.82	13.93 +		
			2000-2500	11.15	12.12 -		
			2500-3000	13.40	14.56 -		
3000-4000			13.75	14.95 -			
4000-5000			16.76	18.21 -			
4000-5000			16.76	18.21 -			
Fresh - gutted, wild	0.5-1 kg/pc	19.15	20.82	France wholesale	France		
	1-2	31.50	34.24				
Fresh - fillets	0.5-1	20.78	22.59 -	France wholesale	France		
	1-2	10.80	11.74 -				
Fresh - whole	1-2	20.46	22.24 ^	France wholesale	France		
	2-3	23.06	25.07 ^				
	3-4	23.13	25.14 ^				
	4-5	21.61	23.48 ^				
	4-5	21.61	23.48 ^				
Fresh - whole, wild	1000-2000 g/pc	24.00	26.09 -	France wholesale	France		
	2000-3000	22.50	24.46 -				
	3000-4000	26.50	28.80 -				



Fish Species Trade Name	Product Form	Grading	Price per kg		Reference & Area	Origin	
			EUR	USD			
FLATFISH (cont.)						March 2024	
Sole/Sole/ Lenguado <i>Solea vulgaris</i>	Fresh - whole wild Gutted, 20 percent glaze	120-175 g/pc	13.45	14.62	Spain CIF	Netherlands (Kingdom of)	
		175-200	15.10	16.41			
		160-360	10.50	11.41			
		110-160 g/pc	9.40	10.22 -			
		160-200	12.05	13.10 +			
		200-250	12.40	13.48 +			
		250-300	12.90	14.02 +			
		300-350	14.50	15.76 +			
		400-500	19.95	21.68 +			
	Fresh		16.50	17.93	wholesale	Spain	
	Frozen		13.20	14.35 -			
	Filletts		25.00	27.17 =			
	Fresh - gutted Fresh - whole	5 4 3 2 1		13.11	14.25	Italy CPT	Netherlands (Kingdom of)
			14.46	15.72 -			
			17.75	19.29 -			
			17.75	19.29 -			
			21.78	23.68 +			
200-300 g/pc 300-400 400-600 600-800 800-1000 1-2			14.54	15.80 -	Italy		
			14.54	15.81 -			
			16.85	18.31 -			
			17.04	18.52 -			
			17.67	19.20 ^			
	18.66	20.28 ^					
	15.03	16.34					
Fresh - whole, wild	1		24.00	26.09 -		France wholesale	France
	2		25.50	27.72 +			
	3		23.50	25.54 +			
	4		17.00	18.48 +			
Sand sole/sole-pole Lenguado de arena <i>Solea lascaris</i>	Fresh - whole	150-300 g/pc	11.91	12.95 -	Italy CPT	West Africa	
		300-600	14.40	15.65 +			
Senegalese sole/sole du Sénégal Lenguado senegalés <i>Solea senegalensis</i>	Fresh - whole, farmed	300-400 g/pc	20.40	22.17 +	Spain CIF	Spain	
		400-500	18.52	20.13 -			
		500-600	18.28	19.87 -			
		600-700	17.60	19.13 -			
	800-1000	16.30	17.71 -				
	Frozen on board, IWP whole, frozen on land	400-500 g/pc	8.25	8.97		FOB	Guinea
	15.19	1.45	1.58				
			1.39	1.51			
Brill/Barbue/ Remol <i>Scophthalmus rhombus</i>	whole, 30% glazing	0.2-0.3 kg/pc	5.70	6.20 +	CIF	Netherlands (Kingdom of)	
		0.3-0.5	7.25	7.88 -			
		0.5-0.8	7.95	8.64 +			
		1-2	9.75	10.60 +			
European plaice/ Plie d'Europe/ Solla europea <i>Pleuronectes platessa</i>	Fresh - whole	300-400 g/pc	5.00	5.43	Italy CPT		
		400-600	5.20	5.65			
		> 600	5.35	5.82			
	Fillet, white skin on, 30% glazing Fresh - fillet	60-120	5.70	6.20			
		60-80 g/pc	8.26	8.98 -			
	IQF, whiteskin, 25 percent glazing IQF, skinless, 25 percent glazing	N. 2	9.80	10.65			Netherlands FOB (for Italian market)
		N. 2	10.45	11.36			
European Flounder/ Flet d'Europe/ Platija europea <i>Platichthys flesus</i> <i>Scophthalmus rhombus</i>	Fresh - whole Fresh - gutted	500-1000 g/pc	17.00	18.48	Italy CPT		
		600-1000 g/pc	14.77	16.05 +			
		1000-2000	17.48	19.00 -			
		2000-3000	18.60	20.22			



Fish Species Trade Name	Product Form	Grading	Price per kg		Reference & Area	Origin		
			EUR	USD				
TUNA/BILLFISHES								
						March 2024		
Tuna/Thon/Atún for canning	Skipjack - whole		1.20 1.25	1.30 1.35	- -	Bangkok CFR FOB	Western/Central Pacific Ocean	
	Skipjack - whole		1.37	1.48	=	Ecuador	Eastern Tropical Pacific Ocean	
	Yellowfin - whole		1.94	2.10	=	ex-vessel		
	Skipjack - whole		1.35	1.47	-	Seychelles	Indian Ocean	
	Yellowfin - whole		2.10	2.28	=	FOB		
	Skipjack - whole		1.40	1.52	-	Abidjan	Atlantic Ocean	
	Yellowfin - whole	> 10 kg		2.25	2.45	=	ex-vessel	
	Skipjack - whole	1.8-3.4 kg/pc		1.65	1.79	-	Spain CFR	Various origins
	Yellowfin - whole	> 10 kg		2.35	2.55	-		
	Skipjack	> 1.8 kg/pc		1.39	1.50	-	Tunisia CFR	Seychelles (Korean vessel)
	Yellowfin - pre-cooked loins	double cleaned		8.15	8.80		Europe CFR	India
		single cleaned		8.15	8.80			
	Skipjack - pre-cooked loins			6.02	6.50			
	Skipjack - cooked & cleaned loins - vacuum packed	double cleaned		5.37	5.80	=		various origins
	for direct consumption	Albacore - whole, gutted	< 15 kg/pc	6.00	6.52	-	Spain wholesale FOB	Atlantic
H&G		< 15	4.65	5.05	+			
Yellowfin or Bigeye- H&G		< 25 kg/pc	4.65	5.05	+			
		> 20	5.15	5.60	+			
		25-50	5.35	5.82	+			
		50-100	5.35	5.82	+			
		> 100	5.15	5.60	+			
Skipjack - cooked loins		single cleaned	4.26	4.60				
Bigeye - frozen loins			6.57	7.10				
Bluefin - H&G, skin-on		50-100	5.55	6.03	+			
		> 100	5.35	5.82	+			
Albacore, fresh		4-7 kg/pc	4.76	5.17		Italy CPT	Spain	
		7-10	4.43	4.82				
		9-12	4.89	5.32				
			5.20	5.65				
Bluefin, fresh	20-30 kg/pc	13.91	15.12	^		Italy		
	30-50	13.80	15.00	+				
	> 50	12.79	13.90	+				
guttled	20-30 kg/pc	10.14	11.02	-				
	30-50	11.69	12.71	+				
	> 50 kg/pc	12.37	13.45					
		11.07	12.03					
Bigeye, fresh	10-20	3.75	4.08					
	20.50	4.00	4.35					
Atlantic bonito/Bonite à dos rayé/ Bonito del Atlántico <i>Sarda sarda</i>	IQF, frozen at land, whole	2-2.5 kg/pc	2.68	2.91		Spain FOB	Morocco	
		2.5-3	2.79	3.03				
		> 3	2.90	3.15				



Fish Species Trade Name	Product Form	Grading	Price per kg		Reference & Area	Origin	
			EUR	USD			
SWORDFISH							
						March 2024	
Swordfish/Espadon/ Pez espada <i>Xiphias gladius</i>	Fresh - whole	< 12 kg/pc	3.00	3.26	Spain wholesale	Atlantic Ocean	
		> 25	24.00	26.09			
		average	16.00	17.39			
	whole	< 12 kg/pc	3.50	3.80 =	FOB		
		> 25	22.00	23.91 =			
		average	7.50	8.15 =			
	H&G, skin-on	< 10 kg/pc	4.90	5.33 +	FOB		
		10-30	5.85	6.36 +			
		30-50	6.95	7.55 +			
		50-70	6.60	7.17 +			
70-100		6.35	6.90 +				
100-175		5.65	6.14 +				
> 175	5.55	6.03 +					
Fresh - whole		12.09	13.14 -	Italy CPT			
Fresh - slice		11.15	12.12 +				
Fresh - slice, with bone, yellow		9.96	10.83 -				
Fresh - whole		12.00	13.04 =	France wholesale			
Frozen - fillet, vacuum		9.00	9.78 =		Spain		
SMALL PELAGICS							
						March 2024	
Mackerel/Maquereau/ Caballa <i>Scomber scombrus</i>	Fresh - whole		2.84	3.09 -	Italy CPT	France	
	Fresh - whole	4-6 pc/kg	2.41	2.62 +			
	Fresh - fillet, butterfly cut		5.31	5.77 -			
	Fresh	Small		1.00	1.09 =	Spain wholesale	Spain
		Large		7.50	8.15 +		
		Average		1.40	1.52 -		
	IQF Whole	2-3 pc/kg		1.60	1.74 ^	FOB	
		4-6		1.10	1.20 ^		
		8-12		1.09	1.18 ^		
	Blockfrozen	300-500 g/pc		1.69	1.84		
150-250			3.50	3.80			
IQF, H&G, 8-10% glaze	250-350 g/pc		1.75	1.90			
Scomber colias	fillets whole	200 g/pc	GBP 17.50	20.35 22.15 ^	United Kingdom retail	UK	
		1 kg/pc	GBP 7.50	8.72 9.49 +			
	IQF, whole	4-6 pc/kg		1.16	1.26	Spain FOB	Morocco
		8-10		1.15	1.25		
		16-20		0.85	0.92		
		3-6		1.28	1.39		
	Fillets	100-200 g/pc		3.65	3.97		
		80-120 g/pc		3.15	3.42		
	IQF, wrapped	> 1 kg		1.65	1.79		Namibia
	Horse Mackerel/ Chincard/ Jurel <i>Trachurus spp</i>	Whole	> 24 cm/pc	1.23	1.34	Morocco FOB for European market	Morocco
Fresh		Small		0.60	0.65 +	Spain wholesale	Spain
		Large		5.00	5.43 -		
		Average		2.80	3.04 +		
IQF		100-300 g/pc		0.95	1.03	FOB	Morocco
		200-300		1.85	2.01		
		300-600		1.96	2.13		
		500-800		2.15	2.34		
		700-1200		1.55	1.68		
Blockfrozen		300-450		1.58	1.72		Senegal
	2-3 pc/kg		1.85	2.01		Spain	
IQF	1-3		1.88	2.04			
	2-4		1.55	1.68			
	3-5		1.58	1.72			
	4-6		1.28	1.39 +			
	5-9		1.15	1.25 -			
	10-16		1.08	1.17 ^			
	16-20		0.98	1.07 ^			
28-35		1.15	1.25				
Whole	2-4 pc/kg		0.91	1.10	Egypt CIF	Yemen	
	4-6		0.91	1.10			
	6-8		0.91	1.10			
Chub mackerel/Maquereau espagnol/ Estornino <i>Scomber japonicus</i>	Block frozen	8-14 pc/kg	0.82	0.89	Spain FOB	Morocco	
		> 500 g/pc	1.18	1.43		Peru	
	Fillets, skin-on	50-150 g/pc	2.27	2.75	Netherlands CIF	Ecuador	
	Whole	2-4 pc/kg		0.79	0.95	Egypt CIF	Yemen
4-6			0.79	0.95			
6-8			0.83	1.00			
Herring/Hareng/Arenque <i>Clupeidae</i>	Fresh - fillets		3.63	3.95 -	Italy CPT	Denmark	
			3.20	3.48 =		France wholesale	Europe
	Salted - fillets		6.30	6.85 =		France	
			11.00	11.96 =			
	Smoked - fillets, vacuum packed		10.00	10.87 =			
	70-100 g/pc	PLN 1.69	0.39 0.42	Poland FOB	Baltic		



Fish Species Trade Name	Product Form	Grading	Price per kg		Reference & Area	Origin		
			EUR	USD				
SMALL PELAGICS (cont.)						March 2024		
Sardine/Sardine/Sardina <i>Sardina pilchardus</i>	Fresh - whole		2.02	2.20 -	Italy CPT	Morocco		
	Frozen - whole		1.45	1.58 -				
	Fresh - fillet		5.09	5.53 -				
	IQF	Block, whole	12-16 cm/pc	1.23	1.34	Spain FOB		
			13-18	1.20	1.30			
			9-15 pc/kg	1.18	1.28			
			8-14	1.15	1.25			
			20-30	0.99	1.08			
			30-35	0.99	1.08			
			30-50 g/pc	2.75	2.99 +			
Fillets, butterfly cut								
Fresh			2.80	3.04 -	wholesale			
whole			GBP 5.00	5.81 6.33 -	United Kingdom	Portugal		
Fillets			GBP 7.95	9.24 10.06 =				
Fresh- whole			2.90	3.15 =	France - wholesale	France		
Fresh - butterfly cut			8.50	9.24 =				
Anchovy/Anchois/ Boquerón <i>Engraulis encrasicolus</i>	Fresh		3.30	3.59	Italy CPT	Italy		
	Fresh		3.60	3.91				
			71-100 pc/kg	5.45	5.92	wholesale		
			> 100	4.30	4.67			
	Fresh			3.50	3.80 +	Spain - wholesale	France	
				2.00	2.17 -			
				4.80	5.22 +			
	Fresh			1.95	2.12	FOB	Spain	
	Blockfrozen		30-32 pc/kg	2.15	2.34			
			41-45	2.15	2.34			
		46-50	1.65	1.79				
		55-60	1.55	1.68				
IQF, fillets		40-70 g/pc	4.35	4.73		Morocco		
CEPHALOPODS						March 2024		
Squid/Encornet/Calamar <i>Loligo spp.</i>	Whole	S (< 18 cm)	9.35	10.16 +	Italy CIF	South Africa		
		M (18-25)	10.95	11.90 +				
		L (25-30)	11.95	12.99 +				
		XL (>30)	11.95	12.99 +				
	<i>Loligo vulgaris</i>	Whole	S (< 18 cm)	12.45	13.53	Spain FOB		
			M (18-25)	12.99	14.12			
			XL (>30)	13.45	14.62			
		Fresh - whole		100-300 g/pc	11.24	12.22 +	Italy CPT	Croatia
				300-500	11.41	12.40 +		
			400-600	15.23	16.55 +			
			500-1000	11.07	12.03 +			
Grade A		< 3 pc/kg		7.50	8.10 +	Portugal/Italy CIF	Yemen	
				3-6	7.04			7.60 +
			6-10	6.20	6.70 +			
			10-20	5.00	5.40 -			
Fresh - whole		Small	17.50	19.02 +	France - wholesale	France		
		Medium	17.50	19.02 +				
Frozen		200-300 g/pc	10.90	11.85	Spain wholesale	Spain		
<i>Loligo gahi</i>		small	6.70	7.28	Mauritania FOB	Mauritania		
		medium	8.50	9.24				
		big	8.70	9.46				
		very big	8.70	9.46				
	Whole	11-16 cm/pc	16-21	10.79	11.73	Spain FOB	Morocco	
			21-26	10.79	11.73			
			25-30	11.85	12.88			
			31-35	11.85	12.88			
			> 36 cm	11.85	12.88			
<i>Illex argentinus</i>	Whole	< 10 cm/pc	2.88	3.13 ^		Argentina		
		9-12	4.39	4.77				
Whole	15-18 cm/pc	18-22	3.88	4.22 +		Spain		
		20-24	3.98	4.33 +				
		22-26	3.98	4.33 ^				
		S	3.27	3.55 -				
		100-200 g/pc	3.98	4.33				
Whole	1		6.10	6.63 =	Spain wholesale	Falkland/Malvinas Islands		
		2	6.10	6.63 =				
		3	6.10	6.63 =				
		4	6.10	6.63 =				
Whole	100-200 g/pc		2.69	2.90	Argentina FOB	Argentina		
		400-500	3.89	4.20				
Whole, round	200-300 g/pc		2.92	3.15	Uruguay FOB	Uruguay		
		300-500	2.92	3.15				
		> 500	2.92	3.15				



Fish Species Trade Name	Product Form	Grading	Price per kg		Reference & Area	Origin	
			EUR	USD			
CEPHALOPODS (cont.)							
						March 2024	
Squid/Encornet/Calamar <i>Illex illecebrosus</i>	Blockfrozen	9-16 cm/pc	2.38	2.59	Spain FOB	Spain	
		11-14	2.85	3.10			
		165-335 g/pc	2.57	2.79			
		200-350	1.65	1.79			
	<i>Loligo duvauceli</i>	Blockfrozen	3-6 pc/kg	8.15		8.86	Yemen
			6-10	6.98		7.59	
			10-20	5.45		5.92	
	<i>Todarodes sagittatus</i>	Block, frozen on board	> 20 cm/pc	2.15		2.34	Mauritania
			9-14 cm/pc	2.10		2.28	
			12-18	1.95		2.12	
<i>Uroteuthis duvauceli</i> <i>Doryteuthis pealeii</i> <i>Doryteuthis opalescens</i>	Whole	25-30	2.25	2.45	wholesale	Guinea	
			7.80	8.48 =			
			8.20	8.91 +			
<i>Dosidicus gigas</i>	Whole	1-2 kg	2.31	2.50	United States of America CIF	Panama	
Octopus/Poulpe/Pulpo <i>Octopus vulgaris</i>	Sushi slice 100% net weight	7 g/pc	15.28	16.50 =	Europe CFR	Indonesia	
		9	15.74	17.00 =			
		boiled cut	8.61	9.30 =			
		Flower type	5.56	6.00 =			
	90% net weight	1-2 kg/pc	6.94	7.50 =	Italy CPT	Italy	
		>2	6.94	7.50 =			
	Fresh	1-2	1-2	11.50	12.50	United States of America CIF	Spain
			1-2	9.93	10.79		
		Frozen	T3	13.20	14.35 +		Morocco
			T4	12.67	13.77 +		
			T5	11.82	12.84 +		
			T6	9.40	10.22 -		
			T7	10.63	11.56 +		
			T3	12.80	13.91		
	Uncleaned	T1	T1	16.65	18.10	Spain FOB	Mauritania/Senegal Guinea
			T2	11.75	12.77 -		
		T3	9.55	10.38 -			
		T5	8.25	8.97 -			
		T6	7.95	8.64 -			
		T7	7.50	8.15			
		T8	7.20	7.83			
		T8	7.75	8.42			
	Frozen on board	CIF	T1	12.90	14.02	wholesale	Thailand
			T2	12.90	14.02		
			T3	12.40	13.48		
			T4	10.90	11.85		
			T5	9.60	10.43		
			T6	8.30	9.02		
T7			7.80	8.48			
T8			7.30	7.93			
T9			6.97	7.58			
T10			6.97	7.58			
Frozen, Galizian style	wholesale	Fresh	1.60	1.74 -	Italy/Portugal Spain CIF	Yemen	
		Fresh	5.00	5.43 -			
		Frozen	6.35	6.90 +			
Gutted block	Italy/Portugal Spain CIF	300-500 g/pc	4.63	5.00	France wholesale	Europe	
		500-1000	4.63	5.00			
		1000-2000	7.41	8.00			
		Flower	7.41	8.00			
300-500 g/pc	France wholesale	500-1000	7.41	8.00	Italy CPT	Croatia	
		1000-2000	7.41	8.00			
		1000-2000	7.41	8.00			
Fresh	France wholesale	Fresh	10.50	11.41 =	Spain FOB	Spain	
		Frozen	13.50	14.67 =			
<i>Eledone moschata</i>	Cleaned, block	Mixed	3.98	4.33 -	Spain FOB	Spain	
<i>Eledone cirrhosa</i>		100-150 g/pc	3.38	3.67			
		200-400	4.55	4.95			



Fish Species Trade Name	Product Form	Grading	Price per kg		Reference & Area	Origin	
			EUR	USD			
CEPHALOPODS (cont.)						March 2024	
Cuttlefish/Seiche/ Sepia Sepia spp.	Frozen at land- whole block Grade A	100-200 g/pc	3.10	3.35	Egypt/Thailand CIF Malaysia	Yemen	
		200-300	3.10	3.35			
		300-500	3.10	3.35			
		500-1000	4.44	4.80			
		> 1000	4.44	4.80			
	FAS - whole block	100-200 g/pc	4.12	4.45	Portugal/Greece Spain CIF		
		200-300 g/pc	4.78	5.16			
		300-500	4.96	5.36			
		> 500	5.15	5.56			
	not cleaned	0.3-0.6 kg/pc	0.6-0.9	5.15	5.60	Spain FOB	Morocco
			0.9-1.2	4.85	5.27		
			small	3.60	3.91		
			medium	3.80	4.13	Mauritania FOB	Mauritania
			big	4.10	4.46		
Block frozen, cleaned 10 percent glaze	100-200 g/pc	200-400	5.55	6.03	Spain FOB	Senegal	
		400-600	7.25	7.88			
		600-900	5.55	6.03			
			5.60	6.09			
Frozen		6.50	7.07 =	wholesale	Morocco		
Fresh		8.50	9.24 =				
Fresh		18.50	20.11 =	France - wholesale	France		
Frozen		10.00	10.87 =				
Fresh	100-200 g/pc	< 100	8.59	9.34	Italy CPT	Spain Morocco	
		100-300	2.90	3.15			
		300-500	3.45	3.75 +			
		500-1000	6.34	6.89 +			
			5.22	5.67 +			
			8.86	9.63 -			
CRUSTACEANS						March 2024	
Whiteleg shrimp/ Crevette pattes blanches/Camarón patiblanco Panaeus vannamei	PD, chemical treatment 100% net weight treated with non-phosphate	31-40 pc/lb	8.01	8.65 =	Europe CFR	Indonesia	
		41-50	7.08	7.65 =			
		51-60	6.81	7.35 =			
		61-70	6.71	7.25 =			
		71-90	6.62	7.15 =			
		91-120	6.48	7.00 =			
	tails	21-25 pc/kg	26-30	7.24	7.87	Italy CPT	Ecuador
			31-40	7.65	8.32 +		
			41-50	7.30	7.93 +		
			51-60	6.99	7.60 +		
			61-70	6.61	7.19 +		
				6.21	6.75 +		
	peeled and deveined, 20% glazing	21-25 pc/kg	26-30	9.00	9.78 -		
			31-35	10.03	10.90 +		
			36-40	9.34	10.15 +		
			41-50	8.66	9.41 =		
			51-60	8.92	9.70 +		
				8.69	9.45 +		
	Head-on	26-30 pc/kg	GBP 22.95	26.69	29.05 +	United Kingdom retail	Viet Nam Ecuador
		20-30 pc/kg	GBP 15.00	17.44	18.99 +		
Frozen headon, shellon, 25% glaze	16-20 pc/kg	20-30	6.50	7.07 -	Spain wholesale FOB		
		30-40	6.90	7.50 -			
		40-50	6.10	6.63 -			
		50-60	5.75	6.25 -			
			5.30	5.76 =			
frozen, headless	30-40 pc/kg	40-50	5.25	5.71	United States of America CIF	Peru Ecuador	
		50-60	11.74	12.68			
			4.54	4.90			
whole	16-20 pc/lb	20-23	3.89	4.20		Viet Nam	
			10.24	11.06			
			10.93	11.80			



Fish Species Trade Name	Product Form	Grading	Price per kg		Reference & Area	Origin		
			EUR	USD				
CRUSTACEANS (cont.)								
March 2024								
Argentine red shrimp/ Salicoque rouge d'Argentine/ Camarón langostin argentino <i>Pleoticus muelleri</i>	Head-on, shell-on	10-20 pc/kg	8.60	9.35 +	Spain EXW	Argentina		
		20-30	6.80	7.39 +				
		30-40	6.50	7.07 =				
		40-60	6.00	6.52 =				
	frozen on board	10-20 pc/kg	7.50	8.15	FOB			
		20-30	6.50	7.07				
		31-50	9.45	10.27				
							CFR	
	Peeled, undeveined	30-55	7.87	8.50	Argentina FOB			
		56-100	7.39	7.98				
		L1	8.75	9.51				
		40-70	10.93	11.80				
Headless, shell-on	16-20 pc/lb	8.58	9.27	United States of America CIF				
	20-30	12.04	13.00					
	26-30	8.80	9.50					
	40-70	14.34	15.59					
Head-on, shell-on	L1	5.56	6.00					
	L3	5.00	5.40					
Peeled	C1	11.11	12.00					
Headless, shell-on	C1	8.80	9.50					
Giant tiger prawn/ Crevette géante tigrée/ Langostino tigre <i>Penaeus monodon</i>	Farmed, organic, cooked	20-30 pc/kg	31.00	33.70 =	France wholesale	Madagascar		
		30-40	28.00	30.43 =				
		40-50	25.00	27.17 =				
	Raw peeled and deveined, 20 percent glazing	6-8 pc/lb	16.25	17.66 +	Spain FOB	Bangladesh/ Viet Nam/ India		
		8-12	9.45	10.27 +				
		13-15	8.15	8.86 +				
Head-on	8-12 pc/lb	18.00	20.93	United Kingdom retail	Bangladesh			
		22.78	-					
Norway lobster/ Langoustine/Cigala <i>Nephrops norvegicus</i>	IQF whole	0-5 pc/kg	31.00	33.70	Spain FOB	Spain		
		5-10	27.50	29.89				
		10-15	22.95	24.95				
		15-20	17.85	19.40				
		20-30	12.75	13.86				
		30-40	7.65	8.32				
		40-50	5.25	5.71				
		10-15	21.80	23.70				
		15-20	17.85	19.40				
		20-30	13.75	14.95				
	female	30-40	6.85	7.45				
		40-50	6.75	7.34				
	IQF whole	2-4 pc/kg	41.00	44.57	CIF	Denmark		
		4-7	31.65	34.40				
		7-9	31.45	34.18				
	Fresh		27.00	29.35 =	wholesale			
		Frozen, tails	15.90	17.28 -				
	Fresh	5-16 pc/kg	31.00	33.70 =	France wholesale			
16-20		22.00	23.91 =					
20-30		17.00	18.48 =					
30-40		13.00	14.13 =					
Cooked	20-40 pc/kg	22.00	23.91 =					
	Whole, 30 percent glazing	13.22	14.37					
	Fresh	6-9 pc/kg	24.19			26.29 -	Italy CIF CPT	
		8-12	23.40			25.43		
		11-15	15.36			16.70 -		
		16-20	12.31			13.38 -		
		21-30	8.75			9.51 -		
		31-40	6.39			6.95 -		
		41-50	5.14			5.59 +		
Andaman lobster/Langoustine Andamane/Cigala de Andamán <i>Metanephrops andamanicus</i>	IQF	6-10 pc/kg	34.95	37.99	Spain FOB	Mozambique		
		11-15	30.50	33.15				
		16-20	23.95	26.03				
European lobster/ Homard européen/ Bogavante <i>Homarus gammarus</i>	Live - bulk	400-600 g/pc	38.00	41.30 =	France wholesale	Ireland France		
		400-600	38.00	41.30 =				
		700-1000	75.00	81.52 -				
			35.00	38.04 =			auction	
	Live	400-600 gpc	26.00	28.26	Italy CPT	Europe		
		600-800	36.80	40.00 +				
		800-1000	37.82	41.11 -				
		> 1000	43.82	47.63				
> 2000	25.93	28.18						



Fish Species Trade Name	Product Form	Grading	Price per kg		Reference & Area	Origin		
			EUR	USD				
CRUSTACEANS (cont.)						March 2024		
American lobster/ Homard américain/ Langosta americana <i>Homarus americanus</i>	Live	400-600 g/pc		32.00	34.78 =	France wholesale	Canada	
		< 3 kg/pc		25.92	28.17 -	Italy CPT	United States of America	
		3-5		26.94	29.28			
		> 5		17.35	18.86			
	Frozen			8.50	9.24			
	Live	500-600 g/pc	GBP	52.00	60.47	65.82 +	United Kingdom	Canada
1000		GBP	37.50	43.60	47.47	retail		
Meat, cooked				44.91	48.50	United States of America CIF		
Meat, minced			1.84	1.98				
Tails	6-7 oz/pc		44.91	48.50				
Scalloped spiny lobster/ Langouste festonnée/ Langosta festoneada <i>Panulirus homarus</i> <i>Panulirus spp.</i>	Whole	70-100 g/pc		11.57	12.50	Taiwan (Province of China)/ Saudi Arabia CIF	Yemen	
		100-150		14.81	16.00			
		150-200		17.59	19.00			
		> 200		20.09	21.70			
	Fresh			30.00	32.61 =	Spain wholesale	Cuba	
	Frozen			23.00	25.00			
Tails			50.00	54.35 =				
Whole			50.50	54.89	United States of America CIF	Spain		
Arabian whip lobster/ Langouste fouet arabe/ Langosta de fusta arabica <i>Puerulus sewelli</i>		SS		13.89	15.00 +	Italy CIF	Yemen	
		S		16.67	18.00 +			
		M		18.52	20.00 +			
		L		20.37	22.00 +			
Edible crab/Tourteau/ Buey de mar <i>Cancer pagurus</i>	Live, bulk	T2 (13-16 cm)		6.48	7.04 -	France auction	France	
				10.50	11.41 +			
	Fresh			9.99	10.86 =	retail		
	female	800-1200 g/pc		7.30	7.93 +	Italy CPT	United Kingdom	
				7.18	7.80 +			
				6.92	7.52 +			
Blue swimming crab Étrille bleue <i>Jaiba azul</i> <i>Portunus pelagicus</i>	Whole	5-7 pc/kg		3.56	3.85	France CIF	Yemen	
		50-100		3.56	3.85			
		100-300		3.19	3.45			
		100-300 pc/kg		2.92	3.15 =			
Snow crab/ Crabes des neiges/ Cangrejo de las nieves <i>Chionoecetes opilio</i>	Legs			7.65	8.27	United States of America CIF	Canada	
	Claws			44.64	48.21			
	Sections	5-8 oz/pc		10.61	11.46			
	Claws	8-10		13.47	14.55			
Southern king crab/ Crabe royal de Patagonie Centolla patagónica <i>Lithodes santolla</i>		S		43.58	47.06	Italy CIF	Argentina	
		M		44.64	48.21			
		L		45.70	49.36			
		Legs, Claws		16.67	18.00			
BIVALVES						March 2024		
Oyster/Huître/Ostra <i>Crassostrea gigas</i> <i>Ostrea edulis</i>	Live	60-100 g/pc		11.40	12.39	Spain CIF	Netherlands	
		80-95 g/pc		17.36	18.87			
		95-110		18.50	20.11			
				18.60	20.22 =			
		G2 (100 units)		120.00	130.43 =			
Mussel/Moule/Mejillón <i>Mytilus edulis</i> <i>Mytilus galloprovincialis</i>	Live - Bottom mussel	Bulk		2.65	2.88 =	wholesale	Netherlands	
				2.90	3.15 =			
	Live - Rope (bouchot)	60-80 pc/kg		4.00	4.35 =	retail	Spain/Italy	
	Live			6.27	6.82			
	IQF	40-60 pc/kg		2.55	2.77	Spain FOB	Spain/Italy	
	IQF half shell	40-50		7.75	8.42			
	Live			1.60	1.74 -	wholesale	Netherlands	
	Frozen			4.00	4.35			
	Live	> 100 pc/kg		4.20	4.57	CIF	Italy	
	<i>Mytilus chilensis</i>	Live			2.53	2.75 -	Italy CPT	Sardinia
				3.40	3.70			
				3.20	3.48			
IQF - shell-off, 7 percent glazing		200-300 pc/kg		4.90	5.33	wholesale	Italy	
Mussel meat				2.80	3.02			
IQF, Half shell				4.35	4.70			
<i>Perna canaliculus</i>	Whole, vaccum packed			2.02	2.18	Spain CIF	Chile	
		800 g pack, half shell		GBP	15.63			18.17
<i>Mytilus galloprovincialis</i>	Alive		GBP	4.60	5.35	5.82 +	United Kingdom retail	New Zealand UK (Scotland)



Fish Species Trade Name	Product Form	Grading	Price per kg		Reference & Area	Origin
			EUR	USD		
BIVALVES (cont.)						
March 2024						
Razor shell/Couteau/ Navaja - <i>Solenidae</i>	Fresh	S	10.50	11.41	Spain CIF	Ireland
			18.50	20.11		Netherlands
	Live, depurated	10-12 cm/pc	3.85	4.18 =	wholesale	Europe
			5.50	5.98 =		Italy
			3.73	4.05 -	Italy CPT	Imported
Live		4.60	5.00 =	France wholesale		
Great Atlantic scallop/ Coquille-St- Jacques/ Vieira <i>Pecten maximus</i>	Fresh, meat, roe-off		30.00	32.61 =	France wholesale	
	Frozen, meat, roe-on		29.00	31.52 -		France
	Frozen, meat, roe-off		43.00	46.74 =		
			34.00	36.96 =		
	IQF, whole	3-5 pc/kg	5.35	5.82	Spain FOB	Spain
		4-6	4.38	4.76		
	Frozen, half shelf	10-12	10.69	11.62		
	Meat, 15% glazing	20-24	22.85	24.84		
	Meat, 20% glazing	22-25	22.85	24.84		
	Live		19.00	20.65 +	wholesale	
	Frozen - whole		3.60	3.91 +	Italy CPT	Imported
	Fresh		3.47	3.77 -		
	Frozen, half shelf		8.86	9.63 -		
	Fresh, meat	10-20 pc/kg	GBP 26.00	30.23 32.91 -	United Kingdom retail	UK
	Frozen, whole	60-80 pc/kg		15.75 17.12	United States of America CIF	France
Japanese carpet shell/ Palourde japonaise/ Almeja japonesa <i>Ruditapes philippinarum</i>	Live		11.02	11.98 -	Italy CPT	Italy
			7.00	7.61 =	Spain wholesale	Spain
SALMON						
March 2024						
Atlantic salmon/ Saumon de l'Atlantique/ Salmón del Atlántico <i>Salmo salar</i>	Fresh - gutted, head-on	2-3 kg/pc	10.80	11.74 =	France wholesale	Norway
		3-4	11.00	11.96 =		
		4-5	11.20	12.17 =		
		5-6	11.30	12.28 =		
		6-7	11.70	12.72 =		
	Fresh - label rouge	2-3 kg/pc	12.00	13.04 =		Scotland
		2-3	13.00	14.13 =		
	frozen, wild	2-3	8.00	8.70 =		
	Smoked - Fillet, vacuum reconstituted sides	1-2 kg/pc	40.00	43.48 =		
	Fresh - Fillet	3-4 kg/pc	19.20	20.87 =		EU
	Smoked - Fillet, vacuum reconstituted sides	1-2 kg/pc	37.00	40.22 =		Norway
	Fresh - gutted, head-on	1-2 kg/pc	NOK 72.12	6.20 6.70 -	Norway FOB	
		2-3	NOK 96.01	8.25 8.92 +		
		3-4	NOK 108.47	9.32 10.08 +		
		4-5	NOK 115.54	9.93 10.74 +		
		5-6	NOK 120.73	10.37 11.22 -		
		6-7	NOK 116.55	10.01 10.83 -		
		7-8	NOK 113.74	9.77 10.57 -		
		8-9	NOK 118.70	10.20 11.03 -		
		> 9	NOK 118.76	10.20 11.04 -		
	Fresh fillet		16.00	17.39 -	Spain wholesale	
	Smoked fillet		22.00	23.91 =		
	Fresh		8.50	9.24		
	Frozen		6.90	7.50 =		
	Fillets, skin-on	700-1000 g/pc	11.25	12.23 -	CIF	
1000-1400		13.25	14.40 +			
1400-1800		13.35	14.51 +			
1800-2400		13.45	14.62 +			
IQF, gutted, wild	6-11 kg/pc	6.45	7.01	FOB	Iceland	
Portions	5 oz/pc	14.10	15.33	United States of America CIF	Poland	
gutted, head-on	4-5 kg/pc	8.75	9.51	Tunisia CFR	Norway	
Fresh - Whole - Superior	1-2 kg/pc	7.27	7.90 +	Italy CPT		
	2-3	7.98	8.68 +			
	3-4	8.61	9.36 -			
	4-5	9.08	9.87 -			
	5-6	9.77	10.62 -			
	6-7	9.73	10.57 -			
	7-8	9.23	10.03 -			
	8-9	9.00	9.78 -			
	9-10	8.69	9.44 -			
	IQF portion, 10% glazing	100-150 g/pc	15.30			16.63



Fish Species Trade Name	Product Form	Grading	Price per kg		Reference & Area	Origin
			EUR	USD		
SALMON (cont.)						
						March 2024
Chum salmon/Saumon chien/ Keta <i>Oncorhynchus keta</i>	H&G IQF		3.33	3.60	Europe CIF	United States of America
Pink salmon/Saumon rose Salmón rosado <i>Oncorhynchus gorbuscha</i>	Blockfrozen	600-800 g/pc	2.31	2.50	Russian Federation FOB	Europe
TROUT						
						March 2024
Rainbow trout/ Truite arc-en-ciel/ Trucha arco iris <i>Oncorhynchus mykiss</i>	Fresh- whole Fillet		7.90	8.59 =	France wholesale	France
	Fillet, smoked		11.20	12.17 =		
	Whole, gutted, bulk		21.00	22.83 =		
	Fresh - whole		19.95	21.68 +	Retail	
	Fresh - fillets		5.50	5.98 +	Spain wholesale	Spain
			5.90	6.41 =		
	Gutted, 10% glazing	200-300 g/pc	6.10	6.63	CIF	Türkiye
	Fillet, 20% glazing	300-350	6.15	6.68		
		160-230	9.10	9.89		
	Fresh - whole		5.14	5.59 -	Italy CPT	Italy
	Fresh, Fillets - skin-on		10.47	11.38 -		
	Fresh, Fillets - skinless		9.68	10.52 -		
	H&G	300-500 g/pc	4.67	5.08 -		
	Fresh, whole	600-800 g/pc	GBP 12.25	14.24	15.51 +	United Kingdom
	gutted	500	GBP 10.50	12.21	13.29 -	retail
FRESHWATER FISH						
						March 2024
Arctic char/Omble-chevalier/ Trucha alpina <i>Salvelinus alpinus</i>	Fresh- whole		12.30	13.37 =	France wholesale	Europe
Nile perch/Perche du Nil/Perca del Nilo <i>Lates niloticus</i>	Fresh, whole	2000-4000 g/pc	3.83	4.16 -	Italy FCA	Tanzania
	Fresh - fillets		5.38	5.85 -		
			11.99	13.03 +	retail	
	Fresh - fillets		7.50	8.15 -	Spain wholesale	
	Fillets		5.70	6.20 -		
			5.97	6.45	CFR	
Pike perch/Sandre/ Lucioperca <i>Sander lucioperca</i>	Fillet - skinless, PBI, IWP	500-1000 g/pc				
	Fresh- whole	Average size	11.50	12.50 +	France wholesale	Europe
	Fillet		12.00	13.04 =		
Nile Tilapia/Tilapia du Nil/Tilapia del Nilo <i>Oreochromis niloticus</i>	Fillet - skinless, 20% glazing	70-140 g/pc	3.95	4.29 +	Spain CFR	China
		140-200	4.35	4.73 +		
	Gutted, scale-less, 20% glazing	200-300 g/pc	2.40	2.61		
		300-500	2.85	3.10 -		
		500-800	2.90	3.15		
		> 800	3.00	3.26		
	Fillet	3-5 oz/pc	5.10	5.54	United States of America CIF	Viet Nam
Pangasius <i>Pangasius hypophthalmus</i>	Fillet, thawed		4.60	5.00 +	Italy CIF	
	Fillet		7.24	7.87 =	retail	
	Fresh, fillet		6.00	6.52 =	Spain wholesale	
	Fillet		3.50	3.80		
	Fillet, 20% glazing	120-170 g/pc	2.80	3.04 =	CIF	
		170-230	2.75	2.99 =		
	Fillets, interleaved, 0% glazing	170-230	4.05	4.40 =		
NON-TRADITIONAL SPECIES						
						March 2024
Sturgeon/Esturgeon/ Esturione <i>Acipenseridae</i>	Frozen - Whole	1.5-2 kg/pc	7.50	8.15 =	France CIF	France
	Gutted	5-7 kg/pc	10.50	11.41 =		
	Fillets	200-300 g/pc	16.00	17.39 =		
		800-1000	16.00	17.39 =		
<i>A.baeri</i>	Caviar (Aquitaine) metal boxes		1,100	1,196 -		
European eel/Anguille d'Europe/ Anguilla europea <i>Anguilla anguilla</i>	Smoked	Medium	47.00	51.09	wholesale	Europe
	Fresh		14.54	15.80 -	Italy CPT	
Common dentex/ Denté commun Denton <i>Dentex dentex</i>	Fresh - whole	225-300 g/pc	2.08	2.26	Spain FOB	Morocco
		275-350	2.40	2.61		
		500-800	2.89	3.14		
		1000-2000	20.71	22.52 -	Italy CPT	
		2000-3000	25.16	27.35 -		
		3000-5000	26.50	28.81 -		
		5000-7000	24.21	26.32 -		



Fish Species Trade Name	Product Form	Grading	Price per kg		Reference & Area	Origin
			EUR	USD		
NON-TRADITIONAL SPECIES (cont.)						
						March 2024
Dusky grouper Mérou noir/Mero moreno <i>Epinephelus marginatus</i>	Fresh - whole	1-2 kg/pc	14.29	15.53 -	Italy CPT	Senegal
		2-4	12.96	14.09 +		
		4-7	14.28	15.52 +		
		7-10	13.11	14.25 +		
		10-20	11.22	12.20 +		
H&G	8-12 kg/pc	6.06	6.55 ^	France CIF	Yemen	
> 12	6.06	6.55 ^				
White grouper/ Merou blanc/Cherna de ley <i>Epinephelus aeneus</i>	Gutted	1-2 kg/pc	9.55	10.38 -	Italy CPT	Senegal
		2-4	9.97	10.84 -		
		4-7	11.51	12.51 +		
		7-10	12.89	14.02 +		
		> 10	10.90	11.85		
		small	3.30	3.59	Mauritania FOB	Mauritania
medium	4.07	4.42				
big	4.62	5.02				
Small-scale grouper Mérou petites écailles Mero escamoso <i>Epinephelus polylepis</i>		1-3 kg/pc	3.66	3.95	Italy CIF	Yemen
		3-5 kg/pc	4.81	5.20		
		5-8	5.00	5.40		
		8-12	5.00	5.40		
		2-3 kg/pc	4.63	5.00 -	France CIF	
		3-5	4.63	5.00 -		
5-8	4.63	5.00 -				
Spangled emperor/ Empereur moris/ Emperador relámpago <i>Lethrinus nebulosus</i>	H&G	3-5 kg/pc	4.63	5.00	Italy CIF	
	Gutted, scales off	3-5 kg/pc	2.96	3.20 -		
	Headless, gutted	1-2	2.73	2.95 -	France CIF	
		2-3	2.73	2.95 -		
		2-3	4.63	5.00 =		
	Whole	3-5	4.63	5.00 =		
		5-10	4.72	5.10		
	Mahi mahi/Dorado/ Dorado <i>Coryphaena hippurus</i>	Gutted, skinless		2.73	2.95	
Fresh, gutted				7.99	8.68 +	Italy CPT
Portions		4-6 oz/pc	11.43	12.35	United States of America CIF	Oman
		2-4	3.24	3.50		Costa Rica
		6-8	12.66	13.67		Ecuador
Fresh, fillets			2.65	2.88	Spain FOB	Spain
H&G, headless		< 20 kg/pc	4.65	5.05		
Red pandora/ Pageot à tache rouge/ Breca chata <i>Pagellus bellottii</i>	Whole, blockfrozen	< 250 g/pc	1.59	1.73	Italy CFR	Yemen
		200-350	2.38	2.59		
		300-500 g/pc	2.08	2.25		
	Whole	500-1000	2.04	2.20		
		500-1500 g/pc	2.08	2.25		
> 1500	2.08	2.25				
Common pandora/Pageot commun/ Breca <i>Pagellus erythrinus</i>	Fresh, whole		5.85	6.36	Spain FOB	Morocco
		300-500 g/pc	10.49	11.41 -	Italy CPT	
		500-1000	12.50	13.58 +		
1000-2000	12.47	13.55 +				
Blue shark/ Peau bleue/Tiburón azul <i>Prionace glauca</i>	H&G, skin-on	< 4 kg/pc	3.65	3.97	Spain FOB	Spain
		4-7	3.60	3.91		
		7-12	2.51	2.73		
		12-20	1.93	2.10		
		> 20	1.76	1.91		
Mako shark/Taupe bleue Marrajo dientuso <i>Isurus oxyrinchus</i>		< 10 kg/pc	4.75	5.16		
		10-30	6.85	7.45		
		30-50	6.95	7.55		
		50-100	5.95	6.47		
		> 100	4.55	4.95		
Black marlin/Makaire noir/ Marlin negro <i>Makaira nigricans</i>	H&G, skin-on	< 80 kg/pc	4.45	4.84		
		> 80	4.40	4.78		
Blue marlin/Makaire bleu/ Marlin azul <i>Makaira indica</i>		< 80 kg/pc	4.45	4.84		
		> 80	4.40	4.78		
Thornback ray/ Raie bouclée Raya de clavos <i>Raja clavata</i>	Fresh, wings	300-500 g/pc	7.55	8.21 +	Italy CPT	Imported
		400-600	6.52	7.09 +		
		500-800	8.58	9.32 +		
	Wings, skin-less	200-300 g/pc	5.40	5.87	Spain CIF	Netherlands (Kingdom of)
300-600		5.70	6.20			
> 600		5.90	6.41			
Crimson jobfish/ Colas fil/Panchito hebra <i>Pristipomoides filamentosus</i>	Whole, gutted	2-3 pc/kg	3.33	3.60 =	France/ Italy CIF	Yemen
		3-5	3.33	3.60 =		
		5-10	3.33	3.60 =		



Fish Species Trade Name	Product Form	Grading	Price per kg		Reference & Area	Origin
			EUR	USD		
SEABASS/SEABREAM/ MEAGRE						March 2024
Seabass/Bar, Loup/Lubina <i>Dicentrarchus labrax</i>	Fresh - whole farmed	200-300 g/pc	4.60	5.00 =	Greece FOB	Greece
		300-450	5.10	5.54 +		
		450-600	5.40	5.87 +		
		600-800	7.40	8.04 =		
		800-1000	9.10	9.89 =		
		> 1000	10.00	10.87 =		
		200-300 g/pc	4.90	5.33 =	Italy CIF	
		300-450	5.40	5.87 +		
		450-600	5.70	6.20 +		
		600-800	7.70	8.37 =		
		800-1000	9.40	10.22 =		
		> 1000	10.30	11.20 =		
	200-300 g/pc	4.97	5.40 =	France CIF		
	300-450	5.47	5.95 +			
	450-600	5.77	6.27 +			
	600-800	7.77	8.45 =			
	800-1000	9.47	10.29 =			
	> 1000	10.37	11.27 =			
	200-300 g/pc	4.96	5.39 =	Spain CIF		
	300-450	5.46	5.93 +			
	450-600	5.76	6.26 +			
	600-800	7.76	8.43 =			
	800-1000	9.46	10.28 =			
	> 1000	10.36	11.26 =			
	200-300 g/pc	5.00	5.43 =	Germany CIF		
	300-450	5.50	5.98 +			
	450-600	5.80	6.30 +			
	600-800	7.80	8.48 =			
800-1000	9.50	10.33 =				
> 1000	10.40	11.30 =				
200-300 g/pc	4.97	5.40 =	Portugal CIF			
300-450	5.47	5.95 +				
450-600	5.77	6.27 +				
600-800	7.77	8.45 =				
800-1000	9.47	10.29 =				
> 1000	10.37	11.27 =				
Fresh - whole farmed	200-300 g/pc	5.24	5.70 =	UK CIF		
	300-450	5.74	6.24 +			
	450-600	6.04	6.57 +			
	600-800	8.04	8.74 =			
	800-1000	9.74	10.59 =			
	> 1000	10.64	11.57 =			
H&G, gutted, without scales, 20% glazing	200-300	6.05	6.58 +	Spain CIF	Türkiye	
	300-400	5.85	6.36 -			
	400-600	6.05	6.58 -			
Fresh - whole - wild, from trawling	800-1000 g/pc	12.50	13.59 +	France wholesale	France	
	1000-2000	14.00	15.22 +			
	2000-3000	15.50	16.85 =			
Fresh - whole - wild, from line fishing	1000-2000 g/pc	21.00	22.83 +			
	2000-3000	22.50	24.46 =			
	> 3000	24.00	26.09 +			
Fresh - whole - farmed	400-600	10.60	11.52 +			
	600-800	11.80	12.83 +			
	800-1000	12.40	13.48 +			
	300-400 g/pc	6.36	6.91 -	Italy CPT	Croazia	
	400-600	6.59	7.16 -			
	600-800	7.88	8.56 -			
	Large	10.95	11.90 -			
	Medium	9.95	10.82 -		Italy (Orbetello)	
	Small	7.70	8.37 -			
Fresh, wild	500-1000 g/pc	10.48	11.39 +		Morocco	
	1000-2000	12.06	13.11 +			
Fresh, wild, line caught	500-1000 g/pc	15.19	16.51			
	1000-2000	20.37	22.14 -			
	2000-3000	21.13	22.96 -			
Fresh, wild	500-1000 g/pc	15.00	16.30	Spain CIF	Denmark	
	1000-2000	15.00	16.30			
	2000-3000	20.80	22.61			
	3000-4000	23.00	25.00			
Filletts, skin-on, 20% glazing	80-120 g/pc	8.20	8.91 -		Türkiye	
	120-160	8.65	9.40 -			
	> 160	8.85	9.62 =			
Fresh, wild		17.00	18.48 =	wholesale	Europe	
Fresh, farmed		5.50	5.98 -			



Fish Species Trade Name	Product Form	Grading	Price per kg		Reference & Area	Origin	
			EUR	USD			
SEABASS/SEABREAM/ MEAGRE (cont.)						March 2024	
Seabass/Bar, Loup/Lubina <i>Dicentrarchus labrax</i>	Fresh, farmed	200-300 g/pc	3.80	4.13 +	Italy CIF	Greece	
		300-450	5.36	5.83 -			
		450-600	5.82	6.33 +			
		600-800	7.22	7.85 =			
		800-1000	9.94	10.80 -			
	Fresh, fillets	70-100 g/pc	10.88	11.83 +	CPT		
100-140	10.73	11.66 +					
140-180	11.45	12.45 +					
Gilthead seabream/ Dorade royale/Dorada <i>Sparus aurata</i>	farmed	200-300 g/pc	5.00	5.43 =	Greece FOB	Greece	
		300-450	5.70	6.20 +			
		450-600	5.80	6.30 +			
		600-800	6.40	6.96 +			
		800-1000	8.50	9.24 =			
		> 1000	10.00	10.87 =			
		200-300 g/pc	5.30	5.63 =			Italy CIF
		300-450	6.00	6.40 +			
		450-600	6.10	6.63 +			
		600-800	6.70	7.28 +			
	800-1000	8.80	9.57 =				
	200-300 g/pc	5.37	5.84 =	France CIF			
	300-450	6.07	6.60 +				
	450-600	6.17	6.71 +				
	600-800	6.77	7.36 +				
	800-1000	8.87	9.64 =				
	> 1000	10.37	11.27 =				
	200-300 g/pc	5.36	5.83 =	Spain CIF			
	300-450	6.06	6.59 +				
	450-600	6.16	6.70 +				
	600-800	6.76	7.35 +				
	800-1000	8.86	9.63 =				
	> 1000	10.36	11.26 =				
	Fresh - whole farmed	200-300 g/pc	300-450	5.40	5.87 =		Germany CIF
450-600			6.10	6.63 +			
600-800			6.20	6.74 +			
800-1000			6.80	7.39 +			
> 1000			8.90	9.67 =			
200-300 g/pc		300-450	5.37	5.84 =	Portugal CIF		
		450-600	6.07	6.60 +			
		600-800	6.17	6.71 +			
		800-1000	6.77	7.36 +			
		> 1000	8.87	9.64 =			
200-300 g/pc		300-450	5.64	6.13 =	UK CIF		
		450-600	6.34	6.89 +			
	600-800	6.44	7.00 +				
	800-1000	7.04	7.65 +				
	> 1000	9.14	9.93 =				
> 1000	10.64	11.57 =					
Fresh - wild	500-1000 g/pc	24.40	26.52	Spain CIF	France		
	1000-2000	19.80	21.52				
	3000-4000	16.40	17.83				
Fillets, skin-on, 20% glazing	80-120 g/pc	8.65	9.40 -	wholesale	Türkiye		
	120-160	8.29	9.01 -		Europe		
Fresh, wild		19.00	22.89 -	France wholesale	France		
	Fresh, farmed	6.00	7.23 =		EU		
Fresh, wild	500-800 g/pc	18.50	20.11 =	France wholesale	France		
	800-1000	20.50	22.28 =				
	> 1000	21.00	22.83 =		France		
Fresh - farmed	300-400 g/pc	9.00	9.78 =				
	400-600	10.50	11.41 =				
	600-800	11.50	12.50 =				
	800-1000	12.50	13.59 =				



Fish Species Trade Name	Product Form	Grading	Price per kg		Reference & Area	Origin
			EUR	USD		
SEABASS/SEABREAM/ MEAGRE (cont.)						March 2024
Gilthead seabream/ Dorade royale/Dorada <i>Sparus aurata</i>	Fresh, farmed	300-400 g/pc	6.01	6.53 +	Italy CIF CPT	Greece
		200-300 g/pc	4.07	4.42 -		
		300-400	4.50	4.89 -		
		400-600	4.65	5.06 -		
		600-800	4.67	5.08 +		
		800-1000	5.21	5.66 +		
	Fresh, fillets	70-100 g/pc	9.60	10.43 -		
		100-140	9.57	10.40 -		
		140-180	9.40	10.21 +		
	Fresh - wild	800-1000	18.76	20.39 -		Morocco
		1000-2000	19.52	21.22 +		
		2000-3000	18.86	20.50 +		
		> 3000	21.27	23.12		
Fresh - farmed	Large	11.07	12.03 -	Italy (Orbetello)		
	Medium	10.01	10.88 -			
	Small	7.80	8.48	Croazia		
	300-400 g/pc	6.27	6.81 -			
	400-600 g/pc	6.61	7.18 -			
White seabream/Sar/Sargo <i>Diplodus sargus</i>	Fresh	600-800	7.50	8.15 -	Senegal Spain	
		300-500 g/pc	7.35	7.99 +		
		500-1000	5.09	5.53 -		
		1000-2000	8.45	9.19 -		
Meagre/Maigre commun/Corvina <i>Argyrosomus regius</i>	Fresh - Whole farmed	500-1000 g/pc	4.25	4.62 +	Greece	
		1000-2000	5.15	5.60 -		
		> 2000	4.65	5.05 -		
	Fresh- whole, wild	0.5-1 kg/pc	11.06	12.02 +	Mediterraneo	
		1-2	10.51	11.42 -		
		2-4	14.00	15.22		
		3-5	12.07	13.12 -		
		5-10	12.51	13.60 +		
		10-15	12.77	13.88 -		
		15-20	11.67	12.68 -		
		20-30	7.65	8.32 -		
Fresh, cultured		12.00	13.04 +	Spain wholesale		
		7.50	8.15 +			
	> 1000 g/pc	15.00	16.30 =		France wholesale France	



The European Fish Price Report is a monthly GLOBEFISH publication. This issue was prepared by Helga Josupeit, Rodrigo Misa, William Griffin and Firoza Buranudeen.

PRICE REFERENCE (INCOTERMS 2010)

CFR	Cost and Freight
CIF	Cost, Insurance and Freight
CIP	Carriage and Insurance Paid To
CPT	Carriage Paid To
DAT	Delivered at Terminal
DAP	Delivered at Place
DDP	Delivered Duty Paid
EXW	Ex Works
FCA	Free Carrier
FAS	Free Alongside Ship
FOB	Free on Board

PRODUCT FORM

C&P	Cooked and Peeled
FAS	Frozen at Sea
H&G	Headed and Gutted
HOG	Head on Gutted (salmon)
IQF	Individually Quick Frozen
IWP	Individually Wrapped Pack
PBI	Pinbone In
PBO	Pinbone Off
PD	Peeled and Deveined
PTO	Peeled Tail On
PUD	Peeled, Undeveined

CURRENCY RATES

		US\$	EUR
Canada	CAD	1.36	1.46
Norway	NOK	10.76	11.64
USA	USD		1.08
EU	EUR	0.92	
Denmark	DKK	6.89	7.46
Russia	RUR	92.40	101.00
Poland	PLN	3.99	4.32
UK	GBP	0.79	0.86

Exchange Rates 22.3.2024

Acronyms

FAD	Fish aggregating device
HORECA	Hotels, Restaurants, Catering
NSC	Norwegian Seafood Council
ICCAT	International Commission for the Conservation of Atlantic Tunas
IATTC	Inter American Tropical Tuna Commission

SYMBOLS

- + Price increased in original currency since last report
- Price decreased in original currency since last report
- = Updated but unchanged price
- ^ New insertion
- Not updated since last issue

**GLOBEFISH Market Reports are available from the GLOBEFISH web site:
www.fao.org/in-action/globefish**



Food and Agriculture
Organization of the
United Nations

EUROPEAN PRICE REPORT

GLOBEFISH

Trade and Market Team (NFIMT)
Fisheries and Aquaculture Division
Food and Agriculture Organization of the United Nations
Viale delle Terme di Caracalla
00153 Rome, Italy

globefish@fao.org

www.globefish.org



#FAOfish



GLOBEFISH