



Food and Agriculture
Organization of the
United Nations

EUROPEAN PRICE REPORT



Latest trends

May 2021
5/2021

Prices are rising on the back of the increased demand associated with the approaching tourist season, which is expected to be much closer to normality relative to 2020. Overall, however, traders are reluctant to commit to substantial purchases and are waiting to see how rapidly the situation improves over the coming months.

In the canned tuna market, weak demand has been reported from consumers and a decline in raw material prices is likely over the coming months. In contrast, products mainly destined for the restaurant market, such as lobster and crab, which had a very difficult time last year, are experiencing a strong recovery in sales. Prices are high for these products, in some cases 50 percent above the 2020 price level.

GROUND FISH

As per mid-May 2021, the wholesale market at St. Petersburg (Russia's main entry port for imported seafood) is reporting good demand for hake HGT from Uruguay and Argentina as well as pangasius fillets from Vietnam. On the other hand, the wholesale market in Murmansk is experiencing persistent poor supply of cod, haddock and saithe for the domestic market as most of the catch is being shipped for export. In Vladivostok, declining prices are reported for Alaska pollock while a shortage of rolling stock and insufficient transportation containers is creating logistical difficulties. The tariff for railway transportation Vladivostok- Moscow is quoted at 16-17 RUB (USD 0.21-0.23) per kg

Index for prices

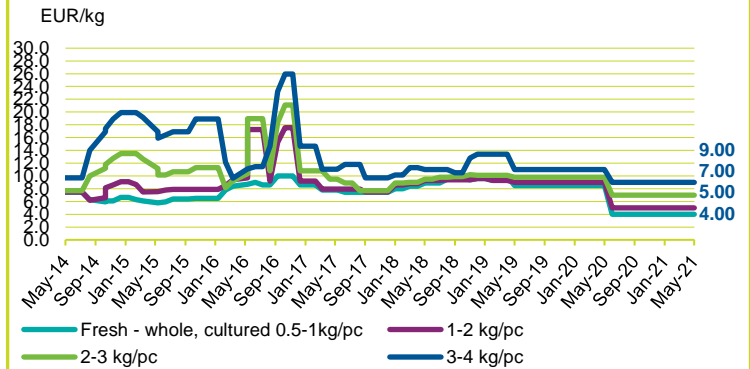
Groundfish	8
Flatfish	9
Tuna	10
Small Pelagics	11
Cephalopods	12
Crustaceans	13
Bivalves	14
Salmon	15
Trout	15
Freshwater fish	16
Non Traditional Species	16
Seabass-Seabream-Meagre	17

The **European Fish Price Report**, based on information supplied by industry correspondents, aims to provide guidance on broad price trends. Price information is indicative and should be used only for forecasting medium- and long-term trends. FAO is not responsible for any errors or omissions.

GROUND FISH

In the market for wet-salted cod fillets from frozen raw material (*Gadus macrocephalus*), and wet-salted cod fillets (*Gadus morhua*) from fresh raw material of Faroese and Icelandic origin, consumption has slowed in line with seasonal trends. Currently, in the Faroe Islands and Norway, the trawler fleet is targeting ling (*Molva molva*), and prices are declining. Cod fishing takes place primarily in winter and cod prices are stable.

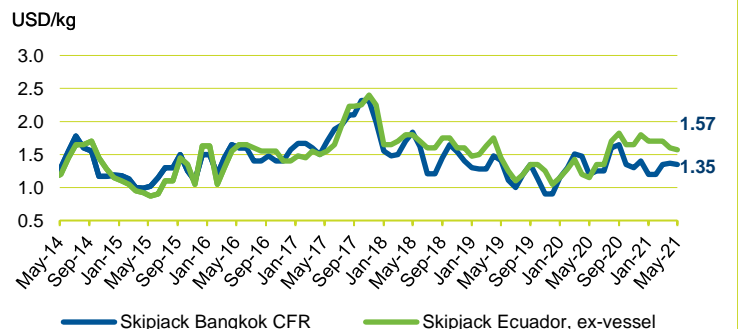
TURBOT - in Spain, origin: Spain



TUNA - BILLFISHES

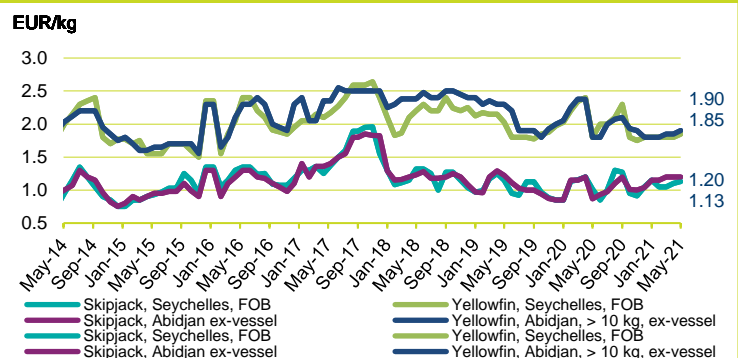
Fishing in the Western and Central Pacific continues at a moderate pace with some areas being affected by poor weather. Raw material inventories at Thai canneries remain healthy. The number of new COVID-19 cases in Thailand has increased in recent weeks and unloading hours are being shortened as a precaution. As a result, Bangkok port is expected to be facing congestion in the coming weeks. Skipjack prices remain steady.

TUNA - Pacific Ocean



Catch rates in the Indian Ocean have slowed to moderate while raw material inventories at local canneries are limited. With the reduction in catches, both skipjack and yellowfin price have increased.

TUNA - Indian/Atlantic Oceans

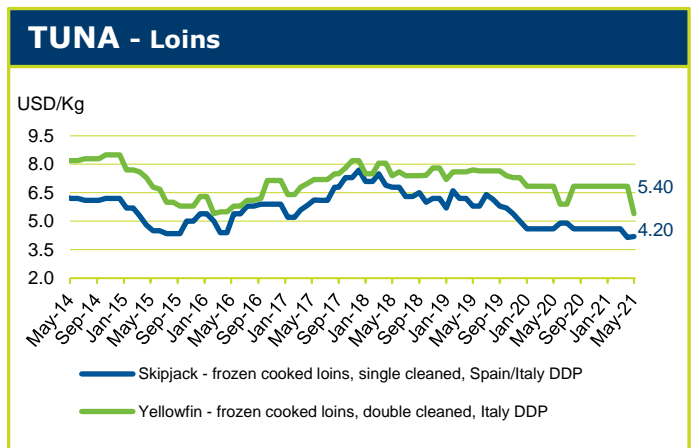
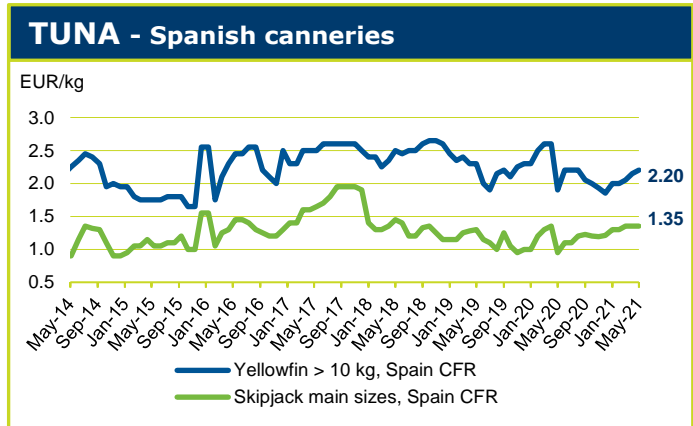


Fishing in the Atlantic Ocean has been poor since the FAD closure ended on 31st March. Raw material inventories at local canneries remain short. Skipjack prices are stable while yellowfin price have increased somewhat.

Fishing in the Eastern Pacific Ocean has improved to moderate-to-good. Raw material inventories at local canneries are healthy and continue to be supported by containers and carriers arriving from other markets. With the improvement in catches, both skipjack and yellowfin prices have fallen. As a result, the price differential relative to the Bangkok market has fallen to USD 200 per tonne.

Market demand for final product is reported to be limited. The United Kingdom of Great Britain and Northern Ireland has signed a commercial agreement with Ecuador on tariff reduction and is importing substantial quantities under this agreement.

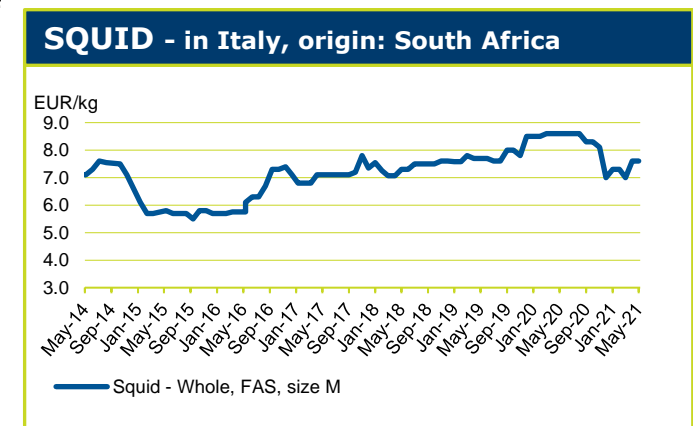
European prices for skipjack remain stable while yellowfin prices continue to go up. The market price for cooked, single cleaned skipjack loins is steady.



CEPHALOPODS

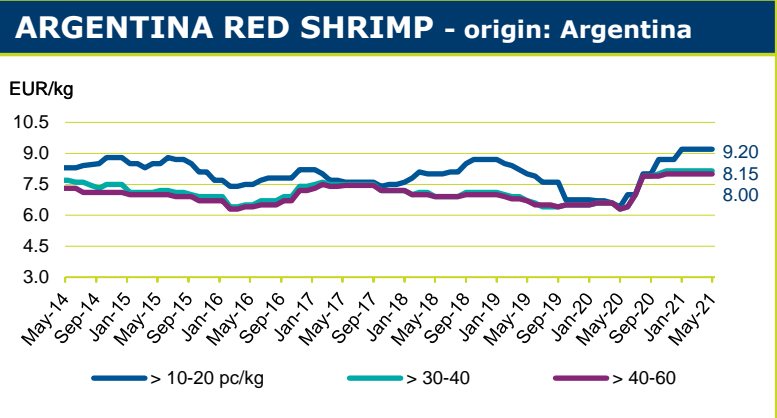
The reopening of restaurants in Spain has led to a strong increase in cephalopod prices there, with octopus and squid prices rising by 20 percent from April to May. It has also been reported that Moroccan exports of squid to the Spanish market increased strongly in the first quarter of the year, mainly due to higher shipments in March 2021, when compared with the same month of last year. This reflects the fact that March 2020 was the first month of the lockdown in Spain, which impacted squid trade heavily last year.

There is little interest in South African squid at present as customers are waiting to see how strong catches are before committing.



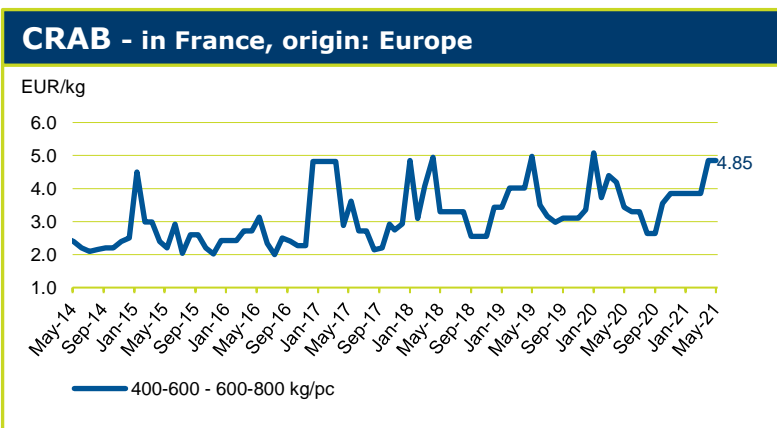
CRUSTACEANS

In mid-April, the shrimp fisheries north of the 41th parallel started in Argentina and catches were reportedly plentiful. At the same time, demand has also remained very strong, especially in Europe, and prices have been kept at high levels. The European market is showing signs of strong recovery as restaurants reopen and there is optimism that the tourist season in the Southern part of the continent will be almost normal. As a result, shrimp purchases have increased and holdings have been reduced. It will take still some time before the new production makes its way to the European market and prices are likely to stay at their present high level in the meantime.



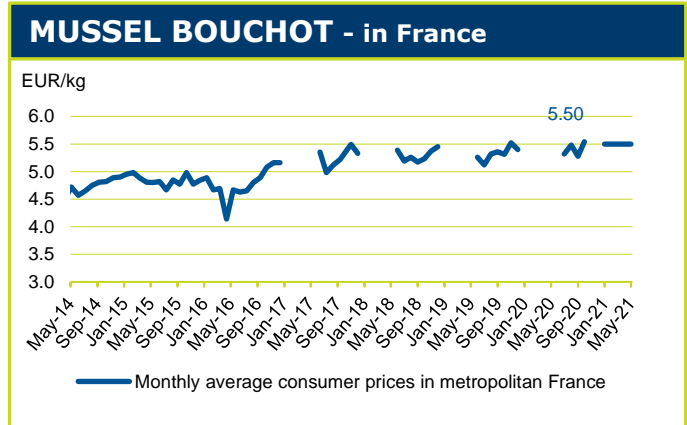
The lobster spring season in Canada started last week after a small delay of a few days due to windy weather. The first days of the season were good and the quality of the lobster is excellent, but raw material prices are very high compared with spring last year. Final prices for the season are not yet fixed, but the expectation is for a 50 percent increase over last year when the market collapsed following the emergence of the pandemic. Now, the market is recovering and demand is very high worldwide, while inventories are limited.

Crab and lobster sales are heavily dependent on restaurant sales, and a positive demand indication is the announcement on 30 April 2021 of the French government's intention to gradually reopen restaurants from 19 May, beginning with outside terraces. Overall, the outlook is quite good, at least for the summer season.



BIVALVES

France has kept restaurants and bars closed since 30 October 2020. The impact on the bivalves market has been significant, but producers have started supplying delivery services and supermarkets instead. Prices of mussels stayed steady at normal levels at the beginning 2021, and the latest announcement from the government indicating their intention to gradually reopen restaurants in France will add demand to the sector. The French bouchot mussel season is over as is the Dutch bottom mussel season, and French retail has been dominated by Irish organic rope mussels and Spanish rope mussels in April and May.



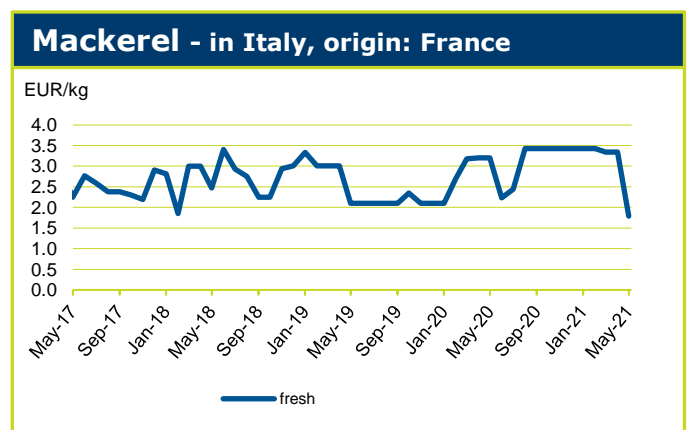
Oyster producers were disappointed with restaurant closures but they have also taken the opportunity to develop sales channels in retail and takeaway or home delivery.

SMALL PELAGICS

After one year of a total ban on capelin fishing, Iceland has opened up for a limited quota in 2021, but there is still no quota for Norwegian waters. With this fishery now active again, and very strong demand in the market, prices have soared.

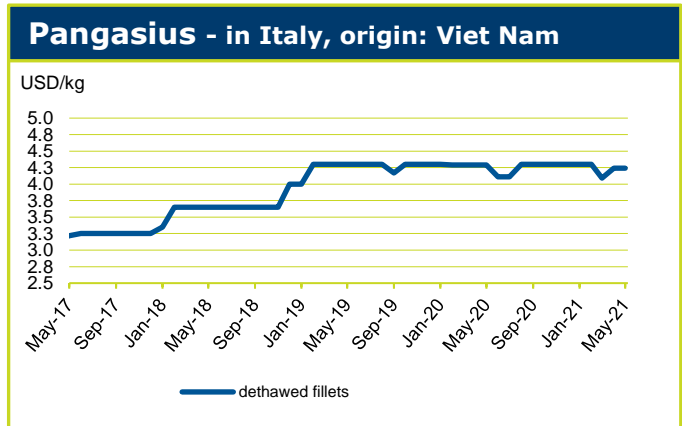
The Norwegian herring fishery was off to a good start in early 2021 and landings were above 2020 levels. Prices to fishermen were quoted at NOK 5.52 per kg, compared with NOK 5.22 in early 2020. With a smaller quota for Atlantic mackerel, it is predicted that supplies may be a little tighter in 2021.

Prices for mackerel from France in the Italian market were reportedly declining in May, although this is largely expected as the summer months are not a major sales period for mackerel.



FRESHWATER

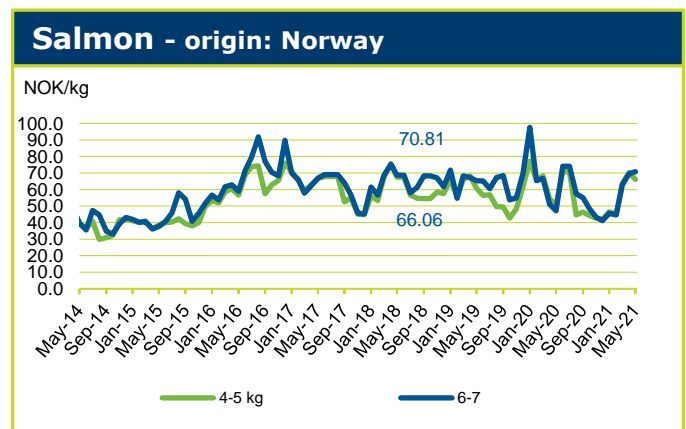
The pangasius market is steady at the moment, with rising imports into Europe over the second quarter. Catering buying activity is picking up again, now that employees have returned to their offices after almost a year, and pangasius is a well-accepted product in this low-priced market segment. In the United Kingdom of Great Britain and Northern Ireland, the fish and chips market, a major outlet for pangasius fillets from Viet Nam, is reportedly growing quite strongly.



SALMON

The uptick in demand associated with the continued easing of COVID-19 restrictions in several key European markets has been steadily pushing prices for farmed Atlantic salmon back up to pre-pandemic levels.

The Fish Pool Index, measuring average export prices for head-on-gutted farmed Atlantics out of Norway, was at NOK 65.83 per kg as of week 18, 2021. This is around NOK 15 above the same week last year and an increase of almost NOK 20 compared with early 2021. A stronger Norwegian krone this year means that these gains have been relatively higher in euro terms. May is typically a month of seasonally high salmon prices in Europe, but this upward trend also reflects a recovery in purchases at fresh food counters in large EU markets including France and Italy.



According to the Norwegian Seafood Council (NSC), Norway recorded its second highest Atlantic salmon export value ever in April this year, at NOK 5.8 billion. This is 9 percent the same month last year, while the corresponding volume was 4 percent higher at 86 000 tonnes.

In the UK, Scottish salmon exporters have been facing significant administrative and logistical challenges as the country scrambles to adapt its trade procedures and regulations to its new status outside EU rules. Although there are still delays and additional paperwork to contend with, the situation has been showing signs of

improvement in the second quarter. A UK government committee has recently submitted a report outlining a number of recommendations to further streamline the processes for exporting food, including the digitization of health certificates and extra assistance for small businesses. Prices for Scottish salmon have been following a similar trend to their Norwegian counterparts, reaching GBP 6.60 per kg for 3-6 kg head-on-gutted farmed Atlantics as of week 20, well above the equivalent period last year.

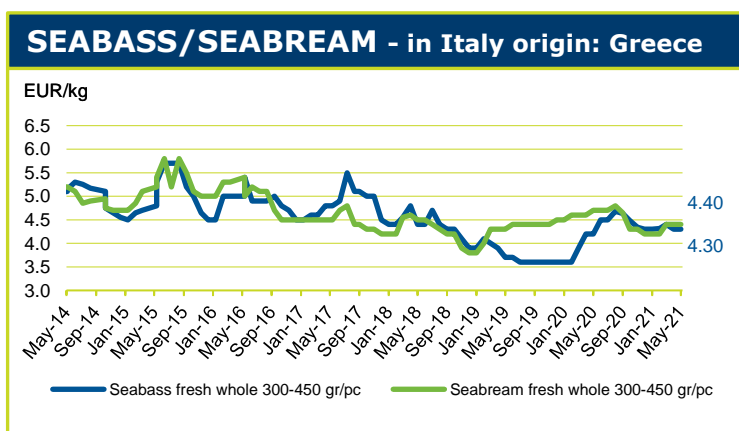
Global farmed Atlantic production is forecast to stay approximately flat relative to last year, as an expected contraction in output in Chile will likely be offset by growth in European supply. Combined with the boost to summer demand provided by loosening restrictions and a partial recovery of the tourist restaurant trade, this is expected to keep prices at around the NOK 65 mark for the next two months or so, before dropping back as European harvest volumes increase later in the summer. Forward contracts at Fish Pool are trading at NOK 63 per kg for the month of June and NOK 54.33 per kg for the third quarter.

TROUT

According to the NSC, Norway exported 3 800 tonnes of farmed trout worth NOK 246 million in April. This equals a volume decline of 10 percent compared with April 2020 and a value decline of 5 percent. Tight supply and demand recovery is pushing farmed trout prices upwards, with head-on-gutted fresh trout selling at NOK 61.38 per kg in week 18 (FOB Norway), compared with NOK 51.25 per kg in the same week last year.

SEABASS SEABREAM

After a promising start to 2021, prices for farmed bass and bream have shown little upward movement over the last two months, even as the seasonal peak approaches. Prices for 300-450 g Greek origin fish on the Italian market remain stable at EUR 4.40 and 4.30 per kg for bream and bass respectively. Similar trends can be observed at Spanish wholesale markets. The sluggish prices are likely due to continuing uncertainty surrounding the schedule for lifting restaurant capacity restrictions in key Mediterranean markets. While some partial reopening of foodservice businesses has already taken place in some key Mediterranean markets such as Italy, EU-wide travel restrictions are still in place and these are applied uniformly to the vaccinated and non-vaccinated population. As a result, the success of the summer tourist season is still something of an open question and the market is hesitant.





Fish Species Trade Name	Product Form	Grading	Price per kg			Reference & Area	Origin
			As stated	EUR	USD		
GROUND FISH							
May 2021							
Cod/Cabillaud, Morue/ Bacalao <i>Gadus morhua</i>	Fresh gutted		N.Q.			Poland FOB	Baltic Sea
	Fresh - Whole	1-2 kg/pc	6.08	7.41 *		Italy CPT	Denmark
		2-4	7.12	8.68 *			
	Stockfish	700 g/pc	22.00	26.83 =		DDP	Norway
	wet salted fillets	700-1000 g/pc	9.20	11.22 =			Iceland
	IQF, loin portion single frozen		9.55	11.65 =		CIF	
	Frozen - whole	2-3 kg/pc	2.91	3.55		Europe CIF	Russia
		3-5	3.01	3.67			Norway
	Block Bits and Pieces		5.00	6.10			
	Block		2.95	3.60			
	H&G	3-4 kg/pc	3.18	3.88 =			
		> 4	3.14	3.83 =			
	Salted cod		12.95	15.79 +		Spain wholesale	Europe
	Fresh		5.20	6.34 -			
	Frozen		12.80	15.61 +			
Fresh cultured		4.00	4.88 =				
Fresh fillets		8.00	9.76 =				
sea frozen	1-2 kg/pc	3.45	4.21 °		CIF	Russia	
	2-3	3.55	4.33 °				
	3-4	3.85	4.70 °				
	4-5	3.95	4.82 °				
	> 5	4.05	4.94 °				
	1-2 kg	5.50	6.71 *		France wholesale		
	2-3	5.30	6.46 *				
	3-4	5.40	6.59 *				
	4-5	6.50	7.93 *				
<i>Gadus macrocephalus</i>	Fillet - wet salted - 1st quality produced from frozen raw material	400-700 g/pc	8.50	10.37 =		Italy CIF	Denmark
Hake/Merlu/Merluza <i>Merluccius capensis</i>	Minced block		2.10	2.56 =		Namibia FOB for Spanish market	Namibia
	H&G, wrapped	400-600 g/pc	2.65	3.23 +		Spain ex-vessel	
		600-800	2.98	3.63 =			
<i>Merluccius merluccius</i>	IQF portion, trapeze	90-110 g/pc	7.95	9.70 =		Italy CIF	
	Fresh - whole	100-200 g/pc	4.76	5.73 -		CPT	Europe
		200-300	5.07	6.11 *			
		500-700	5.20	6.27 *			
	500-1000	6.14	7.40 *				
<i>Merluccius hubbsi</i>	Frozen	3-4 pc/kg	5.25	6.40 +		Spain wholesale	Spain
	Fresh, from trawling	1000 g/pc	3.80	4.63 =			Europe
	Fresh, from longlining	1000	6.90	8.41 +			
		1000	9.00	10.98 -		FOB	Argentina
	H&G, interleaved	70-150 g/pc	1.49	1.82			
		100-250 g/pc	1.58	1.93			
<i>Merluccius senegalensis</i>		200-350	1.69	2.06			
		300-500	2.05	2.50			
	Fillets, skinless, interleaved	60-110 g/pc	3.45	4.21 =			
		120-170	3.49	4.26 =			
	Fillets, skin-on, interleaved	60-120 g/pc	2.69	3.28			
	H&G, interleaved	100-250 g/pc	1.65	2.01 *			Guinea
		200-300	1.75	2.13 *			
		200-400	1.59	1.94			
	300-450	2.10	2.56 +				
	300-600	1.97	2.40 *				
	H&G, wrapped	300-400 g/pc	1.86	2.27			Mauritania
		400-500	2.19	2.67			
		450-600	2.25	2.74 *			
		600-800	2.70	3.29 *			
		800-1200	3.00	3.66 *			
<i>Merluccius productus</i>	Fillet, PBO		2.70	3.30 =		USA EXW	USA
	Minced block		1.89	2.30 =			
Alaska pollack/Lieu de l'Alaska/Colin de Alaska <i>Theragra chalcogramma</i>	H&G	>25	RUB 71.50	0.79	0.97 -	Russian Fed. wholesale Vladivostok	Russian Fed.
	Minced			3.44	4.20 *	USA fob	USA
	Block			6.25	7.63 *		
Haddock/Eglefin/Eglofino <i>Melanogrammus aeglefinus</i>	H&G	< 0.8 kg/pc	NOK 26.50	2.64	3.22	Sweden FCA	Norway



Fish Species Trade Name	Product Form	Grading	Price per kg		Reference & Area	Origin
			As stated	EUR USD		
GROUND FISH (cont.)						May 2021
Hoki, Patagonian grenadier/ Grenadier de Patagonia/ Merluza de cola <i>Macruronus magellanicus</i>	H&G, interleaved	100-300 g/pc	1.35	1.65	Spain FOB	Argentina
		200-450	1.48	1.80		
		450-700	1.55	1.89		
		700-1000	1.59	1.94		
Ling/Lingue franche/ Maruca <i>Molva molva</i>	Fillet - wet salted Produced from fresh raw material 1st quality	1-1.5 kg/pc	4.70	5.73 -	Italy DDP	Faeroe Islands
Monkfish/Baudroie/ Rape <i>Lophius spp.</i>	Fresh - Tail Tails	100-140 g/pc	8.88	10.83 +	Italy CPT	UK
		140-250	4.97	6.06 *	Spain FOB	Spain
		250-500	4.97	6.06 *		
		500-1000	5.28	6.44 *		
		1000-1200	9.98	12.17 *		
		1200-1500	10.25	12.50 *		
1500-2000	10.75	13.11 *				
Bigeye grenadier/ Grenadier à gros yeux/ Granadero ojísapo <i>Macrourus holotrachys</i>	Frozen on board, skinless H&G, interleaved	100-250 g/pc	1.45	1.77	Spain FOB	Argentina
		200-400	1.58	1.93		
		400-600	1.58	1.93		
		600-800	1.65	2.01		
		> 800	1.69	2.06		
Patagonian grenadier, Hoki/ Grenadier de Patagonie/ Merluza de cola <i>Macruronus magellanicus</i>	H&G, interleaved	100-300 g/pc	1.35	1.65	Spain FOB	Argentina
		200-450	1.48	1.80		
		450-700	1.55	1.89		
		700-1000	1.59	1.94		
John Dory/ Saint Pierre Pez de San Pedro <i>Zeus faber</i>	Fresh - whole	1-2 kg/pc	13.30	16.22 -	France wholesale	France
		2-3	15.00	18.29 -		
	Fresh		18.00	21.95 *	Italy CPT	Italy
	Fresh - whole	1-2 kg/pc	12.80	15.61 -	Spain CFR	France
		2-3	15.00	18.29 +		
Fresh- whole headless	small	3.30	4.02	Mauritania FOB for European market	Mauritania	
	medium	6.20	7.56			
	big	6.90	8.41			
Golden redfish Sébastes doré Gallineta dorada <i>Sebastes norvegicus</i> <i>Sebastes marinus</i>	Block-Frozen	2-3 pc/kg	1.25	1.52	Spain FOB	Spain
		Block, Japanese cut	100-150 g/pc	1.85		
	150-200	2.00	2.44			
	200-300	2.43	2.96			
	300-500	2.73	3.33			
	> 500	3.05	3.72			
	Whole	180-250 g/pc	1.05	1.28		
250-350	1.10	1.34				
Fresh		8.84	10.78	Italy CPT	Norway	
FLAT FISH						May 2021
Turbot/Rodaballo <i>Psetta maxima</i>	Fresh - whole farmed	0.5-1 kg/pc	4.00	4.88 =	Spain CIF	Spain
		1-2	5.00	6.10 =		
		2-3	7.00	8.54 =		
		3-4	9.00	10.98 =		
	Fresh - whole wild	0.3-0.5 kg/pc	8.75	10.67 +	Italy CPT	Spain/Portugal
		0.5-1 kg/pc	13.85	16.89 +		
		0.8-1	14.65	17.87 +		
		1-2	17.50	21.34 +		
		2-3	13.35	16.28 =		
		600-800	8.17	9.96 *		
800-1000	8.97	10.94 *				
1000-1500	9.25	11.28 *				
1500-2000	8.60	10.49 *				
2000-2500	8.19	9.99 *				
3000-4000	8.89	10.84 *				
4000-5000	9.01	10.99 *				
Fresh - gutted	0.7-1 kg/pc	12.68	8.23 *	Italy CPT	Netherlands	
	1-2	15.11	18.43 *			
Spiny turbot/turbot épineux/ rodaballo espinoso <i>Psettodes spp.</i>	Fresh - fillets		6.17	7.52 *		



Fish Species Trade Name	Product Form	Grading	Price per kg		Reference & Area	Origin	
			As stated	EUR USD			
FLATFISH (cont.)						May 2021	
Sole/Sole/ Lenguado <i>Solea vulgaris</i>	Fresh - whole wild	120-175	8.90	10.85 +	Spain CIF		
		175-200	14.40	17.56 +			
		200-300	16.40	20.00 +			
		300-500	20.40	24.88 +			
		400-500	19.55	23.84 +			
		500-600	17.05	20.79 =			
		200-300 g/pc	18.80	22.93 *			
		300-400	21.80	26.59 +			
		400-600	22.90	27.93 -			
		600-800	22.90	27.93 -			
800-1000	22.90	27.93 -					
1000-2000	22.90	27.93 -					
Sand sole/sole-pole Lenguado de arena <i>Solea lascaris</i>	Fresh - gutted	4	9.18	11.20 *	Italy CPT	Netherlands	
		3	11.78	14.37 é			
		3+	12.07	14.72 é			
		2	13.05	15.91 *			
Senegalese sole/sole du Sénégal Lenguado senegalés <i>Solea senegalensis</i>	Fresh - whole, farmed	1500-300 g/pc	10.31	12.57 -	Spain	West Africa	
		300-600	10.91	13.30 -			
European plaice/ Plie d'Europe/ Solla europea <i>Pleuronectes platessa</i>	Fresh - whole	400-500 g/pc	12.98	15.83 *	Spain CIF	Netherlands	
		500-600	12.99	15.84 *			
		600-700	13.00	15.85 *			
European Flounder/ Flet d'Europe/ Platija europea <i>Platichthys flesus</i> <i>Scophthalmus rhombus</i>	Fresh - fillet	800-1000	13.00	15.85 *	Italy CPT	Netherlands	
		60-80 g/pc	6.42	7.83 *			
Cadenat's sole/ Sole de Cadenat Sortija de Cadenat <i>Pegusa cadenati</i>	whole, IQF	No 2	2.39	2.91 -	Netherlands FOB	Spain	
		No 2	6.15	7.50 +			
Greenland halibut/ Flétan noir/ Fletan negro <i>Reinhardtius hippoglossoides</i>	Block	No 2	6.50	7.93 +	Spain FOB	Spain	
		12-15 cm	0.69	0.84			
		200-300 g/pc	3.98	4.85			
		500-1000	4.28	5.22			
		1500-1500	4.35	5.30			
TUNA/BILLFISHES						May 2021	
Tuna/Thon/Atún for canning	Skipjack - whole		1.11	1.35 -	Bangkok CFR	Western/Central Pacific Ocean	
			1.11	1.35 =			FOB
		Skipjack - whole		1.29	1.57 -	Ecuador ex-vessel	Eastern Tropical Pacific Ocean
			Yellowfin - whole	1.80	2.20 -		
		Skipjack - whole		1.13	1.38 +	Seychelles FOB	Indian Ocean
			Yellowfin - whole	1.85	2.26 +		
		Skipjack - whole		1.20	1.46 =	Abidjan ex-vessel	Atlantic Ocean
			Yellowfin - whole	> 10 kg	1.90		
		Skipjack - whole	1.8-3.4 kg/pc	1.35	1.65 =	Spain CFR	Various origins
			Yellowfin - whole	> 10 kg	2.20		
		Skipjack	> 1.8 kg/pc	1.27	1.55 =	Tunisia CFR	Seychelles
			Yellowfin - pre-cooked loins	double cleaned	4.43	5.40 -	Europe CFR
		single cleaned		4.10	5.00 -		
		Skipjack - pre-cooked loins		3.85	4.70 -	Italy DDP	various origins
			Skipjack - cooked & cleaned loins - vacuum packed	double cleaned	3.53		
for direct consumption	Albacore - whole	> 12 kg/pc	6.00	7.32 -	Spain wholesale FOB	Atlantic	
		< 15	4.35	5.30 =			
		Yellowfin- H&G	< 25 kg/pc	2.95			3.60 =
			> 20	4.95			6.04 +
			25-50	4.75			5.79 *
			50-100	4.95			6.04 *
		Skipjack - cooked loins	single cleaned	3.40			4.15 +
		Bigeye - frozen loins		5.82			7.10
		Bigeye - H&G	< 25 kg/pc	2.90			3.54 +
			> 20	4.55			5.55 -
25-50	4.70		5.73 *				
50-100	4.85		5.91 *				
Yellowfin - whole	> 30	1.72	2.10 *	CFR	Yemen		



Fish Species Trade Name	Product Form	Grading	Price per kg		Reference & Area	Origin	
			As stated	EUR USD			
TUNA/BILLFISHES (cont.)						May 2021	
Swordfish/Espadon/ Pez espada <i>Xiphias gladius</i>	Fresh - whole	< 12 kg/pc	5.00	6.10 =	wholesale	Atlantic Ocean	
		> 25	25.00	30.49 -			
		average	18.00	21.95 +			
	Frozen - whole	< 12 kg/pc	3.50	4.27 =	FOB		
		> 25	14.00	17.07 =			
		average	9.50	11.59 =			
		< 10 kg/pc	4.48	5.46 +			
		10-30	5.75	7.01 +			
		30-50	5.98	7.29 +			
		50-70	5.98	7.29 +			
70-100	5.75	7.01 +					
100-150	5.25	6.40 -					
> 150	4.98	6.07 =					
Fresh- whole		10.50	12.80 =	France, wholesale			
Frozen- filet, vacuum		8.40	10.24		Spain		
Fresh - gutted		12.52	15.27 -	Italy FCA	Morocco		
Frozen - gutted		8.30	10.00 -				
SMALL PELAGICS						May 2021	
Mackerel/Maquereau/ Caballa <i>Scomber scombrus</i>	Fresh - whole		1.79	2.16 -	Italy CPT	France	
		Whole	Small	1.00	1.22 +	Spain wholesale	Spain
		Large	6.00	7.32 =			
	IQF Whole	Average	3.00	3.66 +			
		9-14 pc/kg	0.82	1.00	FOB		
		10-14	0.89	1.09			
		5-6	0.98	1.20 *			
2-3	1.47	1.79 +					
1-2	1.48	1.80 +					
Horse Mackerel/ Chincard/ Jurel <i>Trachurus spp</i>	Whole	> 24 cm/pc	1.23	1.50	Morocco FOB for European market	Morocco	
	Fresh	Small	0.60	0.73 =	Spain wholesale	Spain	
		Large	4.50	5.49 =			
		Average	1.80	2.20 -			
	IQF	2-3 pc/kg	1.19	1.45 +	FOB		
		3-4	1.23	1.50 *			
		3-5	1.21	1.48 *			
		4-6	1.13	1.38 *			
		5-7	1.10	1.34 *			
		6-10	1.04	1.27 *			
Block-frozen	8-10	0.97	1.18 *				
	10-15	1.09	1.33				
			1.05	1.28			
Herring/Hareng/Arenque <i>Clupeidae</i>	Fresh - fillets		3.72	4.54 +	Italy CPT	Denmark	
	Fresh - whole	> 300	RUB 72.50	0.81 0.98 +	Russian Fed. wholesale Vladivostok	Russia	
		70-100 g/pc		0.36	0.44	Poland FOB	Baltic
Sprat/Sprat/Espadin <i>Sprattus sprattus</i>	Fresh - whole		0.17	0.21			
Sardine/Sardine/ Sardina <i>Sardina pilchardus</i>	Fresh - whole		1.40	1.71 *	Italy CPT	Morocco	
	Block, whole	12-16 cm/pc	0.78	0.95 -	Spain FOB		
		20-24	0.78	0.95 -			
Fresh- whole		2.60	3.17 +	France- wholesale	France		
Anchovy/Anchois/ Boquerón <i>Engraulis encrasicolus</i>	Fresh		3.50	4.27 =			
	Frozen		3.83	4.67 -	Italy CPT	Europe	
	Fresh		2.40	2.93 -	Spain - wholesale	France	



Fish Species Trade Name	Product Form	Grading	Price per kg		Reference & Area	Origin	
			As stated	EUR USD			
CEPHALOPODS							
May 2021							
Squid/Encornet/Calamar <i>Loligo</i> spp.	Whole	S (< 18 cm)	6.60	8.05 =	Italy CIF	South Africa	
		M (18-25)	7.60	9.27 =			
		L (25-30)	8.50	10.37 =			
		XL (>30)	8.50	10.37 =			
		12-18 cm/pc > 18 cm	6.65	8.11 =			Spain CIF
	<i>Loligo vulgaris</i>	Fresh - whole	100-300 g/pc	12.25	14.94 *	Italy CIF	Croatia
			300-400	11.77	14.35 *		
			400-600	12.35	15.06 *		
	> 600		12.70	15.49 *			
	<i>Loligo gahi</i>	Whole, IWP	3P	8.25	10.06	Spain FOB	Morocco
2P			9.25	11.28			
25-30 cm/pc			9.49	11.57			
> 30			8.15	9.94			
Frozen		> 40	7.75	9.45	wholesale	Spain	
<i>Illex argentinus</i>	Whole	12-14 cm/pc	5.45	6.65	Spain FOB	Argentina	
		14-14	5.50	6.71			
		14-16	6.65	8.11			
<i>Illex illecebrosus</i>	Whole	18-22 cm/pc	3.45	4.21	wholesale	Falkland/Malvinas Islands	
		22-26	3.49	4.26			
	Whole, block frozen	1	5.20	6.34 +			
		2	5.20	6.34 +			
		3	5.20	6.34 +			
<i>Doryteuthis pealeii</i> <i>Doryteuthis opalescens</i> <i>Uroteuthis duvauceli</i>	Whole	4	5.20	6.34 +	FOB	Spain	
		15-20 cm/pc	1.65	2.01 =			
		1	5.50	6.71 +			wholesale
Octopus/Poulpe/Pulpo <i>Octopus vulgaris</i>	Whole - FAS	T1	7.89	9.62	Morocco FOB, for Spanish market	Morocco	
		T2	7.89	9.62			
		T3	7.89	9.62			
		T4	7.89	9.62			
		T5	7.78	9.49			
	Sushi slice	7 g/pc	9.63	11.75	Europe CFR	Indonesia	
		100% net weight	10.98	13.40			
		boiled cut	7.70	9.40			
	Flower type	1-2 kg/pc	3.69	4.50	Italy CPT	Italy	
		90% net weight	4.59	5.60			
	<i>Eledone moschata</i>	Fresh	1-2 kg/pc	10.90	13.29 -	FCA	Spain
			800-1400 g/pc	9.17	11.18 -		
			1400-1800	10.75	13.11 -		
			1800-3000	10.75	13.11 -		
			> 3000	10.75	13.11 -		
		Eviscerated	300-500 g/pc	4.47	5.45 =	CIF	Yemen
			500-1000	4.47	5.45 =		
			1000-2000	4.47	5.45 =		
			> 3000	4.47	5.45 =		
			Fresh	10.00	12.20 =		
Frozen		11.00	13.41 =				
	Fresh - whole	Mixed	4.43	5.40 +	Italy CPT	Croatia	
Frozen - whole	50-100 g/pc		10.00	12.20 *	CFR	Yemen	
			4.15	5.06			
			5.04	6.15			
			5.04	6.15			
			5.04	6.15			
			5.04	6.15			
			5.04	6.15			
			5.04	6.15			
			5.04	6.15			
			5.04	6.15			



Fish Species Trade Name	Product Form	Grading	Price per kg		Reference & Area	Origin	
			As stated	EUR USD			
CEPHALOPODS (cont.)						May 2021	
<i>Eledone cirrhosa</i>	Cleaned, block	100-150 g/pc	3.38	4.12 =	Spain FOB	Spain	
Cuttlefish/Seiche/ Sepia Sepia spp.	Frozen at land- whole block	100-200 g/pc	4.02	4.90	Viet Nam CIF	Yemen	
		200-300	4.02	4.90			
		>300	4.02	4.90			
	FAS- whole block	200-300 g/pc	3.89	4.75	Europe CIF		
		300-500	3.89	4.75			
		500-1000	3.89	4.75			
		1000- 2000	3.89	4.75			
	Whole	200- 300 g/pc	300- 500	2.46	3.00	Spain FOB	Morocco
			300- 500	2.91	3.55		
			500- 1000	3.11	3.80		
500-700 g/pc		600-800	4.89	5.96	Spain FOB		
		800-1000	4.15	5.06			
		2000-3500	3.78	4.61			
		3000-4000	4.19	5.11			
		4000-5000	4.19	5.11			
5000-6000	3.40	4.15 -	wholesale				
6000-6500	3.40	4.15 *					
6500-7000	3.40	4.15 *	Spain				
			8.50	10.37 =			
CRUSTACEANS						May 2021	
Whiteleg shrimp/ Crevette pattes blanches/Camarón patiblanco Penaeus vannamei	PD, chemical treatment 100% net weight treated with non-phosphate	31-40 pc/lb	8.11	9.90 -	Europe CFR	Indonesia	
		41-50	7.30	8.90 +			
		51-60	6.64	8.10 =			
		61-70	6.48	7.90 -			
		71-90	6.31	7.70 -			
		91-120	6.11	7.45 -			
	Defrosted frozen		6.48	7.90 +	Italy CIF	Ecuador	
frozen		6.48	7.90 +	Spain wholesale			
frozen, headless		5.10	6.22 *	USA CIF			
Argentine red shrimp/ Salicoque rouge d'Argentine/ Camarón langostín argentino Pleoticus muelleri	Head-on, shell-on	10-20 pc/kg	9.20	11.22 =	Spain EXW	Argentina	
		20-30	8.60	10.49 =			
		30-40	8.15	9.94 =			
		40-60	8.00	9.76 =			
	Headless	10-20 pc/kg	7.85	9.57	FOB		
		20-30	7.95	9.70 -			
		Whole	C1	9.55		11.65 +	Italy CPT
Peeled IQF	Whole	L2	9.55	11.65 +	FCA		
	Peeled IQF	20-40 pc/kg	9.55	11.65 +			
Giant tiger prawn/ Crevette géante tigrée/ Langostino tigre Penaeus monodon	Farmed, organic, cooked	20-30 pc/kg	26.00	31.71 =	France, wholesale	Madagascar	
		30-40	22.00	26.83 =			
	Farmed, cooked	40-50	18.00	21.95 =			
		40-50	16.50	20.12 +			
Norway lobster/ Langoustine/Cigala Nephrops norvegicus	Fresh - Whole, 4X1.5 kg	31-40	8.10	9.88	Spain DDP	Netherlands	
		41-50	8.52	10.39			
	Tails	40-60	13.35	16.28	CIF	Scotland	
		Whole	7-9 pc/kg	30.90			37.68 *
	Whole	10-15	18.55	22.62 +			
		16-20	14.10	17.20 +			
		21-30	10.75	13.11 +			
Tails	31-40	9.80	11.95 +				
	5-6	13.85	16.89				



Fish Species Trade Name	Product Form	Grading	Price per kg		Reference & Area	Origin	
			As stated	EUR USD			
CRUSTACEANS (cont.)						May 2021	
European lobster/ Homard européen/ Bogavante <i>Homarus gammarus</i>	Live - bulk	400-600 g/pc 600-800	41.50 41.50	50.61 = 50.61 =	France wholesale	Ireland	
American lobster/ homard américain/ langosta americana <i>Homarus americanus</i>	Fresh		22.75	27.74	Italy CPT	United States of America	
Scalloped spiny lobster/ Langouste festonnée/ Langosta festoneada <i>Panulirus homarus</i>	Whole	700-100 g/pc	7.09	8.65 *	Taiwan (Province of China) CIF, Italy CIF	Yemen	
100-200		11.19	13.65 +				
200-300		12.83	15.65 +				
> 300		13.65	16.65 +				
Arabian whip lobster/ Langouste fouet arabe/ Langosta de fusta arabica <i>Puerulus sewelli</i>		SS	9.84	12.00	Italy CIF		
		S	11.89	14.50			
		M	13.52	16.50			
		L	14.34	17.50			
Edible crab/Tourteau/ Buey de mar <i>Cancer pagurus</i>	Live, bulk	T2 (13-16 cm) 500-700g/pc >1 kg	4.85 7.50 8.80	5.91 9.15 10.73	France Auction	France	
Spinous spider crab/ Araignée européenne/ Centolla europea/ <i>Maja squinado</i>	Fresh - female		5.15	6.28 -	Italy CPT	UK	
	male		4.15	5.06 -			
	female		4.90	5.98			France
	male		5.50	6.71			
	Fresh-female	small	2.87	3.50			
	male	small	3.30	4.02			
BIVALVES						May 2021	
Oyster/Huître/Ostra <i>Crassostrea gigas</i> <i>Ostrea edulis</i>	Live	60-100 g/pc	13.75	16.77 +	Spain CIF	Netherlands	
		80-95 g/pc	21.72	26.49 +			
		95-110	19.04	23.22 -			
		110-130	17.92	21.85 -			
			G2	82.00	100.00 =	France wholesale	France
		M3	92.00	112.20 =			
Mussel/Moule/Mejillón <i>Mytilus edulis</i> <i>Mytilus galloprovincialis</i>	Live - Bottom mussel	Bulk	2.10	2.56 =		Netherlands	
			1.80	2.20 =		Spain/Italy	
	Live - Rope	60-80 pc/kg	2.00	2.44 =		France	
	Live		4.56	5.56	retail		
	Vaccum packed	30-40 pc/kg	1.00	1.22 -	Spain FOB	Spain/Italy	
	Live		1.20	1.46 +	wholesale		
	Frozen		2.90	3.54 +			
	Fresh - whole		1.95	2.38 -	Italy CPT	Italy	
	Fresh- in skin		1.95	2.38 +	FCA		
	IQF - shell-off, 7% glaze	200-300 pc/kg	3.65	4.45 =	CIF	Chile	
	Frozen		5.00	6.10 *	CPT		
	Mussel meat		2.39	2.91 =	Spain CIF		
	Whole, vaccum packed		1.76	2.15 +			
	Half shell		3.19	3.89 -			



Fish Species Trade Name	Product Form	Grading	Price per kg		Reference & Area	Origin		
			As stated	EUR USD				
BIVALVES (cont.)						May 2021		
Razor shell/Couteau/ Navajas - <i>Solenidae</i>	Fresh	S	7.90	9.63 =	Spain CIF	Ireland		
		M	8.60	10.49				
		L	12.15	14.82				
	Live	10-12 cm/pc	3.70	4.51 -		wholesale	Netherlands	
			5.20	6.34			Europe	
Live		6.00	7.32	France wholesale	Imported			
Great Atlantic scallop/ Coquille-St- Jacques/ Vieira <i>Pecten maximus</i>	Fresh whole shell, roe-on		4.10	5.00 =				
	Fresh whole shell, roe-off		3.90	4.76 =				
	Fresh, meat, roe-on		27.00	32.93 =				
	Fresh, meat, roe-off		26.00	31.71 =				
	Frozen, meat, roe-on		28.00	34.15 =				
	Frozen, meat, roe-off		27.50	33.54 =				
	Live		7.01	8.55 -			Italy CPT	Italy
Japanese carpet shell/ Palourde japonaise/ Almeja japonesa <i>Ruditapes philippinarum</i>	Live		10.01	12.21 +				
SALMON						May 2021		
Atlantic salmon/ Saumon de l'Atlantique/ Salmón del Atlántico <i>Salmo salar</i>	Fresh - gutted, head-on	2-3 kg/pc	6.90	8.41 =	France wholesale	Norway		
		3-4	7.20	8.78 =				
		4-5	7.70	9.39 +				
		5-6	7.90	9.63 +				
		6-7	8.00	9.76 +				
		2-3 kg/pc	7.20	8.78 =		Scotland		
		2-3	9.20	11.22 =				
		Smoked - Fillet, vacuum reconstituted sides	1-2 kg/pc	31.00			37.80 =	
		Fresh - Fillet	3-4 kg/pc	10.40			12.68 -	Norway
		Smoked - Fillet, vacuum reconstituted sides	1-2 kg/pc	32.00			39.02 =	
	Fresh - gutted, head-on	1-2 kg/pc	NOK 47.05	4.69 5.72 -	Norway FOB			
		2-3	NOK 55.86	5.56 6.79 -				
		3-4	NOK 62.83	6.26 7.63 -				
		4-5	NOK 66.06	6.58 8.03 -				
		5-6	NOK 68.67	6.84 8.34 +				
		6-7	NOK 70.81	7.05 8.60 +				
		7-8	NOK 69.17	6.89 8.40 +				
		8-9	NOK 64.50	6.42 7.84 +				
	> 9	NOK 64.50	6.42 7.84 +					
	Fresh	3-4 kg/pc	9.00	10.98 =	Spain CFR	Scotland		
		4-5	11.10	13.54 =				
		5-6	11.10	13.54 =				
		6-7	11.10	13.54 =				
Fresh fillet			13.00	15.85	wholesale	Norway		
Fresh			8.00	9.76				
Frozen			5.40	6.59				
gutted, head-on		4-5 kg/pc	6.90	8.41 =	Tunisia CFR			
IQF - salmon slices			9.73	11.87	Europe CFR			
Fresh - salmon cubes 8x8x8			9.73	11.87				
Fresh - Whole - Superior		4.86	5.93	Italy DDP	Norway			
Fresh	3-4 kg/pc	9.00	10.98	Spain CIF	Scotland			
	4-5	11.10	13.54					
	5-6	11.10	13.54					
	6-7	11.10	13.54					
	Fresh- Whole		4.86			5.93	Italy DDP	Denmark
IQF portion, 10% glazing	100-150 g/pc	10.15	12.38 =					
Sockeye salmon Salmon rouge Salmón rojo <i>Oncorhynchus nerka</i>	Frozen - Whole		18.47	22.52	CPT	United States of America		
TROUT						May 2021		
Rainbow trout/ Truite arc-en-ciel/ Trucha arco iris <i>Oncorhynchus mykiss</i>	Fresh- whole		6.20	7.56	France wholesale	France		
	Fillet		8.20	10.00				
	Fillet, smoked		28.00	34.15				
	Whole, gutted, bulk		11.92	14.54			Retail	
	Fresh - whole		4.50	5.49			Spain wholesale	Spain



Fish Species Trade Name	Product Form	Grading	Price per kg		Reference & Area	Origin
			As stated	EUR USD		
FRESHWATER FISH						May 2021
Arctic char/omble-chevalier/ Trucha alpina <i>Salvelinus alpinus</i>	Fresh- whole		10.00	12.20	France wholesale	Europe
Channel catfish/ poisson-chat de rivière bagre de canal <i>Ictalurus punctatus</i>					USA CFR	China
Nile perch/Perche du Nil/Perca del Nilo <i>Lates niloticus</i>	Fillet - skinless	300-500 g/pc	4.51	5.50	Europe CFR	Uganda
	Interleaved, 100% net weight	500-1000	5.29	6.45		
	Fresh whole	200-400 g/pc	3.90	4.76	Italy FCA	Tanzania
	Fresh - fillets		6.25	7.62	CPT	
	Frozen - fillets		5.40	6.59 *	Spain wholesale	
Pike perch/Sandre/ - Lucioperca <i>Sander lucioperca</i>	Fillet - skinless, PBI, IWP	500-1000 g/pc	5.29	6.45	CFR	Europe
	Fresh- whole	Average size	9.50	11.59 -	France wholesale	
	Fillet		12.20	14.88 =		
	Fresh- whole	2-3 kg	13.50	16.46 -		
Nile Tilapia/Tilapia du Nil/Tilapia del Nilo <i>Oreochromis niloticus</i>	Fillet - skinless, IQF, PBO non-treated, 10% glaze	5-7 oz/pc	3.28	4.00	Spain CFR	China
Black tilapia/Tilapia noir/ Tilapia negra <i>Oreochromis placidus</i>	Fillet	4-5 oz/pc	3.89	4.75 *	Europe CIF	Viet Nam
Pangasius <i>Pangasius hypophthalmus</i>	Fillet, thawed		4.24	5.17 +	Italy CIF	
			4.90	5.98 =	Spain wholesale	
NON-TRADITIONAL SPECIES						May 2021
Sturgeon/Sturgeon/ Esturione <i>Acipenseridae</i>	Frozen - Whole	1.5-2 kg/pc	6.50	7.93 =	France CIF	France
	Gutted	5-7 kg/pc	7.50	9.15 =		
	Fillets	200-300 g/pc	15.00	18.29 =		
		800-1000	15.00	18.29 =		
	Caviar (Aquitaine) metal boxes		#####	1,159 -		
European eel/ Anguille d'Europe/ Anguilla europea <i>Anguilla anguilla</i>	Smoked	Medium	48.00	58.54	wholesale	Europe
	Fresh		9.00	10.98	Italy CPT	
Dusky grouper Mérrou noir/Mero moreno <i>Epinephelus marginatus</i>	H&G	3-5 kg/pc	5.57	6.80	Europe CIF	Yemen
	IWP, gutted	> 3 kg/pc	4.43	5.40		
	Fresh - whole		10.90	13.29	Italy CPT	Senegal
White grouper/ Merou blanc/Cherna de ley <i>Epinephelus aeneus</i>	Fresh - whole		9.09	11.09		
Mahi mahi/Dorado/ Dorado <i>Coryphaena hippurus</i>	Gutted, skinless		2.42	2.95 =	Europe CIF	Mozambique
Blue shark/ Peau bleue/Tiburón azul <i>Prionace glauca</i>	H&G, skin-on	< 4 kg/pc	1.10	1.34 +	Spain FOB	Spain
		4-7	1.10	1.34 +		
		7-12	1.29	1.57 +		
		12-20	1.34	1.63 +		
		> 20	1.25	1.52 -		
	H&G, skinless	< 4 kg/pc	1.45	1.77 =		
		4-7	1.45	1.77 =		
		7-12	1.68	2.05 +		
		12-20	1.73	2.11 +		
		> 20	1.55	1.89 +		
Crimson jobfish Colas fil/Panchito hebra. <i>Pristipomoides filamentosus</i>	Whole, gutted	2- 3 kg/pc	2.62	3.20	France CIF	Yemen
		3- 5	2.87	3.50		
		5- 10	2.87	3.50		
Spangled emperor/ Empereur moris/ Emperador relámpago <i>Lethrinus nebulosus</i>	Whole, gutted	1-2 kg/pc	2.70	3.30	Italy CIF	
		2.3	2.70	3.30		
Common dolphinfish (Mahi Mahi)/ Coryphène commune/ Lampuga <i>Coryphaena hippurus</i>	Whole, gutted	2-3 kg/pc	0.98	1.20		
		3- 5	1.07	1.30		
		5-10	1.23	1.50		



Fish Species Trade Name	Product Form	Grading	Price per kg		Reference & Area	Origin
			As stated	EUR USD		
SEABASS/SEABREAM/ MEAGRE						May 2021
Seabass/Bar, Loup/Lubina <i>Dicentrarchus labrax</i>	Fresh - whole farmed	200-300 g/pc	3.20	3.90 =	Greece FOB	Greece
		300-450	4.10	5.00 =		
		450-600	4.60	5.61 =		
		600-800	5.80	7.07 =		
		800-1000	6.50	7.93 =		
		> 1000	8.50	10.37 =		
		200-300 g/pc	3.40	4.15 =	Italy CIF	
		300-450	4.30	5.24 =		
		450-600	4.80	5.85 =		
		600-800	6.00	7.32 =		
		800-1000	6.70	8.17 =		
		> 1000	8.70	10.61 =		
	200-300 g/pc	3.45	4.21 =	France CIF		
	300-450	4.35	5.30 =			
	450-600	4.85	5.91 =			
	600-800	6.05	7.38 =			
	800-1000	6.75	8.23 =			
	> 1000	8.75	10.67 =			
	200-300 g/pc	3.44	4.20 =	Spain CIF		
	300-450	4.34	5.29 =			
	450-600	4.84	5.90 =			
	600-800	6.04	7.37 =			
	800-1000	6.74	8.22 =			
	> 1000	8.74	10.66 =			
	200-300 g/pc	3.47	4.23 =	Germany CIF		
	300-450	4.37	5.33 =			
450-600	4.87	5.94 =				
600-800	6.07	7.40 =				
800-1000	6.77	8.26 =				
> 1000	8.77	10.70 =				
Fresh - whole farmed	200-300 g/pc	300-450	3.45	4.21 =	Portugal CIF	
		450-600	4.35	5.30 =		
		600-800	4.85	5.91 =		
		800-1000	6.05	7.38 =		
		> 1000	6.75	8.23 =		
		8.75	10.67 =			
	200-300 g/pc	300-450	3.63	4.43 =	UK CIF	
		450-600	4.53	5.52 =		
		600-800	5.03	6.13 =		
		800-1000	6.23	7.60 =		
		> 1000	6.93	8.45 =		
		8.93	10.89 =			
Fresh - whole - wild	500-1000 g/pc	20.70	25.24 -	Spain CFR	France	
	1000-2000	23.30	28.41 -			
	2000-3000	24.40	29.76 -			
	3000-4000	24.40	29.76 -			
Fresh - whole - wild Mediterranean Fresh - whole, farmed Farmed Farmed - fillets Farmed - Orbetello farmed	600-800 g/pc	800-1000	10.13	12.35	Italy CPT	Greece
		200-300 g/pc	2.80	3.41 *		
		300-400	3.83	4.67 *		
		400-600	3.95	4.82 *		
		600-800	4.34	5.29 *		
		800-1000	5.43	6.62 *		
	300-400 g/pc	800-1000	5.64	6.88 *	Croazia	
		10.42	12.71 *			
	Farmed	1000-1500	7.47	9.11 *	Italy	
		1500-2000	8.70	10.61 *		
	Farmed - fillets	70-100 g/pc	8.83	10.77 *	FCA	
		100-140	9.10	11.10 *		
		140-180	9.33	11.38 *		
	Farmed - Orbetello	> 1000 g/pc	12.40	15.12 -	CIF	Greece
		> 2000	12.73	15.52 -		
		Large	10.70	12.89 =		
	Medium	9.70	11.69 =			
		Small	7.60	9.16 *		
200-300 g/pc		2.98	3.63 +			
300-400		4.49	5.48 +			
400-600	4.55	5.55 -				
600-800	4.68	5.71 -				
800-1000	6.91	8.43 -				



Fish Species Trade Name	Product Form	Grading	Price per kg		Reference & Area	Origin
			As stated	EUR USD		
SEABASS/SEABREAM/ MEAGRE (cont.)						May 2021
Gilthead seabream/ Dorade royale/Dorada <i>Sparus aurata</i>	Fresh - whole farmed	200-300 g/pc	3.80	4.63 =	Greece FOB	Greece
		300-450	4.20	5.12 =		
		450-600	4.20	5.12 =		
		600-800	4.80	5.85 =		
		800-1000	6.50	7.93 =		
		> 1000	8.50	10.37 =	Italy CIF	
		200-300 g/pc	4.00	4.88 =		
		300-450	4.40	5.37 =		
		450-600	4.40	5.37 =		
		600-800	5.00	6.10 =		
		800-1000	6.70	8.17 =	France CIF	
		> 1000	8.70	10.61 =		
		200-300 g/pc	4.05	4.94 =		
		300-450	4.45	5.43 =		
		450-600	4.45	5.43 =		
		600-800	5.05	6.16 =	Spain CIF	
		800-1000	6.75	8.23 =		
		> 1000	8.75	10.67 =		
		200-300 g/pc	4.04	4.93 =		
	300-450	4.44	5.41 =			
450-600	4.44	5.41 =	Germany CIF			
600-800	5.04	6.15 =				
800-1000	6.74	8.22 =				
> 1000	8.74	10.66 =				
200-300 g/pc	4.07	4.96 =		Portugal CIF		
300-450	4.47	5.45 =				
450-600	4.47	5.45 =				
600-800	5.07	6.18 =				
800-1000	6.77	8.26 =				
> 1000	8.77	10.70 =	UK CIF			
200-300 g/pc	4.05	4.94 =				
300-450	4.45	5.43 =				
450-600	4.45	5.43 =				
600-800	5.05	6.16 =				
800-1000	6.75	8.23 =	Spain CIF			
> 1000	8.75	10.67 =				
200-300 g/pc	4.23	5.16 =				
300-450	4.63	5.65 =				
450-600	4.63	5.65 =				
600-800	5.23	6.38 =	Italy FCA			
800-1000	6.93	8.45 =				
> 1000	8.93	10.89 =				
wild	500-1000 g/pc	24.40		29.76 *		
	1000-2000	19.80		24.15 *		
	3000-4000	16.40	20.00 *			
wild	300-500 g/pc	9.90	12.07 *	CIF	Morocco	
	600-800 g/pc	10.25	12.50 +			
	800-1000	10.25	12.50 +			
	1000-2000	10.50	12.80 +			
	> 2000	6.34	7.73 +			
farmed	200-300 g/pc	2.91	3.55	CPT	Greece	
	300-400	4.33	5.28 -			
	400-600	4.57	5.57			
wild	300-500 g/pc	10.25	12.50	CIF	Morocco	
	600-800	10.25	12.50			
	800-1000	10.25	12.50			
	1000-2000	10.50	12.80			
Fresh - farmed	400-600 g/pc	6.34	7.73 *	CIF	Croatia	
	600-800	7.03	8.57 *			
farmed Orbetello	Large	10.70	13.05 =	FCA	Italy	
	Medium	9.70	11.83 =			
	1-2 kg/pc	12.23	14.91 -			



Fish Species Trade Name	Product Form	Grading	Price per kg		Reference & Area	Origin
			As stated	EUR USD		
SEABASS/SEABREAM/ MEAGRE (cont.)						May 2021
White seabream/Sar/Sargo <i>Diplodus sargus</i>	Fresh		6.20	7.56	Italy CPT	Senegal
		300-500 g/pc	7.18	8.76		Spain
Japanese threadfin bream/ Cohana japonaise/ Baga japonesa <i>Nemipterus japonicus</i>	Whole	100-200 g/pc	1.60	1.95	Vietnam CIF	Yemen
		200- 300	1.84	2.25		
		300- 500	1.84	2.25		
	Whole, frozen at sea, block	100- 200 g/pc	2.26	2.76	USA CIF	
		> 200	2.59	3.16		
Santer seabream/ Denté nufar/Dentón nufar <i>Cheilimerius nufar</i>		500-1000 g/pc	6.96	8.49	Italy CPT	Oman
		1000-2000	6.96	8.49		
Meagre/Maigre commun/Corvina <i>Argyrosomus regius</i>	Fresh - Whole	500-1000 g/pc	5.30	6.46	Italy FCA	Greece
	farmed	1000-2000	4.97	6.06		
		> 2000	5.18	6.32		
		> 3000	5.50	6.71		
		> 2000 g/pc	4.95	6.04	CIF	
	wild	600-800 g/pc	6.30	7.68	CPT	Egypt
		800-1000	6.00	7.32		
		1000-2000	6.24	7.61		
		2000-4000	6.40	7.80		
		4000-6000	7.80	9.51		
		5-10 kg	7.30	8.90		
		10-15kg	8.50	10.37		
	Fresh- whole, wild	> 1000 g/pc	9.80	11.95 =	France wholesale	France



The European Fish Price Report is a monthly GLOBEFISH publication.
This issue was prepared by Helga Josupeit and Felix Dent.

PRICE REFERENCE (INCOTERMS 2010)

CFR	Cost and Freight
CIF	Cost, Insurance and Freight
CIP	Carriage and Insurance Paid To
CPT	Carriage Paid To
DAT	Delivered at Terminal
DAP	Delivered at Place
DDP	Delivered Duty Paid
EXW	Ex Works
FCA	Free Carrier
FAS	Free Alongside Ship
FOB	Free on Board

PRODUCT FORM

C&P	Cooked and Peeled
FAS	Frozen at Sea
H&G	Headed and Gutted
HOG	Head on Gutted (salmon)
IQF	Individually Quick Frozen
IWP	Individually Wrapped Pack
PBI	Pinbone In
PBO	Pinbone Off
PD	Peeled and Deveined
PTO	Peeled Tail On
PUD	Peeled, Undeveined

CURRENCY RATES

		US\$	EUR
Canada	CAD	1.20	1.47
Hungary	HUF	287.00	351.00
Norway	NOK	8.23	10.04
USA	USD		1.22
EU	EUR	0.82	
Denmark	DKK	6.09	7.44
Russia	RUR	73.70	89.94

Exchange Rates 18.5.2021

SYMBOLS

- + Price increased in original currency since last report
- Price decreased in original currency since last report
- = Updated but unchanged price
- * New insertion
- Not updated since last issue

**GLOBEFISH Market Reports are available from the GLOBEFISH web site:
www.fao.org/in-action/globefish**



Food and Agriculture
Organization of the
United Nations

EUROPEAN PRICE REPORT

GLOBEFISH

Trade and Market Team (NFIMT)

Fisheries Division

Food and Agriculture Organization of the United Nations

Viale delle Terme di Caracalla


00153 Rome, Italy

globefish@fao.org

www.globefish.org



#FAOfish



GLOBEFISH
