



Food and Agriculture
Organization of the
United Nations

EUROPEAN PRICE REPORT



Latest trends

The fourth wave of COVID-19 is currently hitting Europe, particularly in the northern part of the continent. The enthusiasm that characterized the summer months, leading to strong demand growth, has been somewhat dampened. In many countries there is still uncertainty as to whether the Christmas festivities will again take place under lockdown, or if people will be free to move around and visit restaurants and ski resorts. Despite this shift in the market sentiment, demand for seafood is strong and prices continue to rise. This is especially true for wild-caught species, for which the cost of fuel has an significant impact on operational costs.

The exceptionally high shipping rates and logistical delays associated with a worldwide container shortage, new border procedures and port backlogs are negatively impacting international trade. In Europe, a renewed consumer focus on buying locally is impacting the seafood trade and leading to high prices for locally produced fishery products.

GROUNDFISH

Since the beginning of the year, 300 000 tonnes of cod have been harvested in the Barents Sea by the Russian fleet (leaving a remaining quota balance of 25.2 percent) and 82 200 tonnes of haddock (leaving a remaining quota balance of 37.7 percent). As of the same date last year, 278 300 tonnes of cod and 71 000 tonnes of haddock had been caught.

November 2021
11/2021

Index for prices

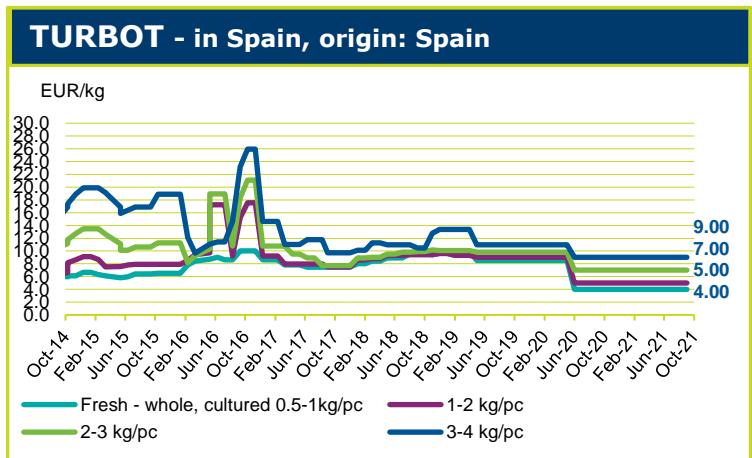
Groundfish	8
Flatfish	10
Tuna	11
Small Pelagics	11
Cephalopods	12
Crustaceans	14
Bivalves	15
Salmon	16
Trout	17
Freshwater fish	17
Non Traditional Species	17
Seabass-Seabream-Meagre	18

The European Fish Price Report, based on information supplied by industry correspondents, aims to provide guidance on broad price trends. Price information is indicative and should be used only for forecasting medium- and long-term trends. FAO is not responsible for any errors or omissions.

GROUND FISH (cont.)

Norway has lost the Marine Stewardship Council (MSC) certification for its inshore cod fishery, which has translated into reduced demand for this product in certain markets. So far, there have been no serious consequences, but exporters fear that the worst is yet to come. Any fish caught within the 12 nautical mile Norwegian zone will now have to be shipped without the MSC logo, and this may cause problems in some environmentally conscious markets. In the cod sector, there are disputes between Norway and the European Union regarding quota allocations in the Svalbard zone. There may be cuts in the cod quota for next year.

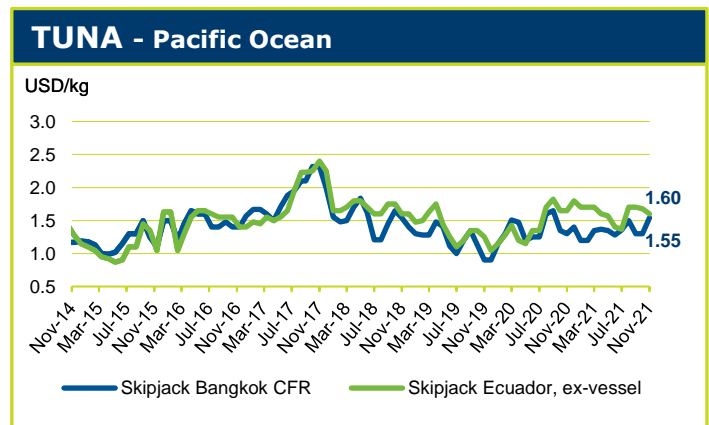
Consumption of wet-salted cod fillets from frozen raw material (*Gadus macrocephalus*), and wet-salted cod fillets (*Gadus morhua*) from fresh raw material of Faroese and Icelandic origin is increasing in Italy. A further increase in prices has been driven both by the post-lockdown economic rebound and by the arrival of the colder months of the year, which is the time of peak consumption. There are still significant delays in deliveries and, consequently, serious shortages of these products in the main southern European markets due to the continuing logistical issues on most routes. This combination of low supply and high demand has seen prices increase by EUR 0.20/kg, which is a significant increase relative to historical norms.



TUNA - BILLFISHES

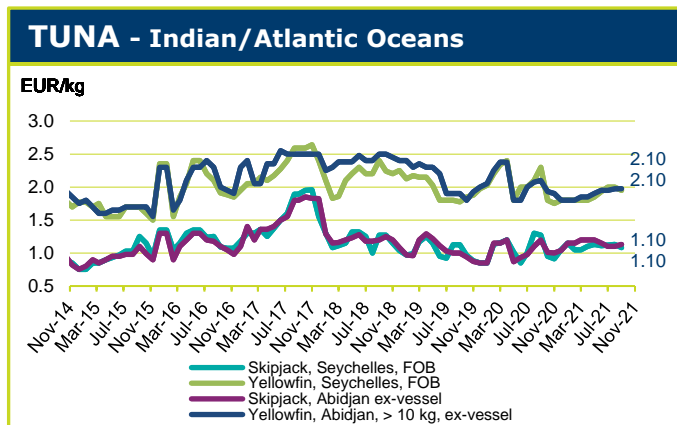
Fishing in the Western and Central Pacific remains poor and there have been few carrier arrivals to Thailand. Thai canneries continue to operate at reduced production capacity due to labour shortages. As a result of the limited raw material supply, skipjack prices have increased sharply.

As more fishing boats in the Indian Ocean are tying up due to exhaustion of the yellowfin quota, local landings have fallen considerably. For the vessels that are still out fishing, catches are reported to be



moderate. Skipjack prices have rebounded on the back of the reduced landings, while yellowfin prices remain stable.

There is no change in the situation in the Atlantic Ocean. Fishing remains spotty while raw material inventories at local canneries remain at moderate levels. Following the price trend in the Indian Ocean, both skipjack and yellowfin prices have increased.



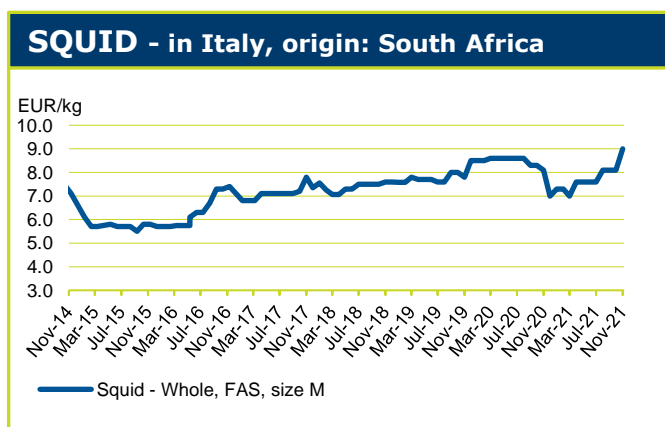
The second 72-day IATTC 'veda' started on 9 November. About 51 percent of the Eastern Pacific Ocean fleet has opted to tie up during this period. Catches are reported to be moderate for the vessels that are still out fishing. Due to an increase in local landings by fishing vessels coming into port to unload their catches before tying up, skipjack prices have fallen to USD 1 600 per tonne, Manta. Thus, for the first time in two years, Ecuadorian skipjack prices are converging with those reported for Bangkok. Yellowfin prices have increased slightly.

Reflecting the price increases in the Indian and Atlantic Oceans, European prices for skipjack and yellowfin have risen to EUR 1 300 and EUR 2 300, CFR Spain, respectively. The market price for cooked, single cleaned skipjack loins has also increased to EUR 4 350, DDP Spain.

CEPHALOPODS

The first squid season in the Southwest Atlantic closed in June with good results. The total catch was estimated at 580 000 tonnes, the highest catch since 2015. A major proportion of this squid is sent to Europe, particularly to the largest market, Spain.

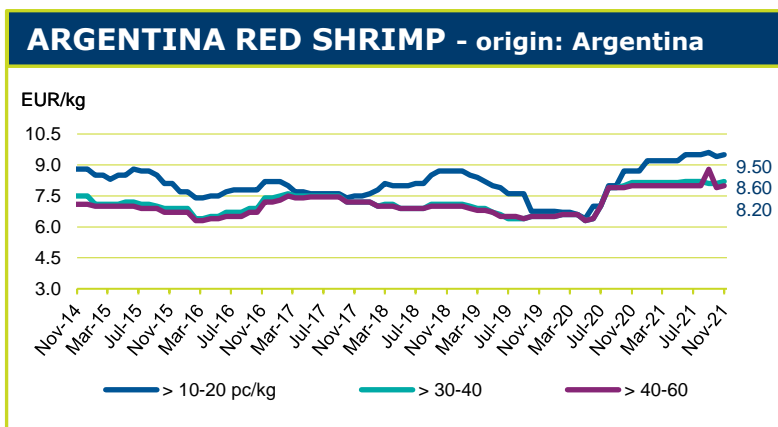
Under normal circumstances, the close season ends on 23 November in South Africa. But this year there has been a reallocation of fishing rights, and formal advice as to the start of the season is still pending. Demand for squid from South Africa remains strong, and prices have increased by 10 percent within two months. For octopus, more plentiful supplies are causing prices to level off after months of continuous increases.



The impact of the cancellation of the fishing agreements between the European Union and Morocco on supplies of octopus and squid remains to be seen.

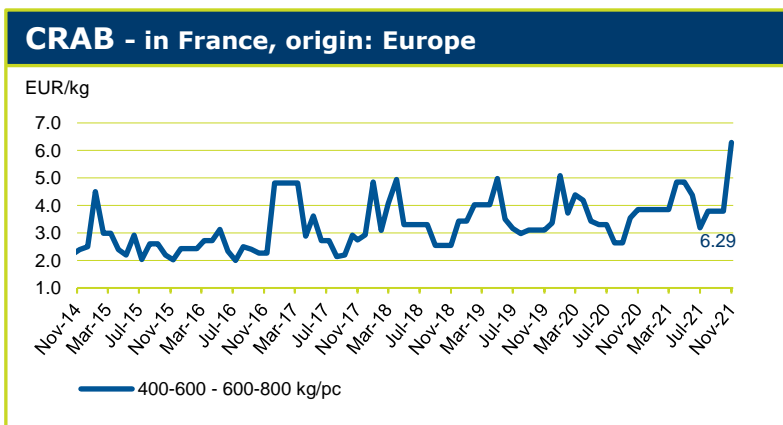
CRUSTACEANS

Steady retail demand and the reopening of the foodservice sector in European Union have kept the international shrimp market strong during the second and third quarter of 2021. Christmas demand is expected to be very strong. Argentine shrimp is in its off season at present, and inventories are minimal. Prices of all sizes increased by USD 0.10 per kg between October and November.



Trap fishing for red king crab in the Russian waters of the Barents Sea by 17 Russian trawlers (12 from Murmansk, one from Saint Petersburg and three from the Russian Far East) produced 4 756 tonnes in October. Since the beginning of the season, cumulative catches have come to 11 389 tonnes versus the TAC of 10 940 tonnes, thus exceeding somehow the TAC. Over the first 10 months of 2020, catches totalled 9 880 tonnes.

Crab and lobster sales are benefiting from the reopening of full-service restaurants. Crab prices remain relatively firm demonstrating good demand compared to available supply. Reopening of full service restaurants and demand from cooking factories to build end of years stocks will keep prices at a relatively high level. Landings are reported to be poorer than previous years thus maintaining higher prices.

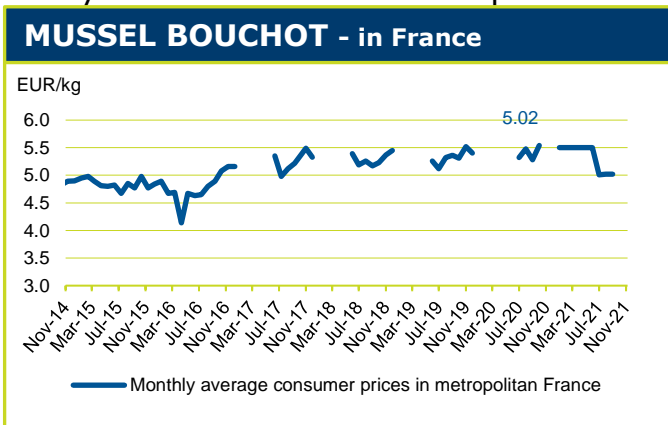


Prices are well above last year's levels also for lobster, and the supply-demand tension should persist as processors and live lobster tanks build stocks for end-of-year sales.

BIVALVES

Demand for festive seafood such as bivalves and crustaceans is good in France, as restaurants continue to operate despite the fourth wave of COVID-19. However, there is some tension on the supply side, with reduced production and lower landings leading to firm prices as we approach year end.

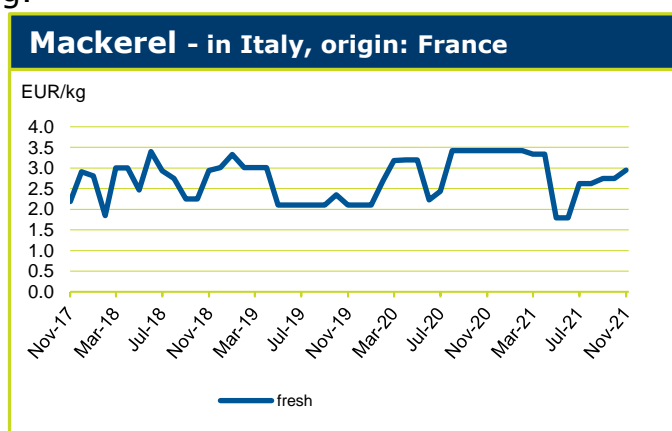
The Baie du Mont-Saint-Michel AOP season opened on 23 July and typically lasts until early January depending on quality criteria. The Dutch mussel season is also at peak, but the French market is still largely dominated by bouchot mussels and rope mussels. An exceptionally cool and cloudy summer with lower levels of luminosity has led to slower growth rates and possible tightening of shellfish supply, especially the larger oyster grades, towards the end of the year. The larger number 2 size will be scarce and the number 3 only in limited supply. As a result, prices are expected to be higher than last year.



SMALL PELAGICS

In the southeast part of the Baltic Sea and in the Gulf of Finland, Russian vessels harvested 36 000 tonnes of sprat and 18 400 tonnes of herring since the beginning of the year. As of late October 2020, the total catch in the same area amounted to 40 100 tonnes of sprat and 18 900 tonnes of herring.

Meanwhile, fishery conditions in the Norwegian EEZ were fairly good. The total catch in October amounted to 36 900 tonnes of mostly herring (99 percent) with a 1 percent bycatch of blue whiting. Cumulative catches since the beginning of the year totalled 37 900 tonnes versus the Russian quota of 84 100 tonnes. Last year's equivalent figure was 42 800 tonnes.

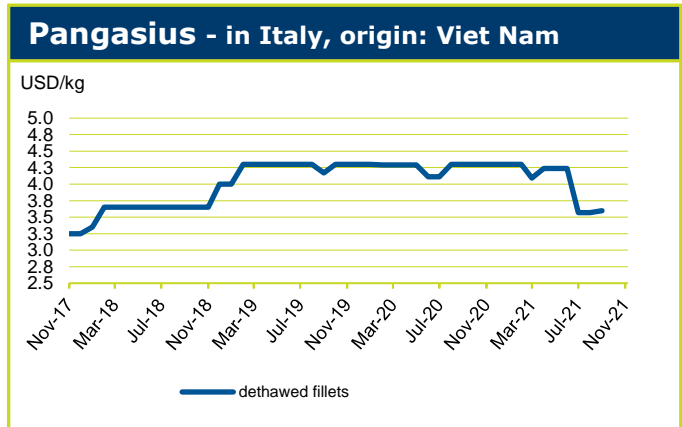


Since the beginning of the season, 120 700 tonnes of mackerel have been caught in the open waters of the Norwegian Sea (out of a Russian quota of 122 400 tonnes). The corresponding mackerel catch last year amounted to 117 000 tonnes.

FRESHWATER

The European Union pangasius market is fully dependent on imported product. Currently, pangasius accounts for 1 to 2 percent of total fish and seafood consumption in Europe. In general, the consumption of pangasius in Europe has fluctuated around 160 000 tonnes since 2017. Viet Nam is by far the main supplier of this product. Spain was once the main market, but consumer interest has steadily evaporated.

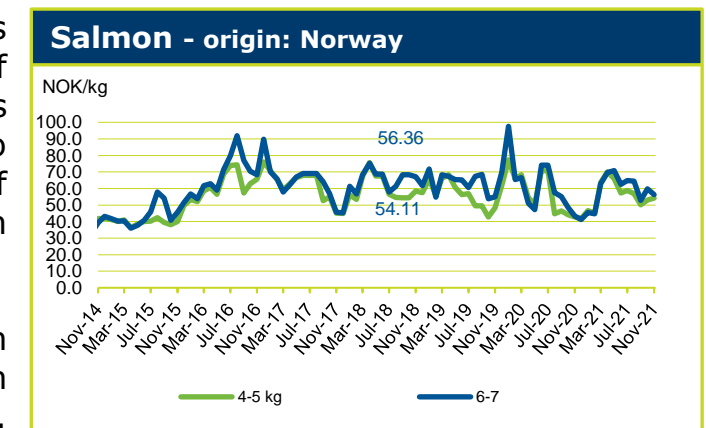
Eel is a traditional product for Christmas dinner in Italy and in Germany. Prices of eel are high, and likely to rise further in the coming weeks. Carp is a traditional Christmas dish in Central Europe, with Germany, Czech Republic and Hungary as the main markets. The younger generations, however, are not so interested in this traditional fish.



SALMON

European prices for farmed Atlantic salmon remain at relatively high levels in November, conforming to expectations of a tight market balance as end-of-year demand kicks in.

In Norway, the NASDAQ salmon index was holding steady at NOK 54.29 per kg as of week 44, approximately on par with 4 weeks prior. Globally, supply has tightened due to reduced Chilean harvests in the second half of the year, and the situation has been worsened by continuing logistical issues.



Containers are difficult to find, affecting both sea and land transportation, while space on air routes is also reported to be very limited.

Nevertheless, Norwegian salmon exporters have still been able to achieve impressive results, according to the most recent reports from the Norwegian Seafood Council (NSC). NSC figures for October put the month total at 118 334 tonnes worth NOK 7.4 billion, a drop in volume of 1 percent but an increase in value of 14 percent compared with the same month last year. The NSC points to a resurgence in demand in France, the top consumer market in Europe, as one of the main drivers behind this improved performance. More broadly, the combination of reopening restaurants and the persistence of new sources of demand created during the pandemic is translating into strong worldwide demand. In Scotland, salmon traders are reporting the highest prices of the year, with 3-6 kg fresh, head-on-gutted farmed Atlantic salmon selling for GBP 6.60 per kg (DAP) in week 46. This is significantly higher than the same week last year. This spike also represents something of a divergence from Norwegian price trends, which is unusual as typically prices from both origins are quite closely correlated.

The most recent forecasts for global salmon production next year suggest that Chilean output will bounce back sharply from current lows, while license-constrained Norwegian growth is expected to be low at around 2 percent. Meanwhile, the UK salmon sector

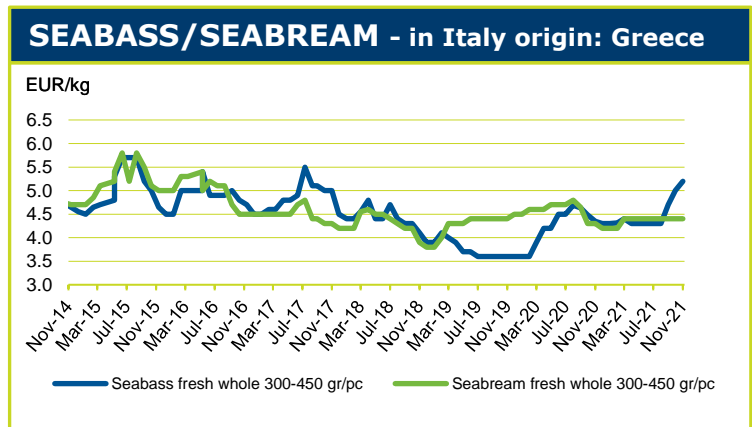
should see a decrease in harvests of around 2 percent. Overall, the additional supplies should be easily absorbed by a resurgent market without too much of a price impact. Forward prices at Fish Pool reflect this positive outlook, as of mid-November, with forward contracts for December closing at NOK 63 per kg and Q1 2022 contracts closing at NOK 66 per kg.

TROUT

The European farmed trout market, concentrated in the Eastern part of the continent, is benefitting from the same positive market trends as salmon. Trout is considerably scarcer this year, and prices are well up year-on-year. As of week 44, prices for fresh, head-on-gutted farmed trout out of Norway averaged NOK 59.08 per kg, 21 percent higher than the same week last year. According to the NSC, higher prices contributed to an 8 percent increase in Norway's trout export revenues in October compared with the same month last year, to NOK 397 million. Volume dropped by 11 percent to 6 210 tonnes over the same timeframe.

SEABASS SEABREAM

As we near the end of the year, we are entering what is traditionally a slow period for the European bass and bream market. This year, however, the dynamics are somewhat different, after the renewed focus on retail that has accompanied the pandemic restrictions. Like other seafood industry players, farmed bass and bream companies have invested substantial effort in pivoting towards retail and reducing dependence on seasonal restaurant sales. This newly revitalized source of demand may be what is lifting bass prices as we draw closer to the festive period.



In Italy, November prices for 300-450 g fresh whole bass of Greek origin rose to EUR 5.20 per kg, their highest level in more than 4 years. Similarly, at Mercamadrid, wholesale prices for both bass and bream of sizes below 1 kg have been trending upwards.



Fish Species Trade Name	Product Form	Grading	Price per kg		Reference & Area	Origin
			As stated	EUR USD		
GROUND FISH						
						November 2021
Cod/Cabillaud, Morue/ Bacalao <i>Gadus morhua</i>	Fresh gutted			N.Q.	Poland FOB	Baltic Sea
	Fresh - Whole	1-2 kg/pc		7.79 8.85 +	Italy CPT	Denmark
		2-4		9.81 11.15 +		
	Fresh, whole, heart of fish			10.50 11.93		
	Fresh, fillet, heart of fish			9.48 10.77 +		
	Fresh, fillet	100-200 g/pc		7.51 8.53 +		
	Stockfish, soaked			6.47 7.35 *		
	Stockfish, dry	700 g/pc		22.80 25.91 +	DDP	Norway
	wet salted fillets	700-1000 g/pc		10.00 11.36 +		Iceland
	IQF, loin portion single frozen			9.95 11.31 =	CIF	
	Block frozen			5.50 6.25 *	United States of America CIF	Norway
	Fillet			5.69 6.47 -		Russia
	H&G	500-1000 g/pc		2.49 2.83		
		1000-2000		2.98 3.37		
		2000-3000		3.50 3.98		
	IQF	5 oz/pc		13.62 15.39		Iceland
	Salted cod			13.50 15.34 =	Spain wholesale	Europe
	Fresh			6.50 7.39 -		
	Frozen			12.80 14.55 =		
	Fresh cultured			4.00 4.55 =		
Fresh fillets			8.00 9.09 =			
Fresh, gutted	1-2 kg		7.40 8.41	France wholesale	France	
	2-3		9.50 10.80 +			
	3-4		9.30 10.57 +			
	4-5		11.00 12.50 =			
	1-2 kg		8.40 9.55			
	2-3		8.50 9.66			
	3-4		11.70 13.30			
Fillet	100-200 g/pc		12.10 13.75 -			
	200-300		13.60 15.45 -			
<i>Gadus macrocephalus</i>	Fillet - wet salted - 1st quality produced from frozen raw material	400-700 g/pc		9.80 11.14 +	Italy CIF	Denmark
Hake/Merlu/Merluza <i>Merluccius capensis</i>	Minced block			2.25 2.56 =	Namibia FOB for Spanish market	Namibia
	H&G, wrapped	350-600 g/pc		2.48 2.82	Spain ex-vessel	
		500-800		2.85 3.24		
		600-900		2.99 3.40		
		900-1300		3.65 4.15		
		800-1200		3.45 3.92		
		1200-1800		3.75 4.26		
		1600-2000		3.99 4.53		
		> 1800		4.49 5.10		
	Fillets, skin-on, interleaved	70-115 g/pc		3.98 4.52		
		110-170		3.79 4.31 -		
	Fillets, skin-less, interleaved	60-110 g/pc		3.98 4.52 =		South Africa
		110-170		3.85 4.38 -		
	IQF portion, trapeze	90-110 g/pc		8.55 9.72 +	Italy CIF	Namibia
Fresh - whole	100-200 g/pc		5.20 6.27 +	CPT	Mediterranean	
	200-300		5.60 6.75 +			
	300-400		6.00 7.23 +			
	400-600		6.00 7.23 +			
	500-1000		6.00 7.23 +			
	1000-2000		6.00 7.23 +			
	2000-4000		6.00 7.23 +			
	1000-2000 n/m		6.40 7.71 *	France wholesale	France	
	2000-3000		9.20 11.08 *			
	3000-4000		7.90 9.52 *			
Frozen	3-4 pc/kg		5.80 6.59 +	Spain wholesale	Spain	
Fresh, from trawling	1000 g/pc		5.00 5.68 +			
Fresh, from longlining	1000		6.90 7.84 +			
	1000		9.80 11.14 +		Europe	
H&G	600-700 g/pc		2.35 2.67	FOB	Spain	
	> 700		2.45 2.78			
H&G, interleaved			2.10 2.39			
			2.20 2.50			
<i>Merluccius hubbsi</i>	H&G, interleaved	70-120 g/pc		1.65 1.88		Argentina
		100-200 g/pc		1.67 1.90 -		
		200-300		1.82 2.07 -		
		300-500		2.29 2.60 =		
		500-700		2.58 2.93 *		
		700-900		2.69 3.06 *		
<i>Merluccius productus</i>	Fillet, PBO			3.21 3.63 =	ex coldstore	USA
	Minced block			2.30 2.60 =		



Fish Species Trade Name	Product Form	Grading	Price per kg			Reference & Area	Origin	
			As stated	EUR	USD			
GROUND FISH (cont.)							November 2021	
Alaska pollack/Lieu de l'Alaska/Colin de Alaska <i>Theragra chalcogramma</i>	H&G	> 25	RUB 73.50	0.89	1.01	Russia wholesale	Russia	
	Block			3.53	4.01	United States of America FOB	United States of America	
Saithe/Lieu noir/Carbonero <i>Pollachius virens</i>	Loins			4.00	4.55	CIF	Russia	
	H&G			1.93	2.19			
Haddock/Eglefin/Eglofino <i>Melanogrammus aeglefinus</i>	H&G	< 0.8 kg/pc	NOK 26.50	2.68	3.04	Sweden FCA	Norway	
				1.80	2.05	United States of America CIF		
Ling/Lingue franche/Maruca <i>Molva molva</i>	Fillet - wet salted Produced from fresh raw material 1st quality	1-1.5 kg/pc		5.80	6.59 +	Italy DDP	Faeroe Islands	
	IQF, fillets, skin-on	1-1.7 kg/pc		3.45	3.92	Spain FOB	Spain	
Monkfish/Baudroie/Rape <i>Lophius spp.</i>	Fresh, tail	< 300 g/pc		8.21	9.33 +	Italy CPT	UK	
		200-500		11.07	12.58 +			
		500-1000		12.11	13.76 +			
		1000-2000		12.99	14.76 +			
		> 2000		14.42	16.39 +			
	Fresh, whole	1000-2000	I		6.60	7.50 *	Mediterranean	
			II		8.90	10.11 *		
	Tails	100-140 g/pc			4.97	5.65	Spain FOB	Spain
		140-250			4.97	5.65		
		250-500			5.28	6.00		
> 4000				9.45	10.74			
4000-5500				9.98	11.34			
Whole	500-1000 g/pc			4.65	5.28 +	CIF	Guinea	
	2000-4000			5.75	6.53 -			
	4000-7000			4.97	5.65			
Skinless fillets	7000-10000			4.97	5.65	Argentina		
	200-300 g/pc			15.85	18.01 +			
Tails, skinless	400-800 g/pc			3.25	3.69 +	Namibia		
	< 100			5.85	6.65 *			
Bigeye grenadier/Grenadier à gros yeux/Granadero ojisapo <i>Macrourus holotrachys</i>	Frozen on board, skinless H&G, interleaved	100-250 g/pc		1.45	1.65	FOB	Argentina	
		200-400		1.58	1.80			
		400-600		1.58	1.80			
		600-800		1.65	1.88			
		> 800		1.69	1.92			
Patagonian grenadier, Hoki/Grenadier de Patagonie/Merluza de cola <i>Macruronus megellanicus</i>	H&G, interleaved	100-300 g/pc		1.35	1.53	France wholesale	France	
		200-450		1.48	1.68			
		450-700		1.55	1.76			
		700-1000		1.59	1.81			
John Dory/Saint Pierre Pez de San Pedro <i>Zeus faber</i>	Fresh - whole	1-2 kg/pc		18.50	21.02 -	Italy CPT	Italy	
		2-3		20.50	23.30 -			
	Fresh - whole	500-1000 g/pc			14.30	16.25 *		
		600-800			18.24	20.73 *		
		800-1000			16.03	18.22 *		
Fresh - gutted	1000-2000			17.57	19.97 -			
	> 2000			18.32	20.82 -			
Fresh - fillets				9.49	10.78 *			
Golden redfish Sébastes doré Gallineta dorada <i>Sebastes marinus</i>	Block, Japanese cut	80-100 g/pc		1.65	1.88 *	Spain FOB	Spain	
		100-150		1.80	2.05			
		150-200		2.45	2.78 +			
		200-300		2.65	3.01 +			
		300-500		3.20	3.64 +			
	Block, whole	100-200 g/pc			0.80	0.91 =		
200-400				1.00	1.14 =			
Fresh, fillet				1.35	1.53 -			
				10.01	10.78 +			
Common dentex/Dentex commun Dentón <i>Dentex dentex</i> <i>Dentex gibbosus</i>	Whole, block, IQF	200-300 g/pc		3.39	3.85	Spain FOB	Mauritania	
		300-400		3.68	4.18			
		400-500		3.98	4.52			
	Fresh	0.8-1 kg/pc			15.20	17.27 *	Italy CPT	
		0.4-0.6			14.20	16.14 *		
		0.6-0.8			14.20	16.14 *		
		0.8-1			13.49	15.33 *		
		1-2			13.42	15.25 *		
		2-3			13.52	15.36 *		
		3-5			12.38	14.07 *		
5-10			12.42	14.11 *				
> 10			11.84	13.45 *				



Fish Species Trade Name	Product Form	Grading	Price per kg		Reference & Area	Origin	
			As stated	EUR USD			
FLATFISH							
						November 2021	
Turbot/Rodaballo <i>Psetta maxima</i>	Fresh - whole farmed	0.5-1 kg/pc	4.00	4.55 =	Spain CIF	Spain	
		1-2	5.00	5.68 =			
		2-3	7.00	7.95 =			
		3-4	9.00	10.23 =			
	Fresh - whole wild	0.3-0.5 kg/pc	10.55	11.99 =	Italy CPT	Spain/Portugal	
		0.5-1	13.25	15.06 =			
		0.8-1	14.05	15.97 =			
		1-2	22.45	25.51 =			
		2-3	22.95	26.08 =			
		3-4	32.60	37.05 =			
Culture	4-6	37.60	42.73 =	Italy CPT	Spain/Portugal		
	600-800 g/pc	10.30	11.70 -				
	800-1000	12.35	14.03 +				
	1000-1500	12.39	14.08 +				
	1500-2000	11.62	13.20 +				
Fresh - gutted, wild	2000-2500	10.81	12.28 +	Italy CPT	Spain/Portugal		
	3000-4000	14.44	16.41 +				
	4000-5000	16.55	18.81 +				
Fresh - whole	0.5-1 kg/pc	11.80	7.67	Italy CPT	Netherlands		
	0.7-1	12.62	14.34				
	1-2	17.60	20.00				
Fresh - whole	2-3	12.30	13.98 +	Italy CPT	Netherlands		
	2-3	12.30	13.98 +				
Spiny turbot/turbot épineux/ rodaballo espinoso <i>Psettdodes spp.</i>	Fresh - fillets		6.88	7.82			
Sole/Sole/ Lenguado <i>Solea vulgaris</i>	Fresh - whole wild	120-175	13.45	15.28 =	Spain CIF	Spain	
		175-200	15.10	17.16 =			
		200-300	17.20	19.55 =			
		300-500	25.80	29.32 =			
		400-500	24.45	27.78 =			
		500-600	25.80	29.32 =			
		600-800	35.95	40.85 =			
		800-1000	38.45	43.69 =			
		200-300 g/pc	19.80	22.50			Denmark
		300-500	26.30	29.89			
	400-500	26.30	29.89				
	500-600	28.80	32.73				
	Fresh - gutted	200-301	29.30	33.30	France		
		200-300 g/pc	20.25	23.01			
300-400		21.80	24.77				
400-600		22.90	26.02				
Fresh - gutted	600-800	22.90	26.02	France			
	800.1000	22.90	26.02				
	1000-2000	22.90	26.02				
	4	13.17	14.97 -		Italy CPT	Netherlands	
3	14.91	16.94 +					
3+	15.49	17.60 -					
2	17.34	19.70 -					
Sand sole/sole-pole Lenguado de arena <i>Solea lascaris</i>	Fresh - whole	150-300 g/pc	11.81	13.42 -	Italy CPT	West Africa	
		300-600	11.71	13.31 -			
Senegalese sole/sole du Sénégal Lenguado senegalés <i>Solea senegalensis</i>	Fresh - whole, farmed	300-400 g/pc	17.90	20.34 *	Spain CIF	Spain	
		400-500	17.25	19.60 +			
		500-600	17.22	19.57 +			
		600-700	17.33	19.69 +			
	Frozen on board, IWP	400-500 g/pc	5.85	6.65 *	Guinea		
European plaice/ Plie d'Europe/ Solla europea <i>Pleuronectes platessa</i>	Fresh - whole	300-400 g/pc	5.00	5.68	Spain CIF	Netherlands	
		400-600	5.20	5.91			
		> 600	5.35	6.08			
	Fresh - fillet	60-80 g/pc	6.68	7.59 +	Italy CPT	Netherlands FOB (for Italian market)	
IQF, whiteskin, 25 percent glazing N. 2		6.60	7.50 +				
IQF, skinless, 25 percent glazing N. 2		6.95	7.90 +				
European Flounder/ Flet d'Europe/ Platija europea <i>Platichthys flesus</i> <i>Scophthalmus rhombus</i>	Fresh - whole		2.50	2.84	Italy CPT	Netherlands FOB (for Italian market)	
		IQF, white skin on, 25% glazing No 2	6.15	6.99			
		IQF, skinless, 25% glazing No 2	6.50	7.39			
Greenland halibut/ Flétan noir/ Fletan negro <i>Reinhardtius hippoglossoides</i>	Block	200-300 g/pc	3.98	4.52	Italy CPT	Netherlands FOB (for Italian market)	
		500-1000	4.28	4.86			
		1500-1500	4.35	4.94			
Megrims/ Cardine/ Gallo <i>Lepidorhombus Spp</i>	Whole	< 150 g/pc	2.25	2.56 *	Spain FOB	Spain	
		150-200	2.75	3.13 *			
		200-350	3.85	4.38 *			



Fish Species Trade Name	Product Form	Grading	Price per kg			Reference & Area	Origin	
			As stated	EUR	USD			
TUNA/BILLFISHES							November 2021	
Tuna/Thon/Atún for canning	Skipjack - whole		1.36	1.54 +		Bangkok CFR	Western/Central Pacific Ocean	
			1.33	1.50 +		FOB		
	Skipjack - whole		1.42	1.60 -		Ecuador	Eastern Tropical Pacific Ocean	
	Yellowfin - whole		1.99	2.25 +		ex-vessel		
	Skipjack - whole		1.10	1.25 +		Seychelles	Indian Ocean	
	Yellowfin - whole		2.10	2.39 +		FOB		
	Skipjack - whole		1.10	1.25 +		Abidjan	Atlantic Ocean	
	Yellowfin - whole		2.10	2.39 +		ex-vessel		
	Skipjack - whole	1.8-3.4 kg/pc		1.30	1.48 +		Spain CFR	Various origins
	Yellowfin - whole	> 10 kg		2.30	2.61 +			
	Skipjack	> 1.8 kg/pc		1.33	1.50 -		Tunisia CFR	Seychelles (Korean vessel)
	Yellowfin - pre-cooked loins	double cleaned		4.78	5.40		Europe CFR	
		single cleaned		4.42	5.00			
	Skipjack - pre-cooked loins			4.34	4.90			
	Skipjack - cooked & cleaned loins - vacuum packed	double cleaned		4.56	5.15 +			various origins
	for direct consumption	Albacore - whole	> 12 kg/pc	3.55	4.03 -		Spain wholesale FOB	Atlantic
		H&G	< 15	3.55	4.03 -			
		Yellowfin- H&G	< 25 kg/pc		3.95	4.49 =		
			> 20		5.55	6.31 +		
			25-50		5.59	6.35 +		
			50-100		5.65	6.42 +		
		Skipjack - cooked loins	> 100		5.45	6.19 +		
			single cleaned		4.34	4.90		
		Bigeye - frozen loins		6.28	7.10			
		Bigeye - H&G	< 25 kg/pc		3.95	4.49 =		
			> 20		5.55	6.31 +		
			25-50		5.59	6.35 +		
50-100				5.65	6.42 +			
Skipjack - cooked loins		> 100		5.45	6.19 +			
		single cleaned		4.34	4.90			
Yellowfin - whole	> 30		1.90	2.15		CFR	Yemen	
Yellowfin - Steaks	> 15 kg/pc		12.01	13.65		Italy CPT	Spain	
	> 25		13.14	14.93				
Albacore - whole	2-4 kg/pc		3.50	3.98				
	4-9		4.14	4.70				
	9-12		3.93	4.47				
	> 12		3.70	4.20				
Yellowfin - Steaks	6 oz/pc		9.03	10.21		United States of America CIF	Costa Rica Panama	
Yellowfin - Loins		8.53	9.63					
Swordfish/Espadon/ Pez espada <i>Xiphias gladius</i>	Fresh - whole	< 12 kg/pc	5.00	5.68 =		Spain wholesale	Atlantic Ocean	
		> 25	22.00	25.00 -				
		average	17.50	19.89 -				
	Frozen - whole	< 12 kg/pc		3.50	3.98 =			
		> 25		14.00	15.91 =			
		average		9.80	11.14 =			
	H&G, skin-on	< 10 kg/pc		6.95	7.90			FOB
		10-30		9.45	10.74			
		30-50		9.98	11.34			
		50-70		9.98	11.34			
		70-100		9.89	11.24			
		100-150		9.78	11.11			
	Fresh - whole		12.85	14.60 +		Italy CPT		
	Fresh - slice		12.45	14.15				
	Fresh - slice, with bone, yellow		10.83	12.31				
Fresh - whole		11.00	12.50 =		France wholesale			
Frozen- fillet, vacuum		16.50	18.75 =					
						Spain		
SMALL PELAGICS							November 2021	
Mackerel/Maquereau/ Caballa <i>Scomber scombrus</i>	Fresh - whole		2.95	3.55 +		Italy CPT	France	
	Fresh - whole	4-6 pc/kg	2.57	3.10 +				
	Fresh - fillet, butterfly cut		5.33	6.42 -				
<i>Scomber colias</i>	Whole	Small	1.00	1.14 =		Spain wholesale	Spain	
		Large	6.50	7.39 +				
		Average	3.60	4.09 -				
	IQF Whole	2-3 pc/kg	1.55	1.76		FOB		
		1-2	1.58	1.80				
		IQF, H&G, 8-10% glaze	250-350 g/pc	1.75	1.99			
Whole, blockfrozen	8-14 pc/kg	0.78	0.89 *			Morocco		
	8-17	0.98	1.11 *					



Fish Species Trade Name	Product Form	Grading	Price per kg		Reference & Area	Origin		
			As stated	EUR USD				
SMALL PELAGICS (cont.)						November 2021		
Horse Mackerel/ Chincard/ Jurel <i>Trachurus spp</i>	Whole	> 24 cm/pc		1.23 1.40	Morocco FOB for European market	Morocco		
	Fresh	Small		0.60 0.68 =	Spain wholesale	Spain		
		Large		4.50 5.11 =				
		Average		1.70 1.93 +				
	IQF	150-300 g/kg	300-750		1.10 1.25	FOB	Guinea	
			700-1200		1.53 1.74			
					1.55 1.76			
		2-4 pc/kg	3-4		1.35 1.53			Spain
			4-5		1.34 1.52			
			4-6		1.30 1.48			
7-9				1.28 1.45				
Block frozen	10-30		1.22 1.39	Maritania				
			1.03 1.17					
			1.05 1.19 -					
Chub mackerel/Maquereau español/ Estornino <i>Scomber japonicus</i>	Block frozen	100-300 g/pc		1.30 1.48	Morocco			
		200-350		1.35 1.53				
		250-350		1.45 1.65 -				
		300-600		1.55 1.76				
		300-500		1.65 1.88				
Fresh	500-1000		1.00 1.14					
Herring/Hareng/Arenque <i>Clupeidae</i>	Fresh - fillets			3.87 4.40 -	Italy CPT	Denmark		
	Fresh - whole	200-300 g/pc 300-400	RUB 49.00 RUB 61.00	0.59 0.67 * 0.74 0.84 *	Russian Fed. wholesale Vladivostok	Russia		
Sardine/Sardine/Sardina <i>Sardina pilchardus</i>	Fresh - whole			1.69 1.92 +	Italy CPT	Morocco		
	Fresh - fillet			4.01 4.56 =	Spain FOB			
	Block, whole	12-16 cm/pc		1.28 1.45				
		16-18		1.39 1.58				
		20-24		1.28 1.45				
	IQF, whole	8-14 pc/kg		0.99 1.13 *	wholesale			
		13-15		1.27 1.44				
	IQF, fillet	40-50 g/pc		2.65 3.01 =	France - wholesale		France	
Fresh			2.70 3.07 +					
Anchovy/Anchois/ Boquerón <i>Engraulis encrasicolus</i>	Fresh - whole			2.60 2.95 =	France - wholesale	France		
	Fresh - butterfly cut			6.20 7.05 =				
	Fresh			2.90 3.30 =	Italy CPT	Europe		
	Fresh			3.91 4.44 +				
	Fresh			2.50 2.84 +	Spain - wholesale	France		
				2.70 3.07 +				
				3.80 4.32 +				
Frozen on board	30-40 pc/kg		0.80 0.91 *	FOB	Spain			
Block frozen	40-43		1.59 1.81					
CEPHALOPODS						November 2021		
Squid/Encornet/Calamar <i>Loligo spp.</i>	Whole	S (< 18 cm)		8.25 9.38 +	Italy CIF	South Africa		
		M (18-25)		9.00 10.23 +				
		L (25-30)		9.90 11.25 +				
		XL (>30)		9.90 11.25 +				
		10-20 p/kg		3.41 3.85			Spain CIF	Yemen
		6-10		5.53 6.25				
		3-6		5.53 6.25				
	<i>Loligo vulgaris</i>	Fresh - whole	< 3		5.97 6.75	Italy CIF	Croatia	
			12-18 cm/pc		6.65 7.56			
			> 18 cm		6.75 7.67			
<i>Loligo gahi</i>	Whole, IWP	100-300 g/pc		11.63 13.22 -	Spain CIF	Morocco		
		300-400		12.18 13.84 +				
		400-600		13.28 15.09 +				
		> 600		12.40 14.09 +				
				9.75 11.08				
	Frozen		10.55 11.99	wholesale	Spain			
		11.25 12.78						
Whole	< 10 cm/pc	15-21		10.88 12.36	CIF	Argentina		
		21-25		9.65 10.97				
		26-30		8.55 9.72				
		30-36		10.50 11.93 +				
Whole	10-12			4.25 4.83 *	CIF	Argentina		
		12-14		4.65 5.28 *				
		14-16		5.45 6.19 =				
				6.95 7.90 +				



Fish Species Trade Name	Product Form	Grading	Price per kg			Reference & Area	Origin
			As stated	EUR	USD		
CEPHALOPODS (cont.)							
						November 2021	
Squid/Encornet/Calamar <i>Illex argentinus</i>	Whole	14-18 cm/pc	2.05	2.33 *	Spain CIF	Argentina	
		17-20	2.35	2.67 =			
		22-26	3.49	3.97			
		25-30	2.58	2.93 -			
	Tentacles	40-100 gr/pc	4.59	5.22 -	wholesale	Falkland/Malvinas Islands	
	Whole	1	5.65	6.42 +			
		2	5.65	6.42 +			
		3	5.65	6.42 +			
		4	5.65	6.42 +			
	Whole, Block	15-18 cm/pc	2.17	2.47	FOB	Mauritania	
18-22		2.35	2.67				
22-25		2.59	2.94				
25-30		2.59	2.94				
Block, frozen on board	20-27	2.35	2.67 =	wholesale	Spain		
Whole, block frozen	12-17 cm/pc	2.57	2.92 -				
Todarodes sagittatus <i>Illex illecebrosus</i>	Whole	18-26	2.75	3.13	wholesale	United States of America	
			5.60	6.36 =			
Doryteuthis pealeii Doryteuthis opalescens Uroteuthis duvauceli	Whole		5.00	5.68 =	wholesale	India	
			6.90	7.84 +			
Octopus/Poulpe/Pulpo <i>Octopus vulgaris</i>	Whole - FAS	T1	7.89	8.97	Morocco FOB, for Spanish market	Morocco	
		T2	7.89	8.97			
	Sushi slice 100% net weight	7 g/pc	11.11	12.55	Europe CFR	Indonesia	
		9	12.30	13.90			
	boiled cut 100% net weight		8.76	9.90	Italy CPT FCA	Italy Spain	
			11.66	13.25 -			
	Flower type 90% net weight	1-2 kg/pc	3.98	4.50	Spain FOB	Senegal	
		>2	4.96	5.60			
	Fresh	1-2 kg/pc		11.66	13.25 -	wholesale	Morocco
				9.24	10.50 -		
			800-1400 g/pc	10.78	12.25		
			1400-1800	10.78	12.25		
			1800-3000	10.78	12.25		
			> 3000	10.78	12.25		
			500-800	11.55	13.13		
			800-1200	12.55	14.26		
			1000-1500	14.38	16.34		
			1500-2000	14.38	16.34		
	2000-3000	14.85	16.88				
	3000-4000	13.95	15.85				
> 4000	13.95	15.85					
Frozen, Galizian style			14.50	16.48 +	Italy CIF	Yemen	
			5.00	5.68 =			
Frozen			5.70	6.48 +	France wholesale	Europe	
			11.00	12.50 =			
Fresh	300-500 g/pc 500-1000 1000-2000 > 3000		5.75	6.50	Italy CIF	Croatia Italy	
			5.75	6.50			
			5.75	6.50			
			5.75	6.50			
Fresh			11.00	12.50 =	Spain FOB	Spain	
			11.00	12.50 =			
Fresh - whole	Mixed		4.60	5.23 -	Egypt CIF	Yemen	
			7.40	8.41			
Cleaned, block	100-150 g/pc 200-600		3.38	3.84	Spain CIF	Morocco	
			3.35	3.81 *			
Cuttlefish/Seiche/ Sepia <i>Sepia spp.</i>	Frozen at land- whole block Grade A	100-200 g/pc	4.60	5.20	Spain CIF	Morocco	
		200-300	4.60	5.20			
		>300	4.60	5.20			
	FAS - whole block	200-300 g/pc 300-500 500-700 g/pc 600-800 1000-1250 1200-2000 1000-1750 2000-3000 3000-4000 5000-6000 6000-6500 6500-7000		4.82	5.45	FOB	Spain
				4.82	5.45		
				5.55	6.31		
				5.19	5.90		
				3.95	4.49		
				3.97	4.51		
				4.19	4.76		
				3.85	4.38		
				3.85	4.38		
				3.10	3.52		
		3.10	3.52				
	Frozen			8.20	9.32 +	Italy CPT	
				8.50	9.66 =		
Fresh	300-500 g/pc 500-1000		5.79	6.58 *	wholesale		
			5.89	6.69 *			



Fish Species Trade Name	Product Form	Grading	Price per kg			Reference & Area	Origin
			As stated	EUR	USD		
CRUSTACEANS							
							November 2021
Whiteleg shrimp/ Crevette pattes blanches/Camarón patiblanco <i>Penaeus vannamei</i>	PD, chemical treatment 100% net weight treated with non-phosphate	31-40 pc/lb	8.76	9.90	Europe CFR	Indonesia	
		41-50	7.79	8.80			
		51-60	7.48	8.45			
		61-70	6.90	7.80			
		71-90	6.81	7.70			
	thawed	25-35 pc/kg	9.15	10.40 +	Italy CIF	Ecuador	
		31-40	8.10	9.20 +			
		40-50	7.65	8.69 +			
		50-60	7.06	8.02 +			
	cooked	20-30 pc/kg	9.40	10.68 +	Spain wholesale	Viet Nam	
30-50		7.61	8.65 +				
40-60		7.15	8.13 +				
60-80		6.45	7.33 +				
80-120		5.63	6.40 +				
Frozen		7.50	8.52 +	United States of America CIF			
frozen, headless		9.56	10.80				
Cooked and peeled	51-60 pc/lb	11.18	12.63 -				
Argentine red shrimp/ Salicoque rouge d'Argentine/ Camarón langostín argentino <i>Pleoticus muelleri</i>	Head-on, shell-on	10-20 pc/kg	9.50	10.80 +	Spain EXW	Argentina	
		20-30	8.60	9.77 +			
		30-40	8.20	9.32 +			
		40-60	8.00	9.09 +			
		10-20 pc/kg	9.65	10.97 +			
	Peeled and Deveined, broken	20-30	8.95	10.17 -	FOB		
		30-40	8.75	9.94 *			
		30-55 pc/kg	7.17	8.10 -		United States of America CIF	
		Headless	C1	10.04			11.41
		Whole	L2	7.98			9.07
CM	9.58		10.89				
Peeled IQF	CR	8.31	9.44	FCA			
	20-40 pc/kg	13.42	15.25				
Giant tiger prawn/ Crevette géante tigrée/ Langostino tigre <i>Penaeus monodon</i>	Farmed, organic, cooked	20-30 pc/kg	26.00	29.55 =	France wholesale	Madagascar	
		30-40	22.00	25.00 =			
		40-50	16.50	18.75 =			
Norway lobster/ Langoustine/Cigala <i>Nephrops norvegicus</i>	Fresh - Whole, 4X1.5 kg	31-40	8.10	9.20	Spain DDP	Netherlands	
		41-50	8.52	9.68			
		Tails	40-60	13.35			15.17
	Fresh - Whole	10-15	15.80	17.95	CIF	Scotland	
		16-20	12.20	13.86			
		21-30	8.35	9.49			
		31-40	7.15	8.13			
		00	16.25	18.47			
		0	10.25	11.65			
		1	8.25	9.38			
		2	5.45	6.19			
		3	4.75	5.40			
		Tails	5-6	13.85			15.74
	IQF whole	2-4 pc/kg	41.00	46.59 *	FOB	Spain	
		20-30	15.75	17.90 *			
		30-40	7.75	8.81 *			
		40-50	6.75	7.67 *			
	IQF whole	2-4 pc/kg	41.00	46.59	CIF	Denmark	
		4-7	31.65	35.97 *			
		7-9	31.45	35.74			
		10-15	17.10	19.43 +			
		16-20	15.80	17.95 +			
		21-30	11.85	13.47 +			
31-40		7.65	8.69				
40-50		5.95	6.76				
Fresh		32.00	36.36 *	wholesale			
Frozen		13.50	15.34 *				
Tails, 30 percent glazing	6-9 pc/kg	23.33	26.51 *	Italy CIF			
	11-15	12.69	14.42 *				
	16-20	9.90	11.25 *				
	21-30	7.68	8.73 *				
	31-40	6.41	7.28 *				
	16-25 pc/kg	27.50	31.25			CPT	
Live							
Frozen	50-60 p/kg	18.79	21.24 *	USA CIF	Norway		



Fish Species Trade Name	Product Form	Grading	Price per kg		Reference & Area	Origin	
			As stated	EUR USD			
CRUSTACEANS (cont.)						November 2021	
European lobster/ Homard européen/ Bogavante <i>Homarus gammarus</i>	Live - bulk	400-600 g/pc	32.00	36.36 +	France wholesale	Ireland	
		400-600	32.00	36.36 +		France	
	Live	400-600 gpc	29.56	33.59 +	Italy CPT	Europe	
		600-800	28.75	32.67 +			
		800-1000	28.96	32.91 +			
> 1000		30.68	34.86 +				
	> 2000	24.50	27.84				
American lobster/ homard américain/ langosta americana <i>Homarus americanus</i>	Live	400-600 g/pc	30.00	34.09 +	France wholesale	Canada	
	Frozen		9.12	10.36 +	Italy CPT	United States of America	
	Live			23.57	26.78 +	United States of America CIF	Canada
				19.81	22.38		
	Claws			18.28	20.66		
	Tails			45.71	51.65		
			3-4 oz/pc	45.71	51.65		
		4	45.71	51.65			
		4-5	45.71	51.65			
	Cooked, whole	350-500 g/pc	17.27	19.51			
Scalloped spiny lobster/ Langouste festonnée/ Langosta festoneada <i>Panulirus homarus</i>	Whole	70-100 g/pc	7.88	8.90	Taiwan (Province of China) CIF, Italy CIF	Yemen	
		100-150	13.27	15.00			
		150-200	13.27	15.00			
		200-250	15.93	18.00			
		250-300	15.93	18.00			
		> 300	17.70	20.00			
Arabian whip lobster/ Langouste fouet arabe/ Langosta de fusta arabica <i>Puerulus sewelli</i>		SS	9.96	11.25	Italy CIF		
		S	11.64	13.15			
		M	13.41	15.15			
		L	14.29	16.15			
Edible crab/Tourteau/ Buey de mar <i>Cancer pagurus</i>	Live, bulk	T2 (13-16 cm)	6.29	7.15 +	France Auction	France	
Spinous spider crab/ Araignée européenne/ Centolla europea/ <i>Maja squinado</i>	Live - female		5.09	5.78	Italy CPT	UK	
	Live - male		6.18	7.02			
	female		4.90	5.57			France
	male		5.50	6.25			
	Fresh-female	small	2.87	3.26			
male	small	3.30	3.75				
Snow crab/ Crabes des neiges/ Cangrejo de las nieves <i>Chionoecetes opilio</i>	Legs		24.97	28.22	United States of America CIF	Canada	
	Claws		18.34	20.72			
	Sections	S-2L	23.01	26.00 +			Russia
Blue swimming crab/ Etrielle bleue/ Jaiba azul <i>Portunus pelagicus</i>	Whole	300-500 g/pc	3.32	3.75	France CIF	Yemen	
		500-1000	3.32	3.75			
		1000-2000	3.32	3.75			
		> 3000	3.32	3.75			
		Broken		2.92			3.30
BIVALVES						November 2021	
Oyster/Huitre/Ostra <i>Crassostrea gigas</i> <i>Ostrea edulis</i>	Live	60-100 g/pc	11.40	12.95 =	Spain CIF	Netherlands	
		80-95 g/pc	21.60	24.55			
		95-110	20.50	23.30			
		110-130	17.92	20.36			
		G2 (100 units)	82.00	93.18 =			
M3 (100 units)	92.00	104.55 =	France wholesale	France			
Mussel/Moule/Mejillón <i>Mytilus edulis</i> <i>Mytilus galloprovincialis</i>	Live - Bottom mussel	Bulk	2.60	2.95 =	Spain FOB wholesale	Netherlands	
			2.20	2.50 =			
	Live - Rope	60-80 pc/kg	2.10	2.39 =		retail	Spain/Italy
			4.54	5.16 +			
	Vaccum packed	30-40 pc/kg	1.00	1.14		Spain FOB wholesale	Spain/Italy
	Live		1.40	1.59 +			France
	Frozen		3.00	3.41 -			
	Live	> 100 pc/kg	4.20	4.77		CIF	Netherlands
	Live		1.55	1.76 -		Italy CPT	Italy
	IQF - shell-off, 7 percent glazing	200-300 pc/kg	4.05	4.60 +		CIF	Chile
Frozen - meat	100-200 pc/kg	7.00	7.95 +	CPT			
Frozen		5.00	5.68				
Razor shell/Couteau/ Navajas - Solenidae	Fresh	S	7.50	8.52	Spain CIF	Ireland	
		M	9.80	11.14			
		L	12.15	13.81			
	Live, depurated	10-12 cm/pc	3.80	4.32 =		wholesale	Netherlands
			5.00	5.68 =			
Live		5.50	6.25 =	France wholesale	Europe		
Live			5.50	6.25 =	France wholesale	Imported	



Fish Species Trade Name	Product Form	Grading	Price per kg		Reference & Area	Origin
			As stated	EUR USD		
BIVALVES (cont.)						November 2021
Great Atlantic scallop/ Coquille-St- Jacques/ Vieira <i>Pecten maximus</i>	Fresh whole shell, roe-on		5.60	6.36 +	France wholesale	France
	Fresh whole shell, roe-off		4.30	4.89 +		Imported
	Fresh, meat, roe-on		30.00	34.09 +		
	Fresh, meat, roe-off		28.50	32.39 +		
	Frozen, meat, roe-on		28.00	31.82 =	Spain FOB	Spain
	Frozen, meat, roe-off		27.50	31.25 =		
	IQF, whole		4.10	4.66 *		
	Frozen, meat, 15 percent glazing		8.45	9.60		
Frozen, meat		19.80	22.50	Italy CPT	Imported	
Frozen - whole		4.51	5.13 *			
Frozen, half shelf		9.85	11.19 +			
Japanese carpet shell/ Palourde japonaise/ Almeja japonesa <i>Ruditapes philippinarum</i>	Live		10.60	12.05	Spain wholesale	Spain
			7.80	8.86 -		
Atlantic salmon/ Saumon de l'Atlantique/ Salmón del Atlántico <i>Salmo salar</i>	Fresh - gutted, head-on	2-3 kg/pc	7.20	8.18 +	France wholesale	Norway
		3-4	7.40	8.41 +		
		4-5	7.80	8.86 +		
		5-6	7.70	8.75 +		
	frozen, wild	2-3 kg/pc	7.60	8.64 +		Scotland
		2-3	8.00	9.09 -		
	Smoked - Fillet, vacuum reconstituted sides	1-2 kg/pc	31.00	35.23 =		
	Fresh - Fillet	3-4 kg/pc	11.50	13.07 =		Norway
	Smoked - Fillet, vacuum reconstituted sides	1-2 kg/pc	32.00	36.36 =		
	Fresh - gutted, head-on	1-2 kg/pc	NOK 45.25	4.58 5.19 +	Norway FOB	
		2-3	NOK 49.08	4.97 5.63 +		
		3-4	NOK 53.33	5.40 6.12 +		
		4-5	NOK 54.11	5.48 6.21 +		
		5-6	NOK 54.31	5.50 6.23 -		
		6-7	NOK 56.36	5.70 6.46 -		
		7-8	NOK 58.24	5.89 6.68 -		
		8-9	NOK 57.18	5.79 6.56 -		
		> 9	NOK 60.31	6.10 6.92 -		
	Fillet E-trim		12.97	14.66	United States of America CIF	
	Portions		9.00	10.23		
	Fresh	3-4 kg/pc	9.50	10.80 =	Spain CIF	Scotland
		4-5	9.50	10.80 =		
		5-6	11.10	12.61 =		
		6-7	11.10	12.61 =		
	Fresh fillet		11.00	12.50 -	wholesale	Norway
	Smoked fillet		19.50	22.16 +		
Fresh		6.40	7.27 =			
Frozen		4.50	5.11 =			
gutted, head-on	4-5 kg/pc	5.95	6.76 =	Tunisia CFR		
IQF - salmon slices		9.73	11.06	Europe CFR		
Fresh - salmon cubes 8x8x8		9.73	11.06			
Fresh - Whole - Superior	1-2 kg/pc	4.42	5.02 +	Italy DDP		
	2-3	4.85	5.51 +			
	3-4	5.61	6.38 +			
	4-5	5.77	6.56 +			
	5-6	5.84	6.64 +			
	6-7	6.09	6.92 +			
	7-8	6.36	7.23 +			
	8-9	6.83	7.76 +			
	9-10	6.29	7.15 -			
Fresh	3-4 kg/pc	9.00	10.23	Spain CIF	Scotland	
	4-5	11.10	12.61			
	5-6	11.10	12.61			
	6-7	11.10	12.61			
Fresh- Whole		4.86	5.52	Italy DDP		
IQF portion, 10% glazing	100-150 g/pc	10.15	11.53 =		Denmark	
IQF portion		13.47	15.22	United States of America CIF	United States of America	
Filletts		14.14	15.98		Chile	



Fish Species Trade Name	Product Form	Grading	Price per kg		Reference & Area	Origin
			As stated	EUR USD		
TROUT November 2021						
Rainbow trout/ Truite arc-en-ciel/ Trucha arco iris <i>Oncorhynchus mykiss</i>	Fresh - whole		6.20	7.05 =	France wholesale	France
	Fillet		8.20	9.32 =		
	Fillet, smoked		28.00	31.82 =	Retail	
	Whole, gutted, bulk		12.50	14.20 -		
Fresh - whole		4.50	5.11 =	Spain wholesale	Spain	
Fresh - fillets		4.90	5.57 =			
FRESHWATER FISH November 2021						
Arctic char/Omble-chevalier/ Trucha alpina <i>Salvelinus alpinus</i>	Fresh - whole		10.00	11.36 =	France wholesale	Europe
Nile perch/Perche du Nil/Perca del Nilo <i>Lates niloticus</i>	Fillet - skinless	300-500 g/pc	4.87	5.50	Europe CFR	Uganda
	Interleaved, 100% net weight	500-1000	5.71	6.45		
	Fresh, whole	2000-4000	5.01	5.69 +	Italy FCA CPT	Tanzania
	Fresh, slice	~100	6.04	6.86		
	Fresh - fillets		6.69	7.60 +	Spain wholesale	
Fresh - fillets		9.00	10.23 -			
Pike perch/Sandre/ Lucioperca <i>Sander lucioperca</i>	Fillet - skinless, PBI, IWP	500-1000 g/pc	5.71	6.45	CFR	Europe
	Fresh - whole	Average size	9.50	10.80 =		
	Fillet		13.20	15.00 =	France wholesale	
	Fresh - whole	big size	12.00	13.64 =		
Nile Tilapia/Tilapia du Nil/Tilapia del Nilo <i>Oreochromis niloticus</i>	Fillet - skinless, IQF, PBO	5-7 oz/pc	3.54	4.00	Spain CFR	China
	Fillet		4.75	5.40	United States of America CIF	Viet Nam
Black tilapia/Tilapia noir/ Tilapia negra <i>Oreochromis placidus</i>	Fillet	4-5 oz/pc	4.20	4.75		
	Fillet, thawed		3.59	4.08 -		
Pangasius <i>Pangasius hypophthalmus</i>	Fresh - fillets		5.00	5.68 =	Spain wholesale	
	Frozen, fillet		2.50	2.84 =		
NON-TRADITIONAL SPECIES November 2021						
Sturgeon/Esturgeon/ Esturione <i>Acipenseridae</i>	Frozen - Whole	1.5-2 kg/pc	6.50	7.39 =	France CIF	France
	Gutted	5-7 kg/pc	7.50	8.52 =		
	Fillet	200-300 g/pc	15.00	17.05 =		
		800-1000	15.00	17.05 =		
<i>A. baeri</i>	Caviar (Aquitaine) metal boxes		1,050	1,193 =		
European eel/ Anguille d'Europe/ Anguila europea <i>Anguilla anguilla</i>	Smoked	Medium	48.00	54.55 =	wholesale	Europe
	Fresh		13.96	15.86 +	Italy CPT	
Dusky grouper Mérrou noir/Mero moreno <i>Epinephelus marginatus</i>	H&G	3-5 kg/pc	4.82	5.45	Europe CIF	Yemen
		> 5	4.82	5.45		
		> 3 kg/pc	4.82	5.45	Italy CIF	
		5-10 kg/pc	5.13	5.80		
	Fresh - whole	1-2 kg/pc	11.66	13.25 -	CPT	Senegal
2-4	11.53	13.10 -				
4-7	11.51	13.08 +				
7-10	10.00	11.36 -				
10-20	10.00	11.36 -				
> 20	10.00	11.36 +				
White grouper/ Merou blanc/Cherna de ley <i>Epinephelus aeneus</i>	Gutted	1.5-2 kg/pc	4.65	5.25	Spain CIF	Yemen
		2-3	4.65	5.25		
		3-5	4.65	5.25		
		5-10	4.65	5.25		
	1-2 kg/pc	10.10	11.48 -	Italy CPT		
2-4	10.48	11.91 -				
Mahi mahi/Dorade/ Dorado <i>Coryphaena hippurus</i>	Gutted, skinless		2.61	2.95	Europe CIF	Mozambique
	Fresh, whole		4.76	5.41 +	Italy CPT	Spain
Common pandora/ Pageot commun/ Breca <i>Pagellus erythrinus</i>		125-250 g/pc	1.17	1.33 *	Spain FOB	Guinea
		225-325	1.68	1.91 *		
		300-425	1.95	2.22 *		
Blue shark/ Peau bleue/Tiburón azul <i>Prionace glauca</i>	H&G, skin-on	< 4 kg/pc	1.60	1.82 -		
		4-7	1.60	1.82 -		
		7-12	1.58	1.80 -		
		12-20	1.60	1.82 +		
		> 20	1.61	1.83 +		
	H&G, skinless	< 4 kg/pc	2.15	2.44 -		
		4-7	2.15	2.44 -		
		7-12	2.10	2.39 +		
		12-20	2.10	2.39 +		
		> 20	2.11	2.40 +		



Fish Species Trade Name	Product Form	Grading	Price per kg			Reference & Area	Origin		
			As stated	EUR	USD				
NON-TRADITIONAL SPECIES (cont.)							November 2021		
Mako shark/Taupe bleue Marrajo dientuso <i>Isurus oxyrinchus</i>		< 10 kg/pc		3.35	3.81 +	Spain FOB			
		10-30		4.15	4.72 -				
		30-50		4.65	5.28 +				
		50-100		4.85	5.51 +				
		> 100		4.35	4.94 +				
Black marlin/Makaire noir/ Marlin negro <i>Makaira nigricans</i>	H&G, skin-on	< 80 kg/pc		4.10	4.66 +				
		> 80		4.15	4.72 +				
Blue marlin/Makaire bleu/ Marlin azul <i>Makaira indica</i>		< 80 kg/pc		4.10	4.66 +				
		> 80		4.15	4.72 +				
Crimson jobfish Colas fil/Panchito hebra <i>Pristipomoides filamentosus</i>	Whole, gutted	2- 3 kg/pc		2.83	3.20	France CIF	Yemen		
		3- 5		3.01	3.40				
		5- 10		3.10	3.50				
SEABASS/SEABREAM/ MEAGRE							November 2021		
Seabass/Bar, Loup/Lubina <i>Dicentrarchus labrax</i>	Fresh - whole farmed	200-300 g/pc		3.20	3.64 =	Greece FOB	Greece		
		300-450		5.00	5.68 +				
		450-600		5.30	6.02 +				
		600-800		6.20	7.05 +				
		800-1000		6.80	7.73 =				
		> 1000		8.50	9.66 =				
		200-300 g/pc		3.40	3.86 =			Italy CIF	
		300-450		5.20	5.91 +				
		450-600		5.50	6.25 +				
		600-800		6.40	7.27 +				
	800-1000		7.00	7.95 =					
	200-300 g/pc		3.45	3.92 =	France CIF				
	300-450		5.25	5.97 +					
	450-600		5.55	6.31 +					
	600-800		6.45	7.33 +					
	800-1000		7.05	8.01 =					
	200-300 g/pc		3.44	3.91 =	Spain CIF				
	300-450		5.24	5.95 +					
	450-600		5.54	6.30 +					
	600-800		6.44	7.32 +					
800-1000		7.04	8.00 =						
200-300 g/pc		3.47	3.94 =	Germany CIF					
300-450		5.27	5.99 +						
450-600		5.57	6.33 +						
600-800		6.47	7.35 +						
800-1000		7.07	8.03 =						
> 1000		8.77	9.97 =						
Fresh - whole farmed	Portugal CIF	200-300 g/pc		3.45	3.92 =				
		300-450		5.25	5.97 +				
		450-600		5.55	6.31 +				
		600-800		6.45	7.33 +				
		800-1000		7.05	8.01 =				
	> 1000		8.75	9.94 =					
	UK CIF	200-300 g/pc		3.63	4.13 =				
		300-450		5.43	6.17 +				
		450-600		5.73	6.51 +				
		600-800		6.63	7.53 +				
800-1000			7.23	8.22 =					
> 1000		8.93	10.15 =						
Spain CFR	500-1000 g/pc		20.70	23.52		France			
	1000-2000		23.30	26.48					
	2000-3000		24.40	27.73					
		3000-4000		24.40	27.73				



Fish Species Trade Name	Product Form	Grading	Price per kg			Reference & Area	Origin
			As stated	EUR	USD		
SEABASS/SEABREAM/ MEAGRE (cont.)							November 2021
Seabass/Bar, Loup/Lubina <i>Dicentrarchus labrax</i>	Fresh - whole - wild, from trawling	800-1000 g/pc		15.00	17.05 +	France wholesale	France
		1000-2000		16.50	18.75 +		
		2000-3000		17.50	19.89 +		
	Fresh - whole - wild, from line fishing	1000-2000		18.50	21.02 -		
		2000-3000		18.00	20.45 -		
		> 3000		26.00	29.55		
	Fresh - whole - farmed	400-600 g/pc		6.60	7.50 =	Italy CPT	Croatia
		600-800		8.00	9.09 =		
		800-1000		11.50	13.07 =		
		300-400 g/pc		5.90	6.70 +		
		400-600		6.12	6.95 *		
		600-800		7.42	8.43 *		
	Fresh, wild	500-1000 g/pc		15.00	18.07 =	Spain CIF	Denmark
		1000-2000		15.00	18.07 =		
		2000-3000		20.80	25.06 =		
	Fresh, wild Fresh, farmed			19.00	22.89 -	wholesale	Europe
				5.00	6.02 -		
Fresh, farmed	Fresh, farmed	200-300 g/pc		3.37	3.83 -	Italy CIF	Greece
		300-450		5.11	5.81 +		
		450-600		5.69	6.47 +		
		600-800		6.37	7.24 +		
	Fresh, fillets	70-100 g/pc		9.00	10.23		
		100-140		9.21	10.47		
		140-180		9.80	11.14		
	Fresh - whole	200-300 g/pc		4.20	3.98 =		
		300-400		5.00	4.58 =		
		400-600		5.20	5.06 =		
600-800			6.20	5.54 +			
800-1000			7.20	6.63 +			
Gilthead seabream/ Dorade royale/Dorada <i>Sparus aurata</i>	farmed	300-450		4.20	4.77 =	Greece FOB	Greece
		450-600		4.20	4.77 =		
		600-800		4.80	5.45 =		
		800-1000		6.50	7.39 =		
		> 1000		8.50	9.66 =		
		300-450		4.40	5.00 =	Italy CIF	
		450-600		4.40	5.00 =		
		600-800		5.00	5.68 =		
		800-1000		6.70	7.61 =		
		200-300 g/pc		9.25	10.51 =	France CIF	
		300-450		4.45	5.06 =		
		450-600		4.45	5.06 =		
		600-800		5.05	5.74 =		
800-1000		6.75	7.67 =				
> 1000		8.75	9.94 =				



Fish Species Trade Name	Product Form	Grading	Price per kg			Reference & Area	Origin	
			As stated	EUR	USD			
SEABASS/SEABREAM/ MEAGRE (cont.)							November 2021	
Gilthead seabream/ Dorade royale/Dorada <i>Sparus aurata</i>	Fresh - whole farmed	200-300 g/pc	9.24	10.50 =	Spain CIF			
		300-450	4.44	5.05 =				
		450-600	4.44	5.05 =				
		600-800	5.04	5.73 =				
		800-1000	6.74	7.66 =				
		> 1000	8.74	9.93 =				
		200-300 g/pc	9.27	10.53 =			Germany CIF	
		300-450	4.47	5.08 =				
		450-600	4.47	5.08 =				
		600-800	5.07	5.76 =				
		800-1000	6.77	7.69 =				
		> 1000	8.77	9.97 =				
		200-300 g/pc	9.25	10.51 =			Portugal CIF	
		300-450	4.45	5.06 =				
		450-600	4.45	5.06 =				
	600-800	5.05	5.74 =					
	800-1000	6.75	7.67 =					
	> 1000	8.75	9.94 =					
	200-300 g/pc	9.43	10.72 =	UK CIF				
	300-450	4.63	5.26 =					
	450-600	4.63	5.26 =					
	600-800	5.23	5.94 =					
	800-1000	6.93	7.88 =					
> 1000	8.93	10.15 =						
Fresh - wild	500-1000 g/pc	24.40	27.73	Spain CIF	France			
	1000-2000	19.80	22.50					
	3000-4000	16.40	18.64					
Fresh, wild		17.00	20.48 -	wholesale	Europe			
Fresh, farmed		4.20	5.06 -					
Fresh, wild	500-800 g/pc	14.00	15.91 +	France wholesale	France			
	800-1000	17.50	19.89 =					
	> 1000	19.50	22.16 +					
Fresh - farmed	300-400	4.40	5.00 -	Italy CIF	Greece			
	400-600	5.50	6.25 +					
	600-800	7.90	8.98 -					
	800-1000	8.80	10.00 -					
	300-400 g/pc	4.31	4.90 +					
	200-300 g/pc	3.79	4.31					
	300-400	3.78	4.30					
	400-600	3.76	4.27					
	600-800	3.80	4.32					
	800-1000	4.24	4.82					
	1000-1500	7.53	8.56					
	1500-2000	9.40	10.68					
	200-300 g/pc	3.80	4.82 -	Turkey				
	300-400	3.90	4.82					
	400-600	3.90	4.82 -					
	600-800	4.50	5.42 =					
	800-1000	6.00	6.63 =					
	> 1000	7.00	8.43 -					
Fresh - farmed	300-400 g/pc	5.90	6.70 +	Croazia				
	400-600 g/pc	6.40	7.27 +					
	600-800	7.50	8.52 +					
farmed Orbetello	Large	10.70	12.16 =	FCA	Italy			
	Medium	9.70	11.02 =					
	Small	7.60	8.64					
White seabream/Sar/Sargo <i>Diplodus sargus</i>	Fresh		5.50	6.25	Italy CPT	Senegal		
		300-500 g/pc	11.75	13.35 +				
		400-600	7.50	8.52				
		500-700	10.40	11.82 -				
		700-1000	11.64	13.23 -				
		1000-2000	11.57	13.15 *				
Meagre/Maigre commun/Corvina <i>Argyrosomus regius</i>	Fresh - Whole farmed	500-1000 g/pc	4.55	5.17	Italy FCA	Greece		
		1000-2000	4.50	5.11 -				
		> 2000	4.25	4.83 +				
	Fresh- whole, wild	> 1000 g/pc	9.50	10.80 =	France wholesale	France		



The European Fish Price Report is a monthly GLOBEFISH publication.
This issue was prepared by Helga Josupeit and Felix Dent.

PRICE REFERENCE (INCOTERMS 2010)

CFR	Cost and Freight
CIF	Cost, Insurance and Freight
CIP	Carriage and Insurance Paid To
CPT	Carriage Paid To
DAT	Delivered at Terminal
DAP	Delivered at Place
DDP	Delivered Duty Paid
EXW	Ex Works
FCA	Free Carrier
FAS	Free Alongside Ship
FOB	Free on Board

PRODUCT FORM

C&P	Cooked and Peeled
FAS	Frozen at Sea
H&G	Headed and Gutted
HOG	Head on Gutted (salmon)
IQF	Individually Quick Frozen
IWP	Individually Wrapped Pack
PBI	Pinbone In
PBO	Pinbone Off
PD	Peeled and Deveined
PTO	Peeled Tail On
PUD	Peeled, Undeveined

CURRENCY RATES

		US\$	EUR
Canada	CAD	1.25	1.42
Hungary	HUF	322.00	364.40
Norway	NOK	8.72	9.88
USA	USD		1.13
EU	EUR	0.88	
Denmark	DKK	6.57	7.44
Russia	RUR	72.72	82.38

Exchange Rates 17.11.2021

SYMBOLS

- + Price increased in original currency since last report
- Price decreased in original currency since last report
- = Updated but unchanged price
- * New insertion
- Not updated since last issue

GLOBEFISH Price Dashboard FAO

GLOBEFISH is pleased to announce a new information product available on its website: the GLOBEFISH European Price Dashboard. Prices are automatically drawn from various sources along the value chain into a central database and updated once a week. Users can browse prices and analyse trends, as well as search or filter prices according to common or scientific name, species grouping, preservation, origin or market, to mention a few.



**GLOBEFISH Market Reports are available from the GLOBEFISH web site:
www.fao.org/in-action/globefish**



Food and Agriculture
Organization of the
United Nations

EUROPEAN PRICE REPORT

GLOBEFISH

Trade and Market Team (NFIMT)
Fisheries and Aquaculture Division
Food and Agriculture Organization of the United Nations
Viale delle Terme di Caracalla
00153 Rome, Italy

globefish@fao.org

www.globefish.org



#FAOfish



GLOBEFISH
