



Food and Agriculture
Organization of the
United Nations

EUROPEAN PRICE REPORT



Latest trends

With half of Europe still in lockdown amidst the third wave of the COVID-19 pandemic and the emergence of the new virus variants, the overall climate of uncertainty in the European fish market continues. While some products are selling at premium prices, other products that are dependent on the restaurant trade are suffering from a severe lack of demand. The spike in demand for fishery products typically observed during Holy Week, especially in the Southern part of the continent, is unlikely to materialize this year.

GROUND FISH

In Germany, the main Alaska pollack market in Europe, imports of frozen Alaska pollack fillets were stable in the first eleven months of 2020. However, the price of the commodity increased from USD 3.65 per kg in 2019 to USD 4.15 per kg in 2020, leading to higher total import value. China remains the largest supplier with around half of the market, despite a 12 percent decline in shipments. The United States of America made up the shortfall, increasing shipments of frozen Alaska pollack fillets by 19 percent last year. The upward trend in prices continued into 2021, as some plants and factory ships were hit by COVID-19 outbreaks. Spot offers for PBO blocks from Alaska are rising further from the already high level observed last year. Strong demand from Germany reflects the shift in consumer behaviour during the pandemic, with more people buying frozen ready-meals in supermarkets in place of fresh fish purchases from specialized fish mongers. This trend is likely to continue at least until mid-2021.

March 2021
3/2021

Index for prices

Groundfish	8
Flatfish	9
Tuna	10
Small Pelagics	11
Cephalopods	11
Crustaceans	12
Bivalves	13
Salmon	14
Trout	14
Freshwater fish	14
Non Traditional Species	15
Seabass-Seabream-Meagre	15

The **European Fish Price Report**, based on information supplied by industry correspondents, aims to provide guidance on broad price trends. Price information is indicative and should be used only for forecasting medium- and long-term trends. FAO is not responsible for any errors or omissions.

GROUND FISH

The impact of the pandemic continues to affect consumption of wet-salted cod fillets from frozen raw material (*Gadus macrocephalus*), and wet-salted cod fillets (*Gadus morhua*) from fresh raw material of Faroese and Icelandic origin. Importers in Southern Europe have been making purchases for the Lenten season, particularly in Spain, but generally demand is weak.

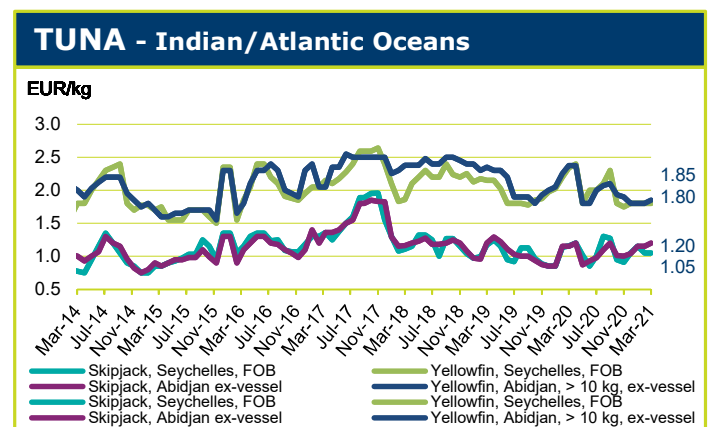
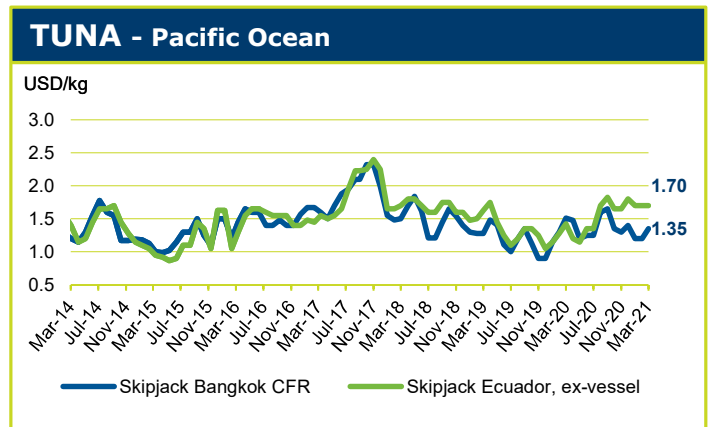
TUNA - BILLFISHES

Fishing in the Western and Central Pacific (WCP) has slowed to poor-to-moderate while raw material inventories at Thai canneries remain unchanged at healthy levels for now. The Bangkok port situation has improved as COVID-19 measures are being scaled back. Skipjack prices have rebounded sharply.

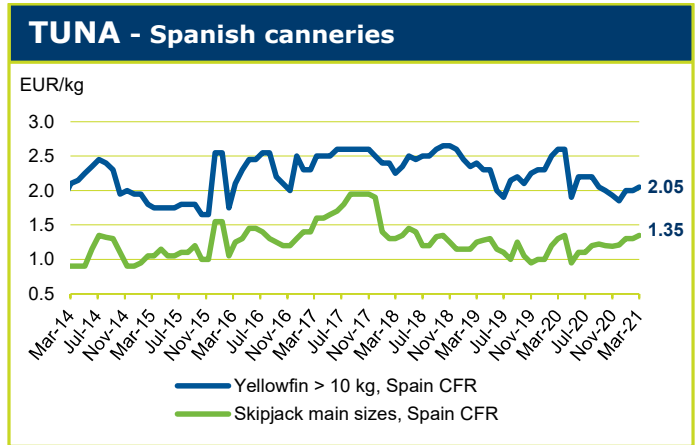
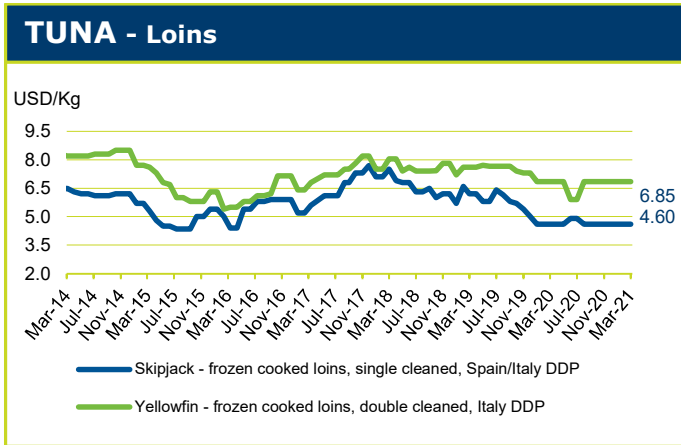
Catches in the Indian Ocean have improved to moderate-to-good. Raw material inventories at local canneries remain moderate. Both skipjack and yellowfin prices remain stable.

The FAD closure in the Atlantic Ocean remains in force until the end of March and catches continue to be very poor. Raw material inventories at local canneries remain short. As this raw material shortage persists, both skipjack and yellowfin prices are increasing.

Fishing in the Eastern Pacific Ocean is reported to be moderate-to-good and fishing effort has intensified with about 75 percent of the fleet out. Raw material inventories at local canneries remain moderate. Both skipjack and yellowfin prices remain stable, but the differential between skipjack prices in Manta and Bangkok remains high at USD 350 per tonne. Canners in Ecuador report very weak buying interest from Europe.



European prices for both skipjack and yellowfin have increased again due to the shortage in the Atlantic Ocean. The market price for cooked, single cleaned skipjack has also increased.

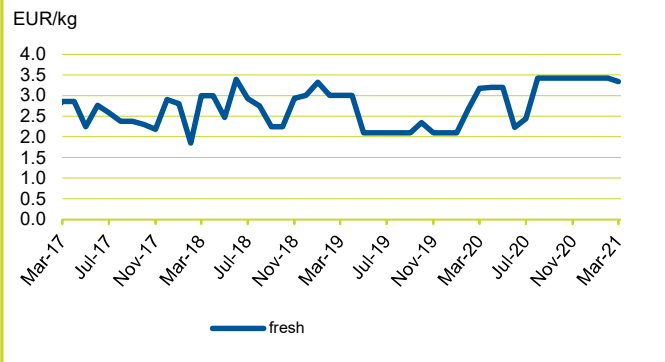


SMALL PELAGICS

Germany's imports of prepared or preserved herring rose by 6 percent during the first eleven months of 2020, to 42 000 tonnes. Poland was by far the largest supplier and accounted for as much as 78 percent of German imports.

Prices for Northeast Atlantic herring are likely to decline in 2021 after recently hitting their highest level since 2016. The new quota advice by ICES will lead to larger quantities being harvested, and this is expected to contribute to pressure on prices.

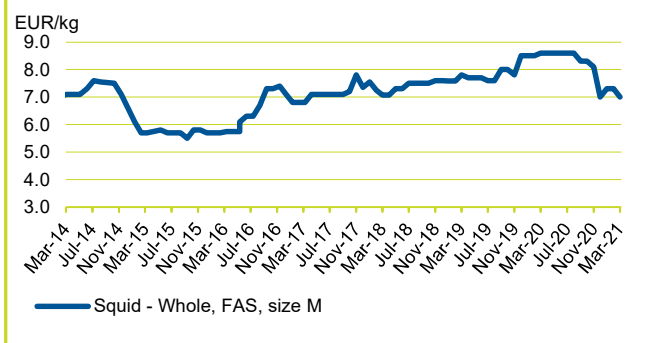
Mackerel - in Italy, origin: France



CEPHALOPODS

Catches of squid in South Africa remain moderate to low and prices are stable. Some sellers are hoping that the local Rand currency will weaken, translating into higher prices from exporters. The water on the East Coast has turned cold, and this may affect fishing over the next few weeks.

SQUID - in Italy, origin: South Africa



Spain is the top squid importer in Europe, with imports mainly supplying the restaurant sector. Due to the pandemic, imports during 2020 fell 12 percent compared with 2019 to some 255 000 tonnes. Falkland/Malvinas Islands lost its position as the top supplier as a result of a significant drop in catches in 2020. Peru took its place at the top spot, shipping some 58 300 tonnes to Spain in 2020. Morocco was the only country reporting higher squid exports to the Spanish market, increasing volumes from 29 700 tonnes to 36 800 tonnes. The unit value of Moroccan squid exports to Spain fell from USD 6.70 per kg in 2019 to USD 5.90 per kg over the same period.

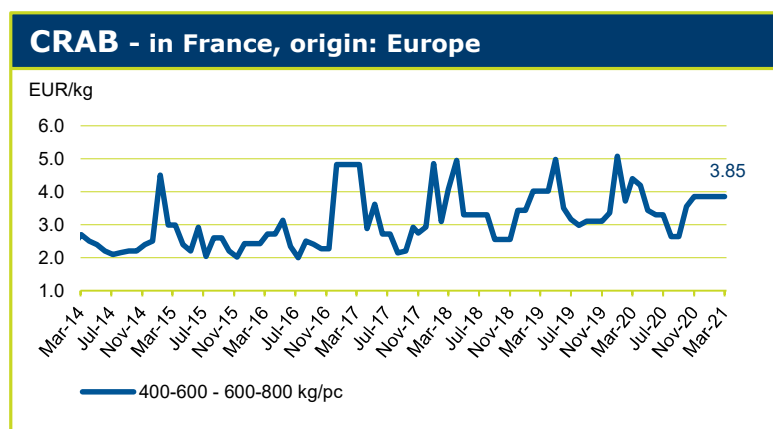
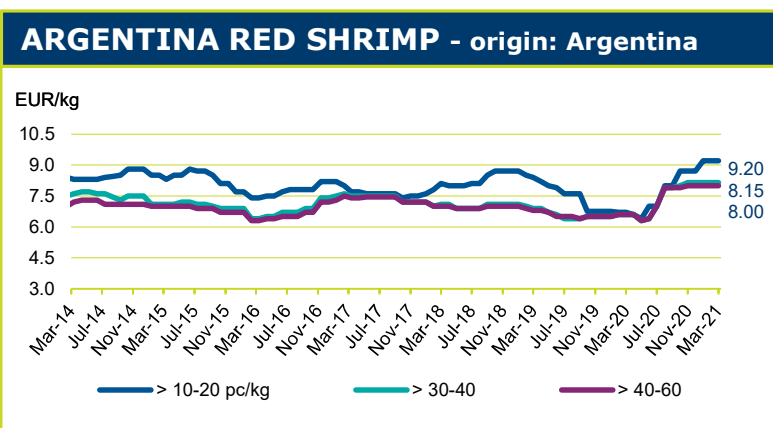
CRUSTACEANS

The European shrimp market remains balanced by the lack of supply from Argentina, especially of onboard frozen product. However, there are significant quantities of land-frozen shrimp available, and prices have started to decline. These volumes will be supplemented in April with the start of shrimp fishing north of the 42° parallel.

Spanish imports of shrimp have fallen due to the ongoing effects of the pandemic. In 2020, some 154 000 tonnes of shrimp were imported, 6 percent less than in 2019. Ecuador shipped 22 percent more shrimp to the Spanish market in 2020, overtaking Argentina as the main supplier. However, the price of Ecuadorian shrimp was well down from 2019 levels, indicating that the hike in volumes was at the expense of profitability. Overall, the unit value of Ecuadorian shrimp declined from USD 6.25 per kg to USD 5.40 per kg, while Argentine shrimp stayed steady at USD 6.50 per kg.

The crab and lobster sector is heavily dependent on restaurant sales, and buyer activity in this sector is very subdued at present, although even in normal times this is typically not a good period for crab and lobster consumption.

bleak on the demand side, but this is somewhat

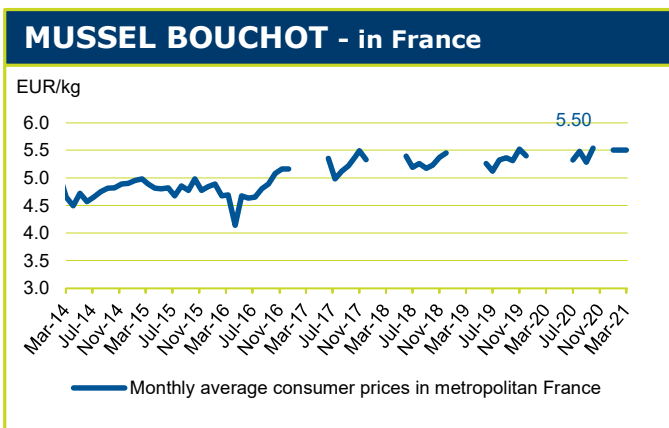


BIVALVES

French bars and restaurants were closed again on 30 October 2020 and have remained closed since then. During a meeting with representatives of the French catering industry on 5 March 2021, the government mentioned the possibility of reopening restaurants between 15 April and 15 May if the most vulnerable part of the French population has been vaccinated by then.

The French bouchot mussel season is over, as is the Dutch bottom mussel season. Irish organic rope mussels are the most widely available mussel at French retail in the month of March.

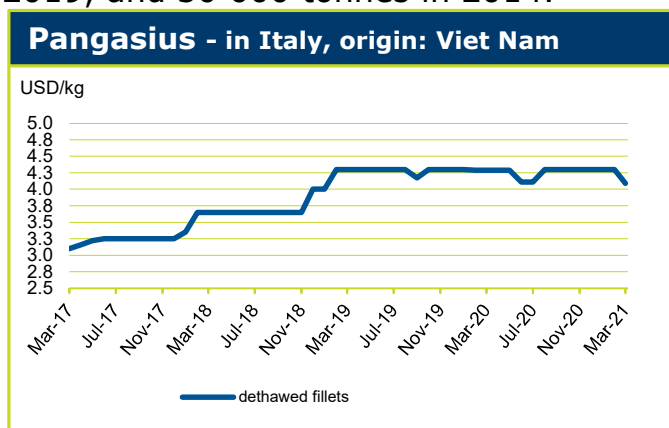
Oyster producers have been severely impacted by restaurant closures, but have been able to adjust to the new situation to an extent, switching their focus to takeaway and home delivery.



FRESHWATER

Spanish imports of frozen pangasius fillets fell again in 2020, as consumer acceptance of the product remains limited. Total Spanish imports of pangasius came to 5 150 tonnes in 2020, down from 5 950 tonnes in 2019, and 30 000 tonnes in 2014.

Compared with Spain, Italy has always been a minor importer of pangasius fillets. In 2020 imports declined by 30 percent, to 4 600 tonnes. Main supplier continues to be Viet Nam with over 95 percent of supplies of this product to the Italian market. The unit value of pangasius fillets in the Italian market declined sharply from USD 2.40 per kg to USD 2.00 per kg in 2020. This price decline was not passed on to the consumers.



SALMON

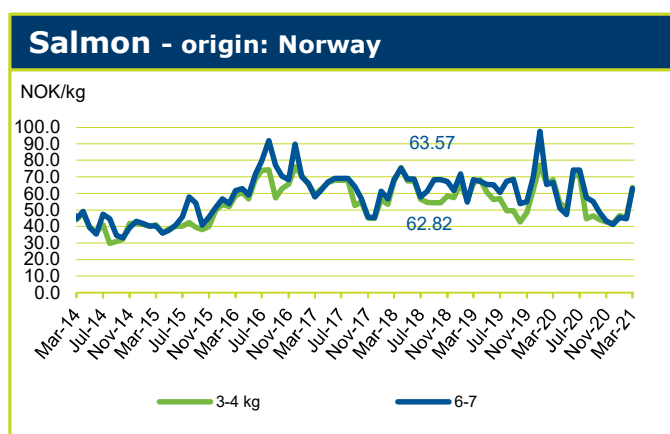
Prices for farmed Atlantic salmon in Europe have been surging upwards in recent weeks, reportedly driven primarily by a supply squeeze resulting from persisting cold water temperatures limiting growth in the pens. At the same time, several key markets have loosened COVID-related restrictions and this is stimulating demand, particularly in Asia.

According to the NASDAQ salmon index, aggregate prices for fresh head-on-gutted (HOG) farmed Atlantics out of Norway had climbed to NOK 62.49 per kg by week 10, 2021. This is an increase of some 29 percent compared with 4 weeks prior and an increase of 45 percent over the preceding 12 weeks. However, this year prices have been abnormally low through January and February so this marks something of a return to normality rather than an extreme spike.

The period of lower prices that has lasted since mid-2020 has given marketers the opportunity to run promotional campaigns to boost sales at retail, accelerating a broader shift away from foodservice to consumer products. While this has met with some success, evidenced by the financial results of large aquaculture companies, total Norwegian salmon export revenue was down year-on-year in February.

According to the Norwegian Seafood Council (NSC), Norway exported 95 600 tonnes of salmon products in February worth NOK 306 million, an increase of 20 percent by volume but a 5 percent drop in value. In the UK, prices for Scottish salmon have also picked up recently. As of week 11, 2021, 3-6 kg HOG Atlantic salmon were selling at GBP 5.80 per kg, an increase of around GBP 1.20 compared with 4 weeks prior. The Scottish industry is facing other challenges, however, as suppliers continue to struggle with the increased administrative burden and other logistical difficulties associated with the change in status of the UK to a "third country" not subject to EU rules and trade benefits. This has seen total time to market increase sharply, and stakeholders are calling for urgent action.

Global Atlantic salmon supply is forecast to remain approximately flat this year, as Chilean producers are expected to reduce their output significantly, which will offset 4-6 percent growth in Norway. Early year increases compared with 2020 will contrast with a contraction in the second half of the year. However, significant quantities of frozen product were stockpiled in 2020 and the impact on price development is uncertain. The pace of the vaccine rollout and the speed at which consumer behaviour returns to pre-pandemic patterns are also difficult to predict. At FishPool, forward prices for March are currently stable at NOK 62.25 per kg but have increased slightly for Q2, to NOK 58.77 per kg.



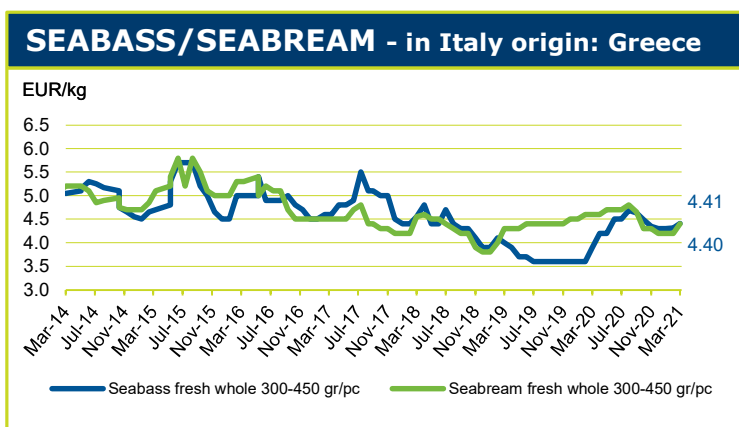
TROUT

According to the most recent figures from the NSC, Norway exported 3 900 tonnes worth NOK 292 million in February, representing a decrease of 20 percent in both volume and value compared with the same month in 2020. While the trout sector has had to contend with similar COVID-related issues as the salmon industry, tightening supply has propped up prices. In week 9, prices for fresh HOG trout out of Norway were down 1 percent year-on-year, to NOK 61.74 per kg.

SEABASS SEABREAM

As the weather warms, the European bass and bream sector is in a relatively good position considering the events of the last year. A timely contraction in supply, partially the result of mass losses in Spain due to storm Gloria last year, has supported prices at reasonable levels even as food service demand has evaporated. In the meantime, the industry has been focusing on driving sales at retail, which has taken on new importance for all fishery products in light of the social and economic impacts of the COVID-19 pandemic.

New product ranges and promotional campaigns have been launched across several markets, and reports suggest that these efforts are paying off. If the vaccine rollout program allows for partial or complete reopening of the Mediterranean restaurant industry by the summer tourist season, the recovery of this source of demand should lift prices substantially. Until then, however, the sector still has to contend with several new challenges, among them the need to keep fish sizes small to align with the preferences of retail buyers.





Fish Species Trade Name	Product Form	Grading	Price per kg			Reference & Area	Origin	
			As stated	EUR	USD			
GROUND FISH							March 2021	
Cod/Cabillaud, Morue/ Bacalao <i>Gadus morhua</i>	Fresh gutted			N.Q.		Poland FOB	Baltic Sea	
	Fresh - Whole			8.58	10.21 +	Italy CPT	Denmark	
	Stockfish	700 g/pc		24.00	28.57 -	DDP	Norway	
	Salted cod			12.50	14.88 *	Spain wholesale	Europe	
	Fresh			5.50	6.55 *			
	Frozen			12.30	14.64 *			
	Fresh cultured			4.00	4.76 *			
<i>Gadus macrocephalus</i>	Fresh fillets			7.80	9.29 *			
	Fillet - wet salted - 1st quality produced from frozen raw material	400-700 g/pc		8.60	10.24	Italy CIF	Denmark	
Hake/Merlu/Merluza <i>Merluccius capensis</i>	Minced block			2.10	2.50 =	Namibia FOB for Spanish market	Namibia	
	IQF portion, trapeze	90-110 g/pc		7.95	9.46	Italy CIF		
<i>Merluccius merluccius</i>	Fresh - whole	100-200 g/pc		5.07	6.11 +	CPT	Europe	
	Frozen	3-4 pc/kg		5.45	6.49 *	Spain wholesale	Spain	
<i>Merluccius hubbsi</i>	Fresh	< 500 g/pc		5.50	6.55 *			
		500-1000		4.50	5.36 *			
		1000		3.20	3.81 *			
	H&G, interleaved	70-150 g/pc		1.49	1.77 *	FOB	Argentina	
	100-250 g/pc		1.58	1.88 *				
	200-350		1.69	2.01 *				
	300-500		2.05	2.44 *				
<i>Merluccius productus</i>	Fillets, skinless, interleaved	60-110 g/pc		3.45	4.11 =			
		120-170		3.49	4.15 -			
	Fillets, skin-on, interleaved	60-120 g/pc		2.69	3.20 -			
	Fillet, PBO			2.77	3.30 =	USA EXW	USA	
	Minced block			1.93	2.30 =			
Alaska pollack/Lieu de l'Alaska/Colin de Alaska <i>Theragra chalcogramma</i>	H&G	>25	RUB	77.00	0.88	1.04	Russian Fed. wholesale Vladivostok	Russian Fed.
		>30		0.81	0.96			
		>25		1.59	1.89	wholesale Moscow		
Haddock/Eglefin/Eglofino <i>Melanogrammus aeglefinus</i>	H&G	< 0.8 kg/pc	NOK	26.50	2.62	3.11	Sweden FCA	Norway
Hoki, Patagonian grenadier/ Grenadier de Patagonia/ Merluza de cola <i>Macruronus magellanicus</i>	H&G, interleaved	100-300 g/pc		1.35	1.61 *	Spain FOB	Argentina	
		200-450		1.48	1.76 *			
		450-700		1.55	1.85 *			
		700-1000		1.59	1.89 *			
Ling/Lingue franche/ Maruca <i>Molva molva</i>	Fillet - wet salted Produced from fresh raw material 1st quality	1-1.5 kg/pc		4.90	5.83	Italy DDP	Faeroe Islands	
Monkfish/Baudroie/ Rape <i>Lophius spp.</i>	Fresh - Tail			7.98	9.50 *	Italy CPT	UK	
	Tails	300-800 g/pc		3.99	4.75	Spain FOB	Spain	
		500-1000		4.15	4.94			
900-1500		5.18	6.17					
Blue whiting/Merlan bleu/ Bacaladilla <i>Micromesistius poutassou</i>	Landfrozen, IQF	8-10 pc/kg		0.75	0.89			
	Frozen on board	100-300 g/pc		1.33	1.58 *			
	H&G, interleaved	200-450		1.44	1.71 *			
Bogue/Boga <i>Boops boops</i>	Landfrozen, block	150-250 g/pc		0.78	0.93 -			



Fish Species Trade Name	Product Form	Grading	Price per kg		Reference & Area	Origin
			As stated	EUR USD		
GROUND FISH (cont.)						March 2021
Bigeye grenadier/ Grenadier à gros yeux/ Granadero ojisapo <i>Macrourus holotrachys</i>	Frozen on board, skinless H&G, interleaved	100-250 g/pc	1.45	1.73	Spain FOB	Argentina
		200-400	1.58	1.88		
		200-500	1.65	1.96		
		500-800	1.69	2.01		
Patagonian grenadier, Hoki/ Grenadier de Patagonie/ Merluza de cola <i>Macrurus megalanicus</i>	H&G, interleaved	100-300 g/pc	1.35	1.61 *		
		200-500	1.55	1.85 *		
		500-700	1.59	1.89 *		
		> 800	1.65	1.96 *		
John Dory/ Saint Pierre Pez de San Pedro <i>Zeus faber</i>	Fresh - whole	1-2 kg/pc	17.50	20.83 +	France wholesale	France
	Fresh - gutted	2-3	19.00	22.62 +	Italy CPT	Senegal
		Fresh - whole headless	small medium big	3.30 6.20 6.90		
Golden redfish Sébastes doré Gallineta dorada <i>Sebastes norvegicus</i> <i>Sebastes marinus</i>	Block-Frozen	2-3 pc/kg	1.25	1.49 *	Spain FOB	Spain
		Fresh		8.84	10.52 *	Italy CPT
FLAT FISH						March 2021
Turbot/Rodaballo <i>Psetta maxima</i>	Fresh - whole farmed	0.5-1 kg/pc	4.00	4.76 =	Spain CIF	Spain
		1-2	5.00	5.95 =		
		2-3	7.00	8.33 =		
		3-4	9.00	10.71 =		
	Fresh - whole	0.3-0.5 kg/pc	6.05	7.20		Netherlands
		0.5-1 kg/pc	6.35	7.56		
		0.8-1	11.35	13.51		
		1-2	12.85	15.30		
		2-3	12.35	14.70		
		3-4	13.15	15.65		
Fresh - whole	0.5-1 kg/pc	8.42	10.02 *	Italy CPT	Spain/Portugal Netherlands	
	1-2	10.00	11.90 =			
	2-3	10.00	11.90 =			
	3-4	10.00	11.90 =			
	> 4	10.00	11.90 =			
Spiny turbot/turbot épineux/ rodaballo espinoso <i>Psettodes spp.</i>	Fresh - gutted		6.51	7.75 *		
Sole/Sole/ Lenguado <i>Solea vulgaris</i>	Fresh - whole wild	< 175 g/pc	10.50	12.50 +	Spain CIF	
		170-200	10.50	12.50 -		
		200-300	13.55	16.13 -		
		300-500	15.30	18.21 *		
		400-500	15.45	18.39 *		
	Fresh - whole wild	500-600	16.30	19.40 *		France
		300-400 g/pc	17.80	21.19 -		
Sand sole/sole-pole lenguado de arena <i>Solea lascaris</i>			11.38	13.55 *	Italy CPT	West Africa
			9.62	11.45 *		
Senegalese sole/sole du Sénégal Lenguado senegalés <i>Solea senegalensis</i>			12.51	14.89 *		Senegal
European plaice/ Plie d'Europe/ Solla europea <i>Pleuronectes platessa</i>	Fresh - whole	300-400 g/pc	3.90	4.64 -	Spain CIF	Netherlands
		400-600	3.90	4.64 -		
		> 600	4.05	4.82 -		
European Flounder/ Flet d'Europe/ Platija europea <i>Platichthys flesus</i> <i>Scophthalmus rhombus</i>			6.82	8.12 *	Italy CPT	
			2.51	2.99 -		
Cadenat's sole/ Sole de Cadenat Sortija de Cadenat <i>Pegusa cadenati</i>	whole, IQF	12-15 cm	0.69	0.82	Spain fob	Spain



Fish Species Trade Name	Product Form	Grading	Price per kg		Reference & Area	Origin
			As stated	EUR USD		
TUNA/BILLFISHES						March 2021
Tuna/Thon/Atún for canning	Skipjack - whole		1.13	1.35 +	Bangkok CFR FOB	Western/Central Pacific Ocean
			1.05	1.25		
	Skipjack - whole		1.43	1.70 =	Ecuador ex-vessel	Eastern Tropical Pacific Ocean
	Yellowfin - whole		1.93	2.30 =		
	Skipjack - whole		1.05	1.25 =	Seychelles FOB	Indian Ocean
	Yellowfin - whole		1.80	2.14 =		
	Skipjack - whole		1.20	1.43 +	Abidjan ex-vessel	Atlantic Ocean
	Yellowfin - whole	> 10 kg	1.85	2.20 +		
	Skipjack - whole	1.8-3.4 kg/pc	1.35	1.61 +	Spain CFR	Various origins
	Yellowfin - whole	> 10 kg	2.05	2.44 +		
	Skipjack - cooked & cleaned loins - vacuum packed	double cleaned	3.87	4.60	Italy DDP	Solomon Islands
	Yellowfin - cooked & cleaned loins - vacuum packed	double cleaned	5.76	6.85		Kenya/Mauri- tius/Solomon Is.
	Skipjack	> 1.8 kg/pc	1.03	1.23	Tunisia CFR	Seychelles
			1.45	1.73		Ghana
	Yellowfin- H&G	< 25 kg/pc > 20	2.85	3.39 *	Spain FOB	Atlantic Ocean
			4.55	5.42 *		
	Yellowfin- frozen loins		6.15	7.32	DDP	Eastern Pacific
	Skipjack - whole	> 3.5 kg	1.10	1.31	DAT	Atlantic Ocean
	Skipjack- frozen loins		3.80	4.52	DDP	Eastern Pacific
	Skipjack - cooked loins	single cleaned	3.45	4.10 +		
	Bigeye- frozen loins		5.97	7.10		
	Bigeye - H&G	< 25 kg/pc > 20	2.75	3.27 *	FOB	Atlantic Ocean
			4.45	5.30 *		
	Skipjack - whole		1.76	2.10	Europe CFR	Ecuador
	Yellowfin - pre-cooked loins	double cleaned	4.62	5.50 -		
		single cleaned	4.37	5.20 -		
	Skipjack - pre-cooked loins		4.12	4.90 -		
for direct consumption	Albacore - whole	> 12 kg/pc	13.93	16.78 *	Italy CPT	Italy
	Bigeye - whole	> 12	11.81	14.23 *		
	Albacore - whole	> 12 kg/pc < 15	6.00	7.14 *	Spain wholesale FOB	Atlantic
			3.98	4.74 *		
Swordfish/Espadon/ Pez espada <i>Xiphias gladius</i>	Fresh - whole	< 12 kg/pc	5.00	5.95 *	wholesale FOB France, wholesale	
		> 25	22.00	26.19 *		
		average	18.00	21.43 *		
	Frozen - whole	< 12 kg/pc	3.50	4.17 *		
		> 25	14.00	16.67 *		
		average	9.50	11.31 *		
		< 10 kg/pc	4.35	5.18 *		
		10-30	4.99	5.94 *		
		30-50	5.88	7.00 *		
		50-70	5.88	7.00 *		
		70-100	5.67	6.75 *		
	100-150	5.48	6.52 *			
	> 150	5.25	6.25 *			
	Fresh- whole		10.50	12.50 =		
Frozen- filet, vacuum		8.40	10.00 =		Spain	
Fresh - gutted		9.95	11.85 -	Italy FCA	Morocco	
Frozen - gutted		9.95	11.99 *			



Fish Species Trade Name	Product Form	Grading	Price per kg		Reference & Area	Origin	
			As stated	EUR USD			
SMALL PELAGICS						March 2021	
Mackerel/Maquereau/ Caballa <i>Scomber scombrus</i>	Fresh - whole		3.34	4.02 -	Italy CPT	France	
	Whole	Small	1.00	1.19 *	Spain wholesale	Spain	
		Large	6.00	7.14 *			
	IQF Whole	Average	4.20	5.00 *	FOB		
		8-13 pc/kg	0.83	0.99 *			
10-14		1.83	2.18 *				
	13-18	2.83	3.37 *				
Horse Mackerel/ Chincard/ Jurel <i>Trachurus spp</i>	Whole	> 24 cm/pc	1.23	1.46	Morocco FOB for European market	Morocco	
	Fresh	Small	0.60	0.71 *	Spain wholesale	Spain	
		Large	3.00	3.57 *			
		Average	2.50	2.98 *			
	IQF	2-3 pc/kg	1.38	1.64 *	FOB		
		6-8	1.08	1.29 *			
	Block-frozen	6-10	0.98	1.17 *			
9-16		0.95	1.13 *				
	10-15	0.96	1.14 *				
Herring/Hareng/Arenque <i>Clupeidae</i>	Fresh		3.50	4.17 *	Italy CPT	Denmark	
	Fresh - whole	250-300 g/pc > 350	0.81	0.96	Russian Fed. wholesale Moscow	Russian Fed.	
		250- 300 g/pc > 300	1.52	1.81			
		> 250	0.66	0.79	Russian Fed. wholesale Vladivostok		
		70-100 g/pc	0.82	0.70			
		0.61	0.73	Poland FOB	Baltic		
		0.37	0.44				
Sprat/Sprat/Espadin <i>Sprattus sprattus</i>	Fresh - whole		0.18	0.21			
Sardine/Sardine/ Sardina <i>Sardina pilchardus</i>	Fresh - whole		2.05	2.44 *	Italy CPT	Europe	
	IQF, skin-on, open butterfly fillet		2.39	2.85	Spain FOB	Morocco	
	Fresh - whole		2.50	2.98 -	France- wholesale	France	
Anchovy/Anchois/ Boquerón <i>Engraulis encrasicolus</i>	Fresh		3.50	4.17 =			
	Fresh		2.50	2.98 *	Spain - wholesale		
CEPHALOPODS						March 2021	
Squid/Encornet/Calamar <i>Loligo spp.</i>	Whole	S (< 18 cm)	6.20	7.38 -	Italy CIF	South Africa	
		M (18-25)	7.00	8.33 -			
		L (25-30)	8.00	9.52 -			
		XL (>30)	8.00	9.52 -			
			8.86	10.55 -			
	<i>Loligo vulgaris</i>	Fresh - whole		8.86	10.55 -		Croatia
		Whole, IWP	3P	6.65	7.92	Spain FOB	Morocco
	2P		8.25	9.82			
	31-35 cm/pc		8.89	10.58			
	> 36		8.89	10.58			
Frozen		9.35	11.13 *	wholesale	Spain		
<i>Loligo gahi</i>	Whole	2 small	3.85	4.58	Mauritania FOB for European market	Mauritania	
		3 small	3.65	4.35			
		4 small	3.50	4.17			
		small	5.75	6.85			
		medium	7.60	9.05			
large	8.40	10.00					
<i>Illex argentinus</i>	Whole	12-14 cm/pc	5.45	6.49 +	Spain FOB	Argentina	
		14-14	5.50	6.55 *			
		14-16	6.65	7.92 *			
<i>Illex illecebrosus</i>	Whole	18-22 cm/pc	3.45	4.11 *	wholesale	Falkland/Malvinas Islands	
		22-26	3.49	4.15 -			
		1	4.80	5.71 *			
		2	4.80	5.71 *			
		3	4.80	5.71 *	FOB	Spain	
	4	4.80	5.71 *				
<i>Doryteuthis pealeii</i> <i>Doryteuthis opalescens</i> <i>Uroteuthis duvauceii</i>	Whole		5.80	6.90 *	wholesale	United States of America	
			4.25	5.06 *			
			6.00	7.14 *			India



Fish Species Trade Name	Product Form	Grading	Price per kg		Reference & Area	Origin			
			As stated	EUR USD					
CEPHALOPODS (cont.)						March 2021			
Octopus/Poulpe/Pulpo <i>Octopus vulgaris</i>	Whole - FAS	T1	7.89	9.39	Morocco FOB, for Spanish market	Morocco			
		T2	7.89	9.39					
		T3	7.89	9.39					
		T4	7.89	9.39					
		T5	7.78	9.26					
Sushi slice 100% net weight	7 g/pc	9	16.22	19.30	Europe CFR	Indonesia			
		boiled cut	7.48	8.90					
		100% net weight							
		Flower type	1-2 kg/pc	3.87			4.60		
90% net weight	>2	4.96	5.90						
Octopus/Poulpe/Pulpo <i>Octopus vulgaris</i>	Fresh	1-2	13.90	16.55 +	Italy CPT	Italy			
		extra	9.46	11.26			FCA	Spain	
		small	7.70	9.17			CPT	Croatia	
		10% glaze	T3	T3	9.19	10.94	EXW	Morocco	
				T4	8.74	10.40			
				T5	8.41	10.01			
				T6	7.91	9.42			
		Eviscerated	800-1400 g/pc	1400-1800	10.85	12.92 *	Spain FOB		
				1800-3000	10.89	12.96 *			
				> 3000	11.15	13.27 *			
		Fresh			11.20	13.33 *			
				Frozen		10.00	11.90 -	France, wholesale	Europe
		<i>Eledone moschata</i>	Fresh - whole	Mixed	3.90	4.64	Italy CPT	Croatia	
				Small	6.25	7.44			
				Medium	4.85	5.77			
Extra	2.00			2.38					
Frozen- whole	50-100 g/pc			100-200	4.25	5.06	CFR	Yemen	
				200-300	5.17	6.15			
				300-500	5.17	6.15			
				400-600	5.17	6.15			
				600- 1000	5.17	6.15			
				500-1000	5.17	6.15			
1000- 2000	5.17	6.15							
<i>Eledone cirrhosa</i>	Cleaned, block	100-150 g/pc	7.91	9.42	Spain FOB	Spain			
Cuttlefish/Seiche/ Sepia <i>Sepia spp.</i>	Frozen at land- whole block	100-200 g/pc	4.12	4.90	Viet Nam CIF	Yemen			
		200-300	4.12	4.90					
		>300	4.12	4.90					
	FAS- whole block	200-300 g/pc	300-500	3.99	4.75	Europe CIF			
			500-1000	3.99	4.75				
			1000- 2000	3.99	4.75				
			Whole	200- 300 g/pc	2.52			3.00	
			300- 500	2.98	3.55				
500- 1000			3.19	3.80					
			8.50	10.12 *	Spain wholesale	Spain			
CRUSTACEANS						March 2021			
Whiteleg shrimp/ Crevette pattes blanches/Camarón patiblanco <i>Penaeus vannamei</i>	PD, chemical treatment 100% net weight treated with non-phosphate	31-40 pc/lb	8.40	10.00	Europe CFR	Indonesia			
		41-50	7.14	8.50					
		51-60	6.81	8.10					
		61-70	7.10	8.45					
		71-90	6.64	7.90					
Defrosted frozen			6.27	7.46 *	Italy CIF	Ecuador			
			7.27	8.65 *					
Argentine red shrimp/ Salicoque rouge d'Argentine/ Camarón langostin argentino <i>Pleoticus muelleri</i>	Head-on, shell-on	10-20 pc/kg	9.20	10.95 =	Spain EXW	Argentina			
		20-30	8.60	10.24 =					
		30-40	8.15	9.70 =					
		40-60	8.00	9.52 =					
	Headless	10-20 pc/kg	20-30	7.85	9.35	FOB			
			20-30	7.95	9.46 -				
			Whole	C1	7.30			8.69	Italy CPT
			Peeled IQF	L2	5.90			7.02	FCA
		20-40 pc/kg	12.90	15.36					



Fish Species Trade Name	Product Form	Grading	Price per kg		Reference & Area	Origin	
			As stated	EUR USD			
CRUSTACEANS (cont.)						March 2021	
Giant tiger prawn/ Crevette géante tigrée/ Langostino tigre <i>Penaeus monodon</i>	Farmed, organic, cooked	20-30 pc/kg	26.00	30.95 =	France, wholesale	Madagascar	
		30-40	22.00	26.19 =			
		40-50	18.00	21.43 =			
		40-50	16.50	19.64 +			
Norway lobster/ Langoustine/Cigala <i>Nephrops norvegicus</i>	Fresh - Whole, 4X1.5 kg	31-40	8.10	9.64 =	Spain DDP	Netherlands	
		41-50	8.52	10.14			
	Tails	40-60	13.35	15.89	CIF	Scotland	
		11-15 pc/kg	16.35	19.46 *			
		16-20	12.90	15.36 *			
		20-30	9.20	10.95 *			
	Whole	31-40	8.10	9.64 *	Italy CPT	Denmark	
		5-6	13.85	16.49 *			
European lobster/ Homard européen/ Bogavante <i>Homarus gammarus</i>	Live - bulk	400-600 g/pc	41.50	49.40 +	France delivered to French vivier	Ireland	
		600-800	41.50	49.40 +			
American lobster/ homard américain/ langosta americana <i>Homarus americanus</i>	Fresh		16.83	20.04 *	Italy CPT	United States of America	
Scalloped spiny lobster/ Langouste festonnée/ Langosta festoneada <i>Panulirus homarus</i>	Whole	100-200g	11.55	13.75	Taiwan (Province of China) CIF	Yemen	
		200-300	11.76	14.00			
		> 300	11.34	13.50			
	Whole, IWP	30-60 g/pc	13.45	16.00	Europe CIF		
		60-120	13.45	16.00			
>120g	16.81	20.00					
Edible crab/Tourteau/ Buey de mar <i>Cancer pagurus</i>	Live, bulk	T2 (13-16 cm)	3.85	4.58	France Auction	France	
		500-700g/pc	7.50	8.93 =			
		>1 kg	8.80	10.48 +			
Spinous spider crab/ Araignée européenne/ Centolla europea/ <i>Maja squinado</i>	Fresh - female		5.30	6.31	Italy CPT	UK	
		male	4.50	5.36			
	female		4.90	5.83		France	
		male	5.50	6.55			
	Fresh-female	small	2.87	3.42			
		male	3.30	3.93			
BIVALVES						March 2021	
Oyster/Huître/Ostra <i>Crassostrea gigas</i>	Live	No. 3	4.50	5.36	France prod. Price/ average export price	Ireland/France	
		60-100 g/pc	13.75	16.37 -	Spain CIF	Netherlands	
			80-95 g/pc	21.84			26.00 *
			95-110	17.08			20.33 +
			110-130	20.87			24.85 *
Mussel/Moule/Mejillón <i>Mytilus edulis</i> <i>Mytilus galloprovincialis</i>	Live - Bottom mussel	Bulk	2.10	2.50 =	France wholesale	France	
			1.80	2.14 =		Netherlands	
	Live - Rope	60-80 pc/kg	2.00	2.38 =	Spain FOB wholesale	Spain	
			1.95	2.32 =			
	Live	30-40 pc/kg	1.10	1.31 *	Italy CPT FCA	Italy	
			2.85	3.39 *			
	Fresh - whole		1.92	2.29	Spain Chile		
			2.05	2.44			
	Fresh - in skin		1.40	1.67			
			3.65	4.35 +	CIF		
Razor shell/Couteau/ Navajas - <i>Solenidae</i>	Fresh	S	7.80	9.29 +	Spain CIF	Ireland	
		M	8.60	10.24			
		L	12.15	14.46			
	Live	10-12 cm/pc	3.70	4.40 -	wholesale	Netherlands	
			5.00	5.95 *		Europe	
Great Atlantic scallop/ Coquille-St- Jacques/ Vieira <i>Pecten maximus</i>	Fresh whole shell, roe-on		4.10	4.88 =	France wholesale	France	
			3.90	4.64 +			
	Fresh whole shell, roe-off		27.00	32.14 =	Europe		
			28.00	33.33 =			
	Frozen, meat, roe-on		27.50	32.74 =	Retail		
			25.00	29.76			
	Fresh, whole shell, bulk, roe-on		24.50	29.17			
			7.64	9.10 *	Italy CPT	Italy	
Live		9.50	11.31 *				
Japanese carpet shell/ Palourde japonaise/ Almeja japonesa <i>Ruditapes philippinarum</i>	Live						



Fish Species Trade Name	Product Form	Grading	Price per kg		Reference & Area	Origin	
			As stated	EUR USD			
SALMON						March 2021	
Atlantic salmon/ Saumon de l'Atlantique/ Salmón del Atlántico <i>Salmo salar</i>	Fresh - gutted, head-on	2-3 kg/pc	6.40	7.62 +	France wholesale	Norway	
		3-4	6.50	7.74 +			
		4-5	6.50	7.74 +			
		5-6	6.50	7.74 +			
		6-7	6.60	7.86 +			
	Superior quality	2-3 kg/pc	3.70	4.40 -		Scotland	
			8.70	10.36 +			
	Smoked- Fillet, vacuum reconstituted sides	1-2 kg/pc	31.00	36.90 =			
	Fresh- Fillet	3-4 kg/pc	12.20	14.52 +		Norway	
	Smoked- Fillet, vacuum reconstituted sides	1-2 kg/pc	32.00	38.10 =			
	Fresh - gutted, head-on	1-2 kg/pc	NOK 49.82	4.92	5.85 +	Norway FOB	Norway
			NOK 57.76	5.71	6.79 +		
			NOK 61.68	6.09	7.25 +		
			NOK 63.57	6.28	7.47 +		
			NOK 63.57	6.28	7.47 +		
			NOK 62.82	6.21	7.38 +		
			NOK 60.70	6.00	7.13 +		
			NOK 60.30	5.96	7.09 +		
			NOK 59.76	5.91	7.02 +		
			Fresh	3-4 kg/pc	9.00		
11.00	13.10 *						
11.00	13.10 *						
11.00	13.10 *						
Fresh fillet	3-4 kg/pc	10.00	11.90 *	wholesale	Norway		
		6.40	7.62 *				
Fresh		6.40	7.62 *				
Frozen		5.40	6.43 *				
guttled, head-on	4-5 kg/pc	4.65	5.54 -	Tunisia CFR			
		7.85	9.35				
IQF - salmon slices		9.73	11.58	Europe CFR			
Fresh - salmon cubes 8x8x8		9.73	11.58				
Fresh - Whole - Superior		4.86	5.79 *	Italy DDP	Norway		
Fresh	3-4 kg/pc	9.00	10.71 *	Spain cif	Scotland		
		11.10	13.21 *				
		11.10	13.21 *				
		11.10	13.21 *				
Fresh		6.40	7.62 *	wholesale	Norway		
		5.40	6.43 *				
Fresh- Whole		4.86	5.79	Italy DDP			
IQF portion, 10% glazing	100-150 g/pc	10.10	12.02 +		Denmark		
Spckeye salmon Salmon rouge Salmón rojo <i>Oncorhynchus nerka</i>	Frozen - Whole		18.47	21.99 *	CPT	United States of America	
TROUT						March 2021	
Rainbow trout/ Truite arc-en-ciel/ Trucha arco iris <i>Oncorhynchus mykiss</i>	Fresh- whole		6.20	7.38 =	France wholesale	France	
		Fillet	8.20	9.76 =			
	Fillet, smoked		28.00	33.33 =	Retail		
		Whole, gutted, bulk	11.92	14.19 +			
	Fresh- whole		4.50	5.36 *	Spain wholesale	Spain	
FRESHWATER FISH						March 2021	
Arctic char/omble-chevalier/ Trucha alpina <i>Salvelinus alpinus</i>	Fresh- whole		10.00	11.90	France wholesale	Europe	
Nile perch/Perche du Nil/Perca del Nilo <i>Lates niloticus</i>	Fillet - skinless	300-500 g/pc	4.62	5.50	EU CFR	Uganda	
		Interleaved, 100% net weight	500-1000	5.42			6.45
		Fresh whole	200-400 g/pc	3.90			4.64 +
Pike perch/Sandrel - Lucioperca <i>Sander lucioperca</i>	Fillet - fillets		9.20	10.95 *	Spain wholesale CFR	Tanzania	
			5.42	6.45			
Nile Tilapia/Tilapia du Nil/Tilapia del Nilo <i>Oreochromis niloticus</i>	Fillet - skinless, PBI, IWP	500-1000 g/pc	5.42	6.45	France whoelsale	Europe	
		Fresh- whole	Average size	9.50			11.31 -
		Fillet		12.20			14.52 =
Pangasius <i>Pangasius hypophthalmus</i>	Fillet - whole	2-3 kg	14.50	17.26	Spain CFR	China	
		Fillet - skinless, IQF, PBO non-treated, 10% glaze	5-7 oz/pc	3.85			4.00
Pangasius <i>Pangasius hypophthalmus</i>	Fillet, thawed		4.09	4.87 -	Italy CIF	Viet Nam	



Fish Species Trade Name	Product Form	Grading	Price per kg		Reference & Area	Origin
			As stated	EUR USD		
NON-TRADITIONAL SPECIES						March 2021
Sturgeon/Sturgeon/ Esturione <i>Acipenseridae</i> <i>A.baeri</i>	Frozen - Whole	1.5-2 kg/pc	6.50	7.74	France CIF	France
	Gutted	5-7 kg/pc	7.50	8.93		
	Fillets	200-300 g/pc	15.00	17.86		
		800-1000	15.00	17.86		
Caviar (Aquitaine) metal boxes		999	1,189			
European eel/ Anguille d'Europe/ <i>Anguilla europea</i> <i>Anguilla anguilla</i>	Smoked	Medium	48.00	57.14 =	wholesale	Europe
	Fresh		9.00	10.71 *	Italy CPT	
Dusky grouper Mérout/Mero moreno <i>Epinephelus marginatus</i>	H&G	3-5 kg/pc > 5	5.71	6.80	Europe CIF	Yemen
	IWP, gutted	> 3 kg/pc	4.54	5.40		
	Fresh - whole		10.90	12.98 *	Italy CPT	Senegal
White grouper/ Merou blanc/Cherna de ley <i>Epinephelus aeneus</i>	Fresh - whole		9.09	10.82 *		
Blue shark/ Peau bleue/Tiburón azul <i>Prionace glauca</i>	H&G, skin-on	< 4 kg/pc	0.55	0.65	Spain FOB	Spain
		4-7	0.55	0.65		
		7-12	0.55	0.65		
		12-20	0.95	1.13 +		
		> 20	0.89	1.06 +		
	H&G, skinless	< 4 kg/pc	1.12	1.33 +		
		4-7	0.98	1.17 +		
		7-12	1.19	1.42 +		
		12-20	1.19	1.42 +		
		> 20	1.18	1.40 +		
Crimson jobfish Colas fil/Panchito hebra. <i>Pristipomoides filamentosus</i>	Whole, gutted	2-3 kg/pc	2.69	3.20 -	Europe CIF	Yemen
		3- 5	2.94	3.50 =		
		5- 10	2.94	3.50 =		
Spangled emperor/ Empereur moris/ Emperador relámpago <i>Lethrinus nebulosus</i>	Whole, gutted	3-5 kg/pc	3.95	4.70		
		> 5	2.65	3.15		
	IQF, H&G	3-5 > 5	3.78 3.78	4.50 4.50		
Common dolphinfish (Mahi Mahi)/ Coryphène communel/ Lampuga <i>Coryphaena hippurus</i>	Whole, gutted	2-3 kg/pc	1.01	1.20		
		3- 5	1.09	1.30		
		5-10	1.26	1.50		
SEABASS/SEABREAM/ MEAGRE						March 2021
Seabass/Bar, Loup/Lubina <i>Dicentrarchus labrax</i>	Fresh - whole farmed	200-300 g/pc	3.19	3.80 +	Greece FOB	Greece
		300-450	4.21	5.01 +		
		450-600	4.54	5.40 +		
		600-800	5.28	6.28 -		
		800-1000	6.76	8.04 -		
		> 1000	8.50	10.12 =		
		200-300 g/pc	3.39	4.04 +	Italy CIF	
		300-450	4.41	5.24 +		
		450-600	4.74	5.64 +		
		600-800	5.48	6.52 -		
		800-1000	6.96	8.28 -		
		> 1000	8.70	10.36 =		
		200-300 g/pc	3.44	4.10 +	France CIF	
		300-450	4.46	5.30 +		
		450-600	4.79	5.70 +		
		600-800	5.53	6.58 -		
		800-1000	7.01	8.34 -		
		> 1000	8.75	10.42 =		
		200-300 g/pc	3.43	4.08 +	Spain CIF	
		300-450	4.45	5.29 +		
		450-600	4.78	5.69 +		
		600-800	5.52	6.57 -		
		800-1000	7.00	8.33 -		
		> 1000	8.74	10.40 =		
200-300 g/pc	3.46	4.12 +	Germany CIF			
300-450	4.48	5.33 +				
450-600	4.81	5.73 +				
600-800	5.55	6.60 -				
800-1000	7.03	8.36 -				
> 1000	8.77	10.44 =				



Fish Species Trade Name	Product Form	Grading	Price per kg		Reference & Area	Origin
			As stated	EUR USD		
SEABASS/SEABREAM/ MEAGRE (cont.)						March 2021
Seabass/Bar, Loup/Lubina <i>Dicentrarchus labrax</i>	Fresh - whole farmed	200-300 g/pc	3.44	4.10 +	Portugal CIF	Greece
		300-450	4.46	5.30 +		
		450-600	4.79	5.70 +		
		600-800	5.53	6.58 -		
		800-1000	7.01	8.34 -		
		> 1000	8.75	10.42 =		
	Fresh - whole	200-300 g/pc	3.62	4.31 +	UK CIF	Turkey
		300-450	4.64	5.52 +		
		450-600	4.97	5.92 +		
		600-800	5.71	6.79 -		
		800-1000	7.19	8.55 -		
		> 1000	8.93	10.63 =		
	Fresh - whole - wild Mediterranean	600-800	10.13	12.05	Italy CPT	Egypt
800-1000		10.13	12.05			
1000-2000		11.00	13.10			
> 2000		11.50	13.69			
Farmed - Orbetello	Large	10.70	12.74	FCA	Italy	
	Medium	9.70	11.55			
	Small	7.60	9.05			
Gilthead seabream/ Dorade royale/Dorada <i>Sparus aurata</i>	Fresh - whole farmed	200-300 g/pc	3.80	4.52 =	Greece FOB	Greece
		300-450	4.20	5.00 +		
		450-600	4.20	5.00 +		
		600-800	4.80	5.71 =		
		800-1000	6.50	7.74 =		
		> 1000	8.50	10.12 =		
	Fresh - whole	200-300 g/pc	4.00	4.76 =	Italy CIF	Greece
		300-450	4.40	5.24 +		
		450-600	4.40	5.24 +		
		600-800	5.00	5.95 =		
		800-1000	6.70	7.98 =		
		> 1000	8.70	10.36 =		
	Fresh - whole	200-300 g/pc	4.05	4.82 =	France CIF	Greece
		300-450	4.45	5.30 +		
		450-600	4.45	5.30 +		
		600-800	5.05	6.01 =		
		800-1000	6.75	8.04 =		
		> 1000	8.75	10.42 =		
Fresh - whole	200-300 g/pc	4.04	4.81 =	Spain CIF	Greece	
	300-450	4.44	5.29 +			
	450-600	4.44	5.29 +			
	600-800	5.04	6.00 =			
	800-1000	6.74	8.02 =			
	> 1000	8.74	10.40 =			



Fish Species Trade Name	Product Form	Grading	Price per kg		Reference & Area	Origin	
			As stated	EUR USD			
SEABASS/SEABREAM/ MEAGRE (cont.)						March 2021	
Gilthead seabream/ Dorade royale/Dorada <i>Sparus aurata</i>	Fresh - whole farmed	200-300 g/pc	4.07	4.85 =	Germany CIF	Greece	
		300-450	4.47	5.32 +			
		450-600	4.47	5.32 +			
		600-800	5.07	6.04 =			
		800-1000	6.77	8.06 =			
		> 1000	8.77	10.44 =			
		200-300 g/pc	4.05	4.82 =			Portugal CIF
		300-450	4.45	5.30 +			
		450-600	4.45	5.30 +			
		600-800	5.05	6.01 =			
		800-1000	6.75	8.04 =			
		200-300 g/pc	4.23	5.04 =			UK CIF
		300-450	4.63	5.51 +			
		450-600	4.63	5.51 +			
		600-800	5.23	6.23 =			
	800-1000	6.93	8.25 =				
	> 1000	8.93	10.63 =				
	wild	600-800 g/pc	600-800 g/pc	17.47	20.79	Italy FCA	Morocco
			800-1000	18.63	22.17		
			1000-2000	19.97	23.78		
> 2000			18.57	22.10			
farmed		200-300 g/pc	3.95	4.70	CPT	Greece	
		300-400	3.95	4.70			
		400-600	4.37	5.20			
wild		400-600 g/pc	400-600 g/pc	10.25	12.20	FCA	Egypt
			600-800	10.25	12.20		
			800-1000	10.25	12.20		
	1000-2000		10.50	12.50			
farmed Orbetello	Large	10.70	12.74	FCA	Italy		
	Medium	9.70	11.55				
	1-2 kg/pc	13.50	16.07				
Fresh - whole	200-300 g/pc	200-300 g/pc	3.00	3.57	Italy CIF	Turkey	
		300-400	3.30	3.93			
		400-600	3.30	3.93			
		600-800	3.50	4.17			
		800-1000	4.50	5.36			
		> 1000	5.50	6.55			
White seabream/Sar/Sargo <i>Diplodus sargus</i>	Fresh	300-500 g/pc	6.20	7.38	Italy CPT	Senegal	
			7.18	8.55		Spain	
Japanese threadfin bream/ Cohana japonaise/ Baga japonesa <i>Nemipterus japonicus</i>	Whole	100-200 g/pc	1.64	1.95	Vietnam CIF	Yemen	
		200- 300	1.89	2.25			
		300- 500	1.89	2.25			
Santer seabream/ Denté nufar/Dentón nufar <i>Cheimerius nufar</i>	Whole, frozen at sea, block	100- 200 g/pc	2.32	2.76	USA CIF	Oman	
		> 200	2.66	3.16			
			6.96	8.29			
Meagre/Maigre commun/Corvina <i>Argyrosomus regius</i>	Fresh - Whole farmed	500-1000 g/pc	5.30	6.31	Italy FCA	Greece	
		1000-2000	4.97	5.92			
		> 2000	5.18	6.17			
		> 3000	5.50	6.55			
		> 2000 g/pc	4.95	5.89			
	wild	600-800 g/pc	600-800 g/pc	6.30	7.50	CIF	Egypt
			800-1000	6.00	7.14		
			1000-2000	6.24	7.43		
			2000-4000	6.40	7.62		
		5-10 kg	4000-6000	7.80	9.29	CPT	
			5-10 kg	7.30	8.69		
			10-15kg	8.50	10.12		
			> 1000 g/pc	9.80	11.67 =		
	Fresh- whole, wild					France	



The European Fish Price Report is a monthly **GLOBEFISH** publication. This issue was prepared by Helga Josupeit, William Griffin, Felix Dent, and Alessia Capasso.

PRICE REFERENCE (INCOTERMS 2010)

CFR	Cost and Freight
CIF	Cost, Insurance and Freight
CIP	Carriage and Insurance Paid To
CPT	Carriage Paid To
DAT	Delivered at Terminal
DAP	Delivered at Place
DDP	Delivered Duty Paid
EXW	Ex Works
FCA	Free Carrier
FAS	Free Alongside Ship
FOB	Free on Board

PRODUCT FORM

C&P	Cooked and Peeled
FAS	Frozen at Sea
H&G	Headed and Gutted
HOG	Head on Gutted (salmon)
IQF	Individually Quick Frozen
IWP	Individually Wrapped Pack
PBI	Pinbone In
PBO	Pinbone Off
PD	Peeled and Deveined
PTO	Peeled Tail On
PUD	Peeled, Undeveined

CURRENCY RATES

		US\$	EUR
Canada	CAD	1.25	1.49
Hungary	HUF	308.81	367.74
Norway	NOK	8.51	10.12
USA	USD		1.19
EU	EUR	0.84	
Denmark	DKK	6.25	7.44
Russia	RUR	74.14	87.83

Exchange Rates 17.3.2021

SYMBOLS

- + Price increased in original currency since last report
- Price decreased in original currency since last report
- = Updated but unchanged price
- * New insertion
- Not updated since last issue

**GLOBEFISH Market Reports are available from the GLOBEFISH web site:
www.fao.org/in-action/globefish**



Food and Agriculture
Organization of the
United Nations

EUROPEAN PRICE REPORT

GLOBEFISH

Trade and Market Team (NFIMT)

Fisheries Division

Food and Agriculture Organization of the United Nations


Viale delle Terme di Caracalla

00153 Rome, Italy

globefish@fao.org

www.globefish.org

 #FAOfish



GLOBEFISH
