



Food and Agriculture  
Organization of the  
United Nations

# EUROPEAN PRICE REPORT



Issue 6/2020 June 2020

## Latest trends

One of the key themes emerging in many European countries during the COVID-19 crisis is the need for a renewed focus on local seafood production for domestic consumption.

European seafood markets, as well as Asian seafood markets, are currently characterised by very weak demand and low prices due to the continuing effects of the COVID-19 pandemic, which has seen most importers remain reluctant to resume purchasing even though some countries have begun gradually loosening restrictions.

Although restaurants in France and Italy are slowly opening as COVID-19 restrictions are lifted, social distancing measures and limits on operating capacity in terms of diners per unit area will translate into a significant drop in revenue for the foodservice sector. At the same time, lingering public concerns over the possibility of infection will prevent a full recovery of the restaurant industry for some time to come.

Economic problems and fears for the future mean that spending on non-essential goods will be limited. The tourist season is likely to be heavily subdued, and this means overall seafood consumption will be reduced, particularly in the Southern part of the continent. Despite limited demand, fishing has resumed in most European countries, and this additional supply has led to pressure on prices.

## Index for prices

<b>Groundfish</b>	<b>9</b>
<b>Flatfish</b>	<b>10</b>
<b>Tuna</b>	<b>11</b>
<b>Small Pelagics</b>	<b>11</b>
<b>Cephalopods</b>	<b>12</b>
<b>Crustaceans</b>	<b>13</b>
<b>Bivalves</b>	<b>15</b>
<b>Salmon</b>	<b>15</b>
<b>Trout</b>	<b>16</b>
<b>Freshwater fish</b>	<b>16</b>
<b>Non Traditional Species</b>	<b>16</b>
<b>Seabass-Seabream-Meagre</b>	<b>17</b>

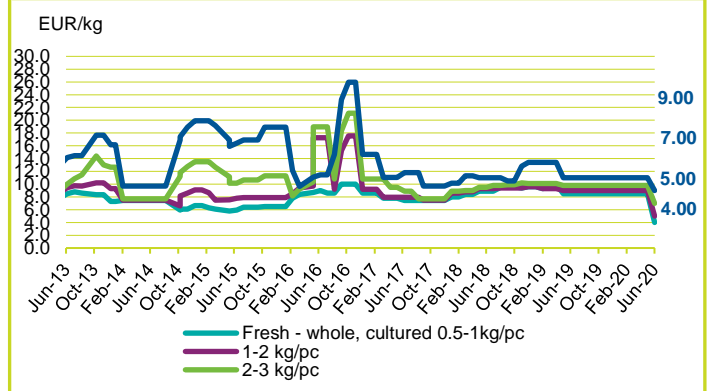
The **European Fish Price Report**, based on information supplied by industry correspondents, aims to provide guidance on broad price trends. Price information is indicative and should be used only for forecasting medium- and long-term trends. FAO is not responsible for any errors or omissions.

## GROUND FISH

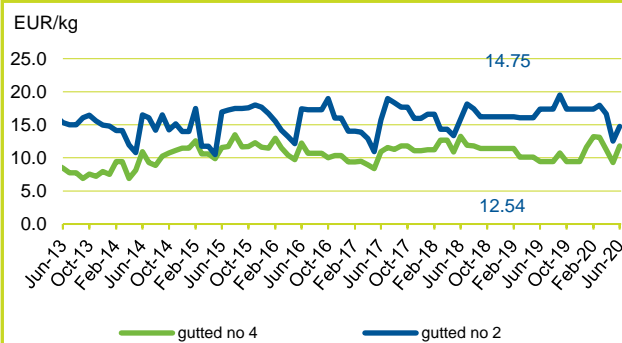
Norway exported 34 600 tonnes of fresh cod in the first five months of the year, an 8 percent decrease in volume and a 2 percent drop in value compared with the first five months of last year. Approximately the same quantity of frozen cod was exported by Norway during the same period, down 6 percent in volume but 6 percent higher year-on-year in value terms. Denmark, Poland, and Sweden were the largest markets for Norwegian fresh cod, while China, the United Kingdom of Great Britain and Northern Ireland, and France were the largest recipients of frozen cod.

The Spanish turbot market has seen a sharp decline in demand, leading to a drop in prices. Prices for smaller sizes, mainly directed to the restaurant trade, have fallen by 50 percent in some cases. On the other hand, the Dutch sole recovered from the extremely low price recorded in May 2020.

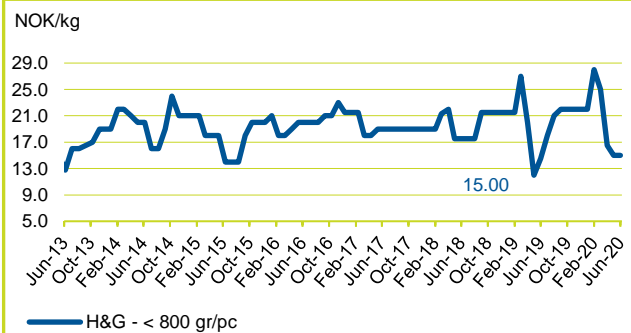
### TURBOT - in Spain, origin: Spain



### Sole - origin: Netherlands



### HADDOCK - H&G, origin: Norway



## TUNA - BILLFISHES

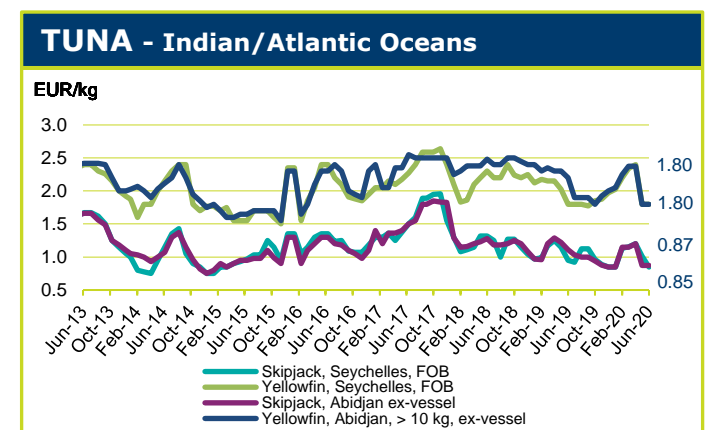
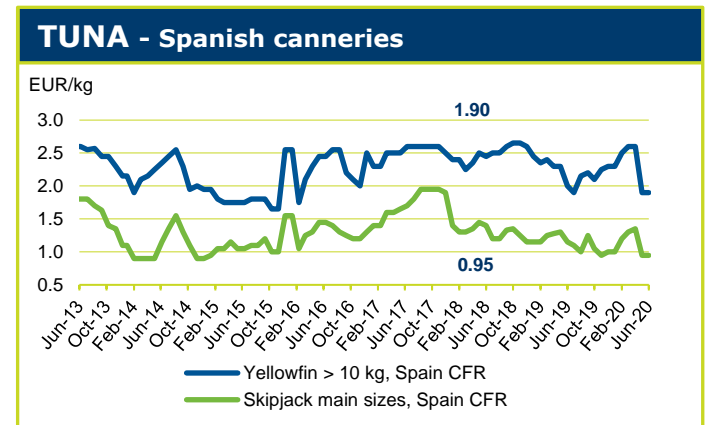
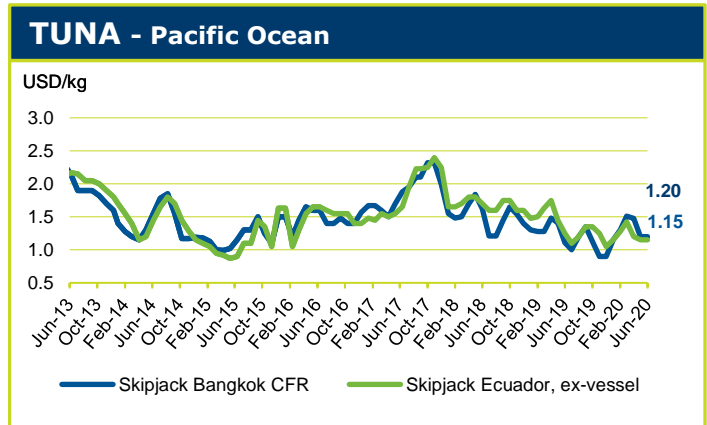
Fishing in the Western and Central Pacific (WCP) is reported to be mixed, with some vessels experiencing good catches and others bad. Thai canneries are reporting moderate raw material inventories as finished goods orders for foodservice sizes remain low. Skipjack prices continue to fall. The 3-month FAD closure in the WCP will commence on 1 July.

Fishing effort in the Indian Ocean has been reduced due to bad weather. Raw material inventories at local canneries are moderate. Fish cargoes continue to be diverted to other markets via containers and carriers. Skipjack and yellowfin prices have fallen further, and the outlook for the yellowfin market in particular is reported to be very bleak.

Fishing in Eastern Pacific is reported to have slowed down to a moderate rate. Furthermore, many fishing vessels are being delayed in port due to quarantine orders or a lack of crew as a result of COVID-19 restrictions. Most canneries in Ecuador are again operating at 100 percent capacity and raw material inventories remain healthy for now. Skipjack prices have recovered slightly due to the likely decrease in landings. However, yellowfin prices have moved down again due to lower demand.

Catches in the Atlantic Ocean continue to be affected by strong currents and remain at a moderate-to-low level. As some local canneries are closed due to COVID-19, raw material inventories have increased to moderate. Skipjack and yellowfin prices continue to decrease.

European prices for round fish have also continued to fall. Meanwhile, the market price for cooked, single cleaned skipjack loins is stable.



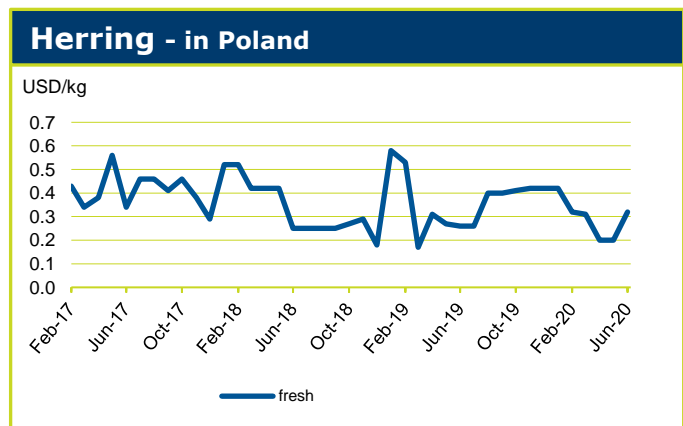
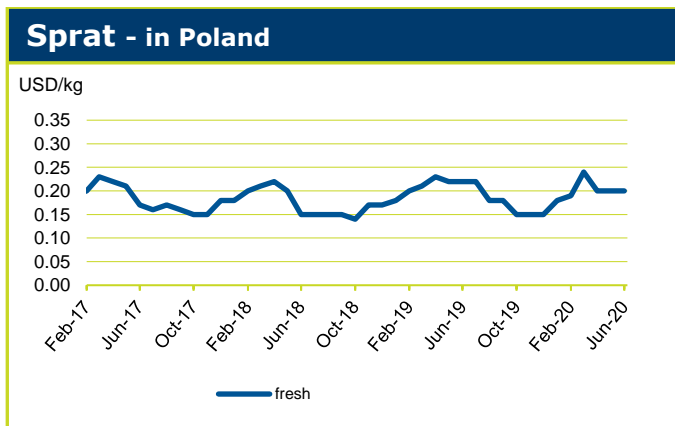
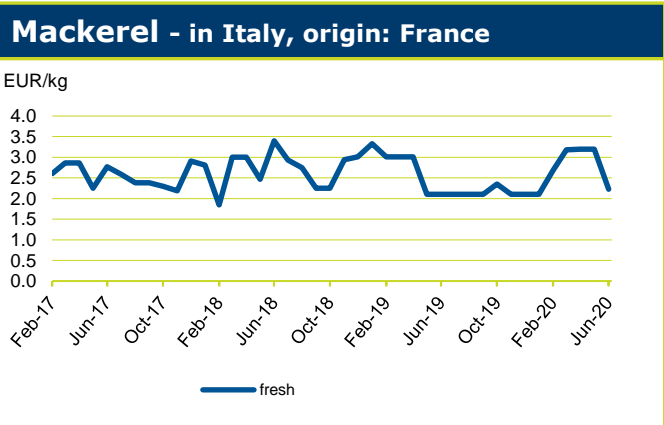
## SMALL PELAGICS

In Poland, herring catches have been moderate, while demand has been good. As consumers revert to traditional seafood options, herring has emerged as one of the more popular products and prices have increased. In contrast, demand for sprat has been poor, which has led to lower prices.

The German herring market is also reportedly strong. Herring in Germany is often marketed as a product with a long shelf-life, and this has led to increased retail sales in this important market.

Norwegian exports of frozen herring fillets rose by 52 percent during the first four months of 2020 compared with the same period last year. Most of this quantity is directed to Poland, where it is processed and packed for the German market.

For mackerel, observed export revenue gains are due to larger quotas, increased landings in Norway by foreign vessels, and good demand in core markets such as Japan and the Republic of Korea. In the first four months of the year, exports of frozen whole mackerel grew by 56 percent in volume, with volumes mainly directed to China, Japan and the Republic of Korea.

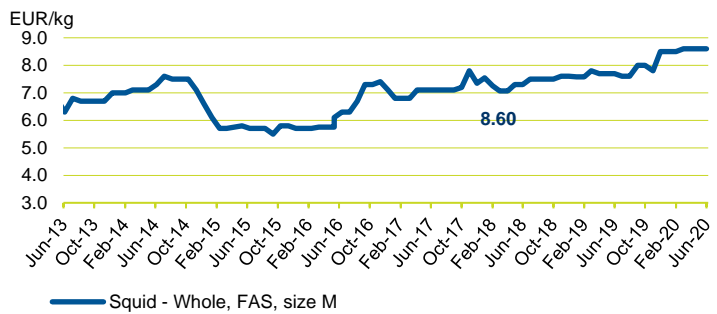


## CEPHALOPODS

The cephalopod market has been severely impacted by the COVID-19 lockdown and the ongoing economic crisis. The octopus market has been completely flat, while poor demand is also reported for squid. Both these products are heavily dependent on the restaurant trade.

The weather has turned wintry in South Africa, with few opportunities to fish. COVID-19 is also now emerging amongst the fishing communities there, and this will have a negative effect on fishing effort.

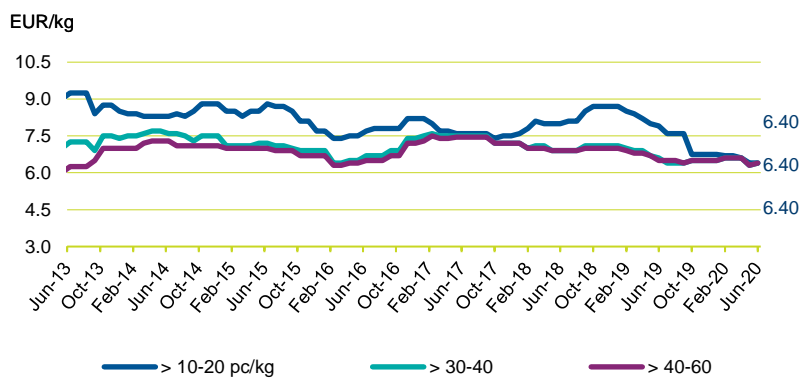
**SQUID - in Italy, origin: South Africa**



## CRUSTACEANS

The European market for shrimp is showing some timid signs of recovery. As coldstorage holdings are very low for Argentine shrimp and for smaller sizes in particular, prices have started to move up slowly, especially for the smaller sizes. The Argentine freezer fleet is in port at present, due to poor demand from Asia, and this means supplies are likely to decline. This will translate into some price increases over the coming month.

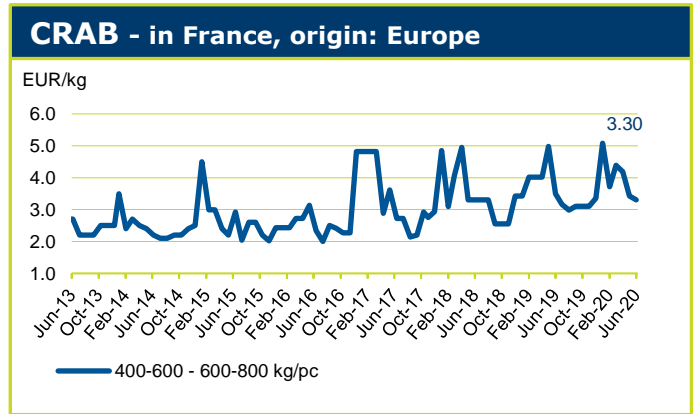
**ARGENTINA RED SHRIMP - origin: Argentina**



Figures for the first quarter of the year do not reflect much of the impact of COVID-19 on the Spanish frozen shrimp market. Imports totaled USD 225 million, on a par with the same period of 2019, with Argentina and Ecuador as the main suppliers. Imports for March were slightly down year-on-year, but Ecuadorian supply to the Spanish market was more plentiful as the Chinese market had already collapsed at that point. Export prices of shrimp to the

Spanish market followed a downward trend, with the unit value falling to USD 6.80 per kg in March 2020, compared with USD 7.20 per kg in March 2019 and USD 7.70 per kg in March 2018. The corresponding unit value of Ecuadorian shrimp was USD 6.00 per kg, down from USD 6.20 per kg one year ago. Further declines due to COVID-19 have been reported for April and May.

Crab prices had already dropped due to decreased exports to China due to COVID-19, but the closure of foodservice in Europe and declining sales of festive products has further impacted the crab market. The gradual lifting of restrictions now underway should provide some relief, however.

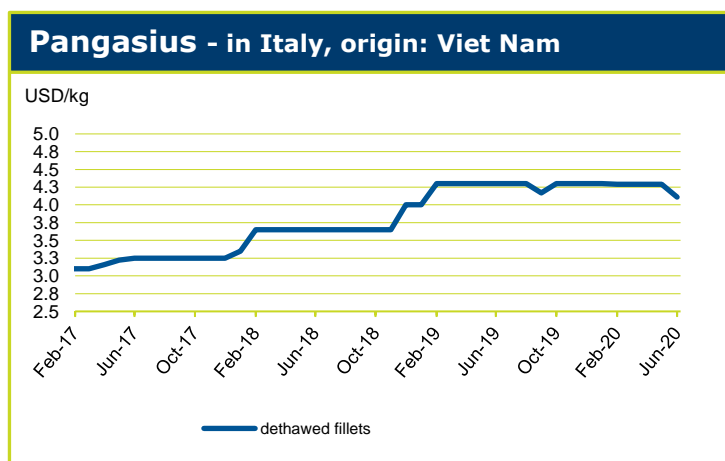


Meanwhile, lobster sales are poor due to the closure of restaurants and very poor sales of luxury products in general. This is likely to continue in the coming months, even if restaurant demand for non-luxury products recovers, as the economic impact will inevitably affect the consumption habits of European seafood consumers.

## FRESHWATER FISH

Vietnamese pangasius farming is going through a tough spell at present, as a lukewarm US market has not been enough to offset low demand from the EU and China, keeping prices flat.

Not surprisingly, the caviar market in Europe is very poor. With restaurants closed and no major tourism expected for the summer months, the outlook is bleak. Like lobster, caviar is a luxury item and consumers are more reluctant to buy or consume these products during periods of reduced economic activity.

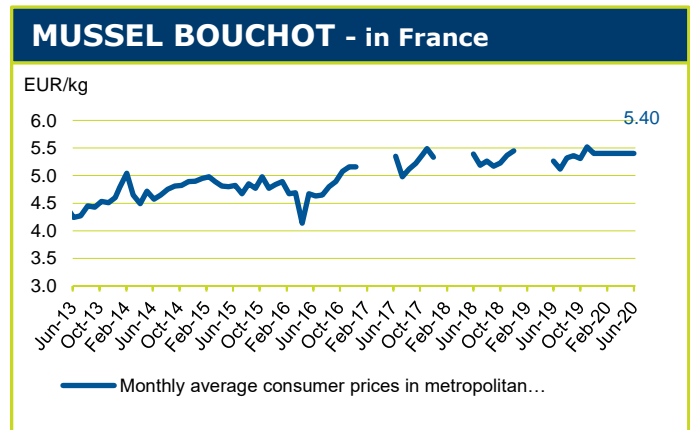


## BIVALVES

The Dutch mussel industry was already weak before the COVID-19 crisis, with too much available capacity for a relatively small and shrinking market. Now, the emergence of the COVID-19 pandemic is driving major merger activity, as companies look to reduce overheads and processing/distributing costs.

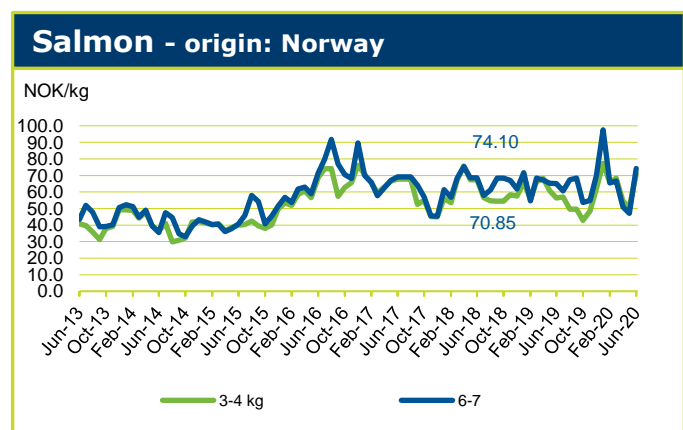
Sales of festive products are not expected to return to normal for some time, and this has negative implications for oysters, mussels, crab and lobster. However, the next phase of lifting restrictions in France is due to begin on 22 June and this may lead to greater freedom for the restaurant and tourism sector.

Oyster sales are reported to be very limited at present, with the main winter consumption season now behind us. Producers will be hoping for some tourist activity on the coast as COVID-19 restrictions are lifted over the summer months. The sector has gone through a particularly difficult period following the norovirus problems at the end of 2019 which had already negatively impacted oyster sales.



## SALMON

Prices for farmed Atlantic salmon have been rising steeply once again over the last month or so after trending downwards for most of the year. Farmers had been more reluctant to harvest due to poor market conditions and operational challenges related to the COVID-19 pandemic but the loosening of restrictions in a number of core markets including France has seen demand pick up again.



In particular, the partial reopening of the foodservice sector has given a much needed boost to the important fresh salmon segment. The NASDAQ salmon index as of week 23 was at NOK 68.96 per kg, an increase of some 42 percent compared with just 4 weeks ago as reinvigorated demand pulls against tight supply. For May as a whole, average salmon export prices out of Norway were approximately on a par with last year, according to the most recent figures from the Norwegian Seafood Council (NSC).



A total of 85 000 tonnes was exported in May, worth NOK 5.7 billion, representing a 5 percent decrease in both volume and value. In the first 5 months of the year, Norway exported 419 000 tonnes worth NOK 29.3 billion, on a par with 2019 in volume terms but 2 percent higher in terms of value. In the UK, prices for Scottish salmon have also been climbing, with reports putting week 22 prices for 3-5 kg fish at around GBP 6.50 per kg, close to Christmas levels. The spiking prices in both the UK and Norway are squeezing the margins of European processors already struggling with the wide-ranging business impacts associated with the COVID-19 pandemic.

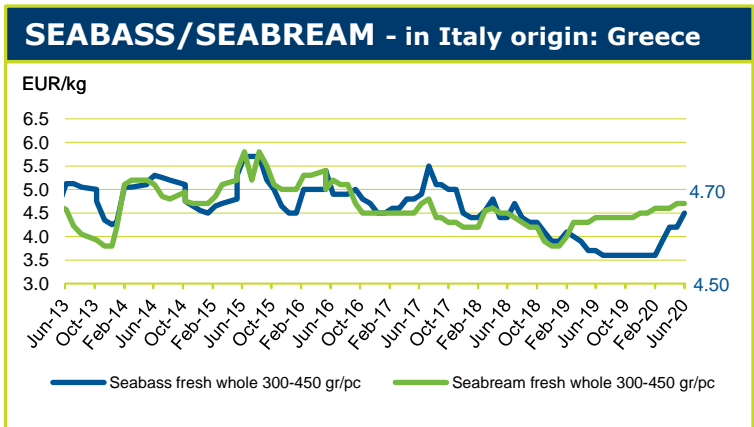
Although salmon prices have picked up, there is considerable uncertainty as to how long prices can be sustained at current levels. The battered European economy will translate into reduced consumer purchasing power, while the seasonal increase in harvests towards the end of the summer is likely to be even more pronounced this year due to biomass build ups. Forward prices at Fish Pool are reflecting these expectations, with September contracts now averaging NOK 48.15 per kg and levels for the second half of the year as a whole hovering around NOK 50 per kg.

## TROUT

With trout supply plentiful and the market subdued, prices for Norwegian farmed trout are languishing below last year's levels and have not, as yet, seen an uptick comparable to that observed in the salmon market. As of week 22, fresh whole trout out of Norway were selling at NOK 49 per kg, 11 percent below the same week last year. According to the NSC, exports in May were up by 20 percent year-on-year to 5 400 tonnes, but value for the same month was down 3 percent to NOK 295 million. In the first 5 months of the year, Norway exported 25 200 tonnes of trout (+31 percent) worth NOK 1.5 billion (+12 percent).

## SEABASS SEABREAM

The gradual reopening of the European foodservice sector comes as a great relief to the bass and bream industry, for which the seasonal restaurant trade is of crucial importance. However, this source of demand is unlikely to recover to pre-pandemic levels for some time, and prices are currently only tentatively supported at present by less plentiful supply. The newly restructured sector in Greece had been seeking to increase retail sales even before the COVID-19 pandemic, and the new market landscape will bring new urgency to the sector's pursuit of this objective.







Fish Species Trade Name	Product Form	Grading	Price per kg		Reference & Area	Origin
			As stated	EUR USD		
<b>GROUND FISH</b>						
						<b>June 2020</b>
<b>Cod/Cabillaud, Morue/ Bacalao</b> <i>Gadus morhua</i>	Fresh gutted			1.82 2.07	Poland FOB	Baltic Sea
	IQF portion, single frozen	100-150 g/pc		8.70 9.85	Italy CIF	Iceland
	Fresh - fillet	50-100 g/pc		4.00 4.53	CPT	Belgium Denmark
		100-200		5.00 5.66		
		200-400		11.50 13.01 +		
	Fresh - Whole	1-2 kg/pc		6.60 7.47 -		
		2-4		6.94 7.85 -		
	Fresh gutted	2-3 kg/pc		8.75 9.90		Poland
		50-100 g/pc		4.31 4.88		
	Fresh - fillet	100-200 g/pc		7.60 8.60 +		
		200-400		8.95 10.13		
	Fillet- IQF	500-1000g/pc		5.85 6.62 +	FCA	Spain
	Fillet - wet salted - 1st quality produced from fresh raw material	700-1000 g/pc		9.40 10.64	CIF	Iceland
100-150 g/pc			8.80 9.96	DDP		
Portion single frozen, 10% glaze	100-150 g/pc		8.80 9.96	CIF		
Stockfish	700 g/pc		24.00 23.00	DDP	Norway	
	60-80 g/pc		31.70 35.87	FCA		
<i>Gadus macrocephalus</i>	Fillet - wet salted - 1st quality produced from frozen raw material	400-700 g/pc	8.60 9.73	CIF	Denmark	
<b>Hake/Merlu/Merluza</b> <i>Merluccius capensis</i>	Minced block		1.83 2.07 =	Namibia FOB for Spanish market	Namibia	
	IQF portion, trapeze	90-110 g/pc	7.95 9.00	Italy CIF	Croatia	
	Fresh - whole	100-200 g/pc	4.90 5.54 -	CPT		
		200-300	5.29 5.99 +			
<i>Merluccius merluccius</i>	Fresh - gutted	100-200 g/pc	4.90 5.54			
		200-300	5.50 6.22			
		300-400	6.14 6.95 -			
<i>Merluccius productus</i>	Fillet, PBO		2.82 3.20 =	Spain EXW	USA	
	Minced block		1.85 2.10 =			
<b>Alaska pollack/Lieu de l'Alaska/Colin de Alaska</b> <i>Theragra chalcogramma</i>	H&G	>25	1.07 1.21 +	Russian Fed. wholesale Vladivostok	Russian Fed.	
		>30	0.81 0.92			
		>25	1.59 1.28	wholesale Moscow		
<b>Haddock/Eglefin/Eglolino</b> <i>Melanogrammus aeglefinus</i>	H&G	< 0.8 kg/pc	NOK 15.00 1.40 1.57 =	Sweden FCA	Norway	
<b>Ling/Lingue franche/ Maruca</b> <i>Molva molva</i>	Fillet - wet salted Produced from fresh raw material 1st quality	1-1.5 kg/pc	5.50 6.22 -	Italy DDP	Faeroe Islands	
<b>Monkfish/Baudroie/ Rape</b> <i>Lophius spp.</i>	Fresh - Tail	< 0.3 kg/pc	6.90 7.81 -	Italy CPT	UK	
		0.3-0.5	8.51 9.63 -			
		0.5-1	9.88 11.18 -			
		1-2	9.76 11.04 -			
	> 2	7.89 8.93 -				
Fresh - whole	0.5-1 kg/pc	5.78 6.54	FCA	France		
	1-2	6.00 6.79				
<b>John Dory/ Saint Pierre</b> <b>Pez de San Pedro</b> <i>Zeus faber</i>	Fresh whole	1-2 kg/pc	15.00 16.97 -	France wholesale	France	
		2-3	18.00 20.37 +			
	Fresh - gutted	600-800 g/pc	9.90 11.20	Italy CPT	Senegal	
800-1000		9.76 11.04				
1000-2000		9.41 10.65				
Fresh- whole headless	small medium big		0.80 0.91	Mauritania FOB for European market	Mauritania	
			3.20 3.62			
			4.10 4.64			
			4.60 5.21			



Fish Species Trade Name	Product Form	Grading	Price per kg		Reference & Area	Origin
			As stated	EUR USD		
<b>FLATFISH</b>						
<b>June 2020</b>						
Turbot/Rodaballo <i>Psetta maxima</i>	Fresh - whole farmed	0.5-1 kg/pc	4.00	4.53	Spain CIF	Spain
		1-2	5.00	5.66		
		2-3	7.00	7.92		
		3-4	9.00	10.18		
	Fresh - whole wild	< 0.5 kg/pc	9.50	10.75	Spain DDP	Netherlands
		0.4-0.6	8.45	9.56		
		0.8-1	13.05	14.77		
		1-2	18.50	20.93		
		2-3	22.00	24.90		
		3-4	22.00	24.90		
Fresh - whole farmed	0.4-0.6 kg/pc	6.70	7.58	Italy CPT	Spain/Portugal	
	0.6- 0.8	5.95	6.73 -			
	0.8-1	6.00	6.79 +			
	1-1.5	6.00	6.79 -			
	1.5-2	6.00	6.79 =			
	2-2.5	6.09	6.89 -			
	2.5-3	9.50	10.75			
	3-4	6.50	7.36 -			
Fresh - whole	0.5-1 kg/pc	11.04	12.49		Netherlands	
	1-2	16.58	18.76			
	2-3	16.23	18.37			
	3-4	19.95	22.58			
	> 4	24.50	27.72			
Fresh - gutted	0.7-1kg/pc	8.88	10.05 -			
	1-2	10.64	12.04 -			
Sole/Sole/ Lenguado <i>Solea vulgaris</i>	Fresh - whole wild	< 175 g/pc	7.25	10.80	Spain CIF	
		170-200	14.70	16.63		
		200-300	15.80	17.88		
		200-250	18.55	20.99		
		300-500	20.40	23.08		
		400-500	25.40	28.74		
		500-600	21.30	24.10		
	Fresh - whole wild	1 small	4.00	4.53	Mauritania FOB for European market	Mauritania
		2 small	3.00	3.39		
		3 small	2.30	2.60		
4 small		1.90	2.15			
	Medium	4.50	5.09			
Fresh - whole wild	200-300 g/pc	21.60	24.44	Italy CPT	France	
	300-400	24.70	27.95			
	No. 3	15.00	16.97 -			
	No. 5	9.53	10.78 +			
Sole/Sole/ Lenguado <i>Solea vulgaris</i>	Fresh - whole	No. 2	23.50	26.59	Italy CPT	Netherlands
		No. 3	21.00	23.76 +		
		No. 4	14.73	16.67		
	Fresh - gutted	No. 2	14.75	16.69 +		
		No. 3	15.41	17.44 +		
		No. 4	11.83	13.39 +		
	No. 5	9.90	11.20 +			
European plaice/ Plie d'Europe/ Solla europea <i>Pleuronectes platessa</i>	Fresh - whole	300-400 g/pc	5.55	6.28	Spain CIF	
		400-600	4.70	5.32		
		> 600	5.40	6.11		
		IQF, white skin-on, 25% glaze	No. 2	6.00	6.79	Netherlands FOB for Italian market
	IQF skin-off, 25% glaze		6.15	6.96		
European Flounder/ Flet d'Europe/ Platija europea <i>Platichthys flesus</i>	Fresh - fillets skin-on skinless	Large	5.65	6.39	Italy CPT	
		Large	6.41	7.25		
		whole	2.60	2.94 -		
	Fresh, whole		1.51	1.71	FCA CPT	Denmark
			1.81	2.05		
<i>Scophthalmus rhombus</i>	Fresh, whole	500-1000g/pc	11.10	12.56		Netherlands
		1000-2000	15.64	17.70		
	Fresh, gutted	500-1000g/pc	8.51	9.63 +		
		1000-2000	11.06	12.52 +		



Fish Species Trade Name	Product Form	Grading	Price per kg		Reference & Area	Origin	
			As stated	EUR USD			
<b>TUNA/BILLFISHES</b>							
						<b>June 2020</b>	
Tuna/Thon/Atún <i>Thunnus spp.</i>	Skipjack - whole		1.06	1.20 -	Bangkok CFR	Western/Central Pacific Ocean	
			0.85	0.97	FOB		
	Skipjack - whole		1.01	1.15 +	Ecuador	Eastern Tropical Pacific Ocean	
	Yellowfin - whole		1.85	2.10 -	ex-vessel		
	Skipjack - whole		0.85	0.96 -	Seychelles	Indian Ocean	
	Yellowfin - whole		1.80	2.04 -	FOB		
	Skipjack - whole		0.87	0.98 -	Abidjan	Atlantic Ocean	
	Yellowfin - whole	> 10 kg	1.80	2.04 -	ex-vessel		
	Skipjack - whole	1.8-3.4 kg/pc	0.95	1.08 -	Spain CFR	Various origins	
	Yellowfin - whole	> 10 kg	1.90	2.15 -			
	Skipjack - cooked & cleaned loins - vacuum packed	double cleaned	4.05	4.60	Italy DDP	Solomon Islands	
	Yellowfin - cooked & cleaned loins - vacuum packed	double cleaned	6.04	6.85		Kenya/Mauritius/Solomon Is.	
	Skipjack	> 1.8 kg/pc	1.12	1.27	Tunisia CFR	Seychelles	
			1.52	1.73		Ghana	
	Yellowfin- whole	> 10 kg 3-10 kg/pc	1.90	2.15 -	Spain DAT	Atlantic Ocean	
			1.77	2.00			
	Yellowfin- frozen loins		6.45	7.32	DDP	Eastern Pacific	
	Skipjack - whole	> 3.5 kg	1.30	1.47	DAT	Atlantic Ocean	
	Skipjack- frozen loins		4.88	5.52	DDP	Eastern Pacific	
	Skipjack - cooked loins	single cleaned	5.98	3.60 -			
Bigeye- frozen loins		5.98	7.10				
Bigeye- whole	> 10 kg	2.23	2.52	DAT	Atlantic Ocean		
Skipjack - whole		1.85	2.10	Europe CFR	Ecuador		
Yellowfin - pre-cooked loins	double cleaned	5.20	5.90				
	single cleaned	4.41	5.00				
Skipjack - pre-cooked loins		4.32	4.90				
Swordfish/Espadon/ Pez espada <i>Xiphias gladius</i>	Fresh - whole		13.50	15.28 =	France, wholesale	Atlantic	
	Frozen - filet, vacuum		8.40	9.51 =		Spain	
	Fresh - gutted	< 12 kg/pc	10.50	11.88	Italy FCA		
	Whole Mediterranean	13-18	10.50	11.88			
		19-25	10.50	11.88			
		26-35	7.01	7.93			
	Whole Atlantic	19-25	8.62	9.75		Morocco	
		26-35	8.62	9.75			
36-50		8.33	9.43				
> 50		9.88	11.18				
<b>SMALL PELAGICS</b>							
						<b>June 2020</b>	
Mackerel/Maquereau/ Caballa <i>Scomber scombrus</i>	Fresh - whole		2.85	3.23	Italy CPT	Belgium	
			2.49	2.82		UK	
			1.00	1.13		Croatia	
			2.82	3.19		Norway	
			2.23	2.52 -		France	
		4-6 pc/kg	3.75	4.24			
	Fresh - Fillets butterfly cut		5.63	6.37 +			
			5.45	6.17 +			
Mackerel/Maquereau/ Caballa <i>Scomber scombrus</i>	Whole	3-4 pc/kg	1.69	1.91	Spain FOB	Spain	
		Large	0.80	0.91	Mauritania FOB for European market	Mauritania	
		Medium	0.75	0.85			
		Small	0.75	0.85			
Horse Mackerel/ Chincard/ Jurel <i>Trachurus spp</i>	Whole	> 24 cm/pc	1.23	1.39	Morocco FOB for European market	Morocco	
Herring/Hareng/Arenque <i>Clupeidae</i>	Fresh - fillet		3.45	3.90 +	Italy CPT	Denmark	
		Fresh - whole	250-300 g/pc	0.81	0.92	Russian Fed. wholesale Moscow	Russian Fed.
			> 350	1.52	1.72		
			250- 300 g/pc	0.66	0.75 +	Russian Fed. wholesale Vladivostok	
			> 300	0.87	0.70		
> 250	0.61	0.69					
70-100 g/pc	0.28	0.32 +	Poland FOB	Baltic			



Fish Species Trade Name	Product Form	Grading	Price per kg		Reference & Area	Origin
			As stated	EUR USD		
<b>SMALL PELAGICS (cont.)</b>						
<b>June 2020</b>						
Sprat/Sprat/Espadín <i>Sprattus sprattus</i>	Fresh - whole		0.18	0.20 +	Poland FOB	Baltic
Sardine/Sardine/ Sardina <i>Sardina pilchardus</i>	Fresh - whole		1.23	1.39	Italy CPT	Croatia
			1.75	1.98		Spain
			1.30	1.47 +		Italy
			2.07	2.34		France
	Fresh - fillet		4.90	5.54 -	FCA	UK
			4.15	4.70		Spain
	Whole, IQF, 3% glaze H&G		1.75	1.98	France - wholesale	Croatia
			6.00	6.79		Italy
		Fresh- whole		2.85	3.23 =	France - wholesale
Anchovy/Anchois/ Boquerón <i>Engraulis encrasicolus</i>	Fresh		2.60	2.94 +	France - wholesale	France
Horse Mackerel/ Chincard/ Jurel <i>Trachurus spp</i>	Fresh	> 250g	4.50	5.09	France - wholesale	Europe
		< 200g	2.70	3.06 +		
<b>CEPHALOPODS</b>						
<b>June 2020</b>						
Squid/Encornet/Calamar <i>Loligo spp.</i>	Whole	S (< 18 cm)	7.40	8.37 =	Italy CIF	South Africa
		M (18-25)	8.60	9.73 =		
		L (25-30)	9.70	10.98 =		
		XL (>30)	9.70	10.98 =		
	<i>Loligo vulgaris</i>	Fresh - whole		10.79	12.21 -	FCA
			300-400	9.92	11.23 -	
			400-600	10.63	12.03 -	
			600-1000	9.60	10.86 -	
			12.30	13.92		Croatia
Squid/Encornet/Calamar <i>Loligo spp.</i>	Whole	2 small	3.85	4.36	Mauritania FOB for European market	Mauritania
		3 small	3.65	4.13		
		4 small	3.50	3.96		
		small	5.75	6.51		
		medium	7.60	8.60		
		large	8.40	9.51		
Octopus/Poulpe/Pulpo <i>Octopus vulgaris</i>	Whole - FAS	T1	9.50	10.75	Morocco FOB, for Spanish market	Morocco
		T2	8.75	9.90		
		T3	8.25	9.34		
		T4	7.75	8.77		
		T5	7.25	8.20		
Octopus/Poulpe/Pulpo <i>Octopus vulgaris</i>	Sushi slice 100% net weight	7 g/pc	10.09	11.45 =	Europe CFR	Indonesia
		9	11.46	13.00 =		
		boiled cut 100% net weight		8.02		
	Flower type	1-2 kg/pc	3.97	4.50 =		
		>2	4.93	5.60 =		
	Frozen in land, pots and glaciers, 1° and 2°	T1	7.93	9.00	Mauritania FOB	Mauritania
		T2	7.93	9.00		
		T3	7.93	9.00		
		T4	7.31	8.30		
		T5	7.05	8.00		
		T6	7.49	8.50		
		T7	7.05	8.00		
		T8	6.61	7.50		
Frozen on board	T1	7.49	8.50			
	T2	7.49	8.50			
	T3	7.49	8.50			
	T4	6.87	7.80			
	T5	6.61	7.50			
	T6	7.05	8.00			
FAS	T7	7.05	8.00			
	T8	6.61	7.50			



Fish Species Trade Name	Product Form	Grading	Price per kg		Reference & Area	Origin	
			As stated	EUR USD			
<b>CEPHALOPODS (cont.)</b>							
						<b>June 2020</b>	
Octopus/Poulpe/Pulpo <i>Octopus vulgaris</i>	Fresh		8.00	9.05	Italy CPT	Croatia	
			3.33	3.77	FCA	France	
			10.03	11.35	CPT	Italy	
		1-2	7.33	8.29	FCA	Spain	
		extra	11.35	12.84	CPT	Croatia	
		small	7.45	8.43			
		10% glaze	T3	8.80	9.96	EXW	Morocco
			T4	8.74	9.89		
			T5	8.41	9.52		
			T6	7.91	8.95		
	T7	7.82	8.85				
	Fresh	11.50	13.01	France, wholesale	Europe		
	Frozen	11.00	12.45				
Octopus/Poulpe/Pulpo <i>Eledone moschata</i>	Fresh - whole	Mixed	4.53	5.13	Italy CPT	Croatia	
		Small	7.93	8.97			
		Medium	4.50	5.09			
		Extra	10.43	11.80			
	Frozen- whole	50-100 g/pc	4.46	5.06	CFR	Yemen	
		100-200	5.42	6.15			
		200-300	5.42	6.15			
		300-500	5.42	6.15			
		400-600	5.42	6.15			
		600- 1000	5.42	6.15			
500-1000	5.42	6.15					
1000- 2000	5.42	6.15					
Cuttlefish/Seiche/ Sepia <i>Sepia spp.</i>	Frozen at land- whole block	100-200 g/pc	4.32	4.90	Vietnam CIF		
		200-300	4.32	4.90			
		>300	4.32	4.90			
	FAS- whole block	200-300 g/pc	4.19	4.75			
		300-500	4.19	4.75			
		500-1000	4.19	4.75			
		1000- 2000	4.19	4.75			
	Frozen- whole	200- 300 g/pc	4.19	4.75	Europe CIF		
		300- 500	4.19	4.75			
		500- 1000	4.19	4.75			
<b>CRUSTACEANS</b>							
						<b>June 2020</b>	
Whiteleg shrimp/ Crevette pattes blanches/Camarón patiblanco <i>Penaeus vannamei</i>	PD, chemical treatment 100% net weight treated with non-phosphate	31-40 pc/lb	7.84	8.90	Europe CFR	Indonesia	
		41-50	7.18	8.15			
		51-60	6.96	7.90			
		61-70	6.83	7.75			
		71-90	6.70	7.60			
		91-120	6.43	7.30			
		20- 30 pc/lb	7.67	8.70	Ecuador FOB	Ecuador	
		30- 40	4.71	5.35			
		40- 50	5.51	6.25			
		50- 60	4.27	4.85			
60- 70	4.98	5.65					
70- 80	4.80	5.45					
Argentine red shrimp/ /Camarón/langostín argentino  <i>Pleoticus muelleri</i>	Head-on, shell-on	10-20 pc/kg	6.40	7.24	Spain EXW	Argentina	
		20-30	6.40	7.24			
		30-40	6.40	7.24			
		40-60	6.40	7.24			
Deep-water rose shrimp/ Crevette rose du large/ Gamba de altura/ <i>Parapenaeus longirostris</i>	Farmed, organic, cooked	20-30 pc/kg	26.00	29.42	France, wholesale	Madagascar	
		30-40	22.00	24.90			
	Farmed, cooked	40-50	16.50	18.67			
		40-50	15.50	17.54			
Norway lobster/ Langoustine/Cigala <i>Nephrops norvegicus</i>	Fresh - Whole, 4X1.5 kg	31-40	10.30	11.66	Spain DDP	Netherlands	
		41-50	8.52	9.64			
		40-60	13.35	15.11			
	Whole	00 pc/kg	17.25	19.52	Spain CIF	Scotland	
0		14.25	16.13				



Fish Species Trade Name	Product Form	Grading	Price per kg		Reference & Area	Origin
			As stated	EUR USD		
<b>CRUSTACEANS (cont.)</b>						
<b>June 2020</b>						
Norway lobster/ Langoustine/Cigala <i>Nephrops norvegicus</i>	Whole	1	9.25	10.47	Spain CIF	Scotland
		2	5.25	5.94		
		3	4.75	5.38		
		4	4.40	4.98		
		5	4.15	4.70		
	Fresh - whole	4	26.25	29.70		Netherlands
		10-15	18.00	20.37		
		5-9 pc/kg	24.05	27.22		
		11-15	13.86	15.68		
		16-20	9.45	10.69		
		20-30	8.64	9.78		
		31-40	5.61	6.35		
Fresh - whole, headed	41-50	5.81	6.57	Italy CPT	Denmark/ UK	
	6-9 pc/kg	13.44	15.21 -			
	11-15	10.86	12.29 -			
	16-20	8.01	9.06 +			
	21-30	5.71	6.46 +			
	31-40	4.88	5.52 +			
	41-50	3.90	4.41			
European lobster/ Homard européen/ Bogavante <i>Homarus gammarus</i>	Live - bulk	400-600 g/pc	32.00	36.21 =	France delivered to French vivier	Ireland
		600-800	32.00	36.21 =		
	Fresh - whole	Large	27.50	31.12	Italy CPT	UK
		small	29.49	33.37		
		400-600 g/pc	28.16	31.87		
		600-800	19.19	21.72		
800-1000		29.00	32.82			
Live	> 1kg	29.00	32.82	Mauritania FOB for European market	Mauritania	
Live hard shell	> 3000g	16.95	19.18			
	450-550 g	16.19	18.32			
	Live soft shell	15.07	17.05			
American lobster/ Homard américain/ Bogavante americano <i>Homarus americanus</i>	Live soft shell	12.34	13.96	Canada FOB for European mkt	Canada	
		Popsicle	< 450 g/pc (canner size)			CAN 24.73
	Popsicle	> 450 (market size)	CAN 25.88	19.09 16.89		
		Whole cooked netted lobster	< 450 g/pc (canner size)	CAN 19.50	14.39 12.73	Europe CIF
> 450 g/pc (market size)	CAN 22.50	16.60 14.69				
Caribbean spiny lobster/ Langouste blanche/ Langosta común del Caribe <i>Panulirus argus</i>	Tails	5-6 oz	13.88	15.75	Europe CIF	Nicaragua
		7-9 oz	29.63	33.62		
		10-24 oz	27.69	31.42		
	Whole, raw Cooked		14.98	17.00		
16.74		19.00				
Scalloped spiny lobster/ Langouste festonnée/ Langosta festoneada <i>Panulirus homarus</i>	Whole	100-200g	13.22	15.00	Taiwan CIF	Yemen
		200-300	14.98	17.00		
		> 300	16.74	19.00		
	Whole, IWP	30-60 g/pc	14.10	16.00	Europe CIF	
		60-120 >120g	14.10	16.00		
Edible crab/Tourteau/ Buey de mar <i>Cancer pagurus</i>	Live, bulk	T2 (13-16 cm)	3.30	3.73 -	France Auction	France
		500-700g/pc	7.30	8.21		
		>1 kg	8.50	9.57		
Spinous spider crab/ Araignée européenne/ Centolla europea/ <i>Maja squinado</i>	Fresh - female		5.30	5.96	Italy CPT	UK
		male	4.50	5.06		
	female		4.90	5.51		France
		male	4.30	4.84		
	Fresh-female	small	2.87	3.23		
		male	2.70	3.04		



Fish Species Trade Name	Product Form	Grading	Price per kg		Reference & Area	Origin		
			As stated	EUR USD				
<b>BIVALVES</b> <span style="float: right;">June 2020</span>								
<b>Oyster/Huitre/Ostra</b> <i>Crassostrea gigas</i>	Live	No. 3	4.50	5.06 =	France prod. Price/ average export price	Ireland/France		
		60-100 g/pc	17.50	19.69	Spain CIF	Netherlands		
		95-110 g/pc >130	17.65	19.86		Italy		
			14.62	16.45		Netherlands		
<b>Mussel/Moule/Mejillón</b> <i>Mytilus edulis</i> <i>Mytilus galloprovincialis</i>	Live - Bottom mussel	Bulk	2.10	2.36 =	France wholesale	France		
			1.80	2.03 =		Netherlands		
	Live - Rope	60-80 pc/kg	2.00	2.25 =	Italy CPT FCA	Spain		
			1.92	2.16 =		Italy		
			2.15	2.42 =		Spain		
	Fresh - whole		2.25	2.53	CPT CIF			
			1.21	1.36				
	Fresh - in skin		1.92	2.16				
			3.20	3.60		Chile		
	<b>Razor shell/Couteau/ Navajas - Soleridae</b>	Fresh	S	7.50	8.44	Spain CIF	Ireland	
M			8.60	9.68				
L			12.15	13.67				
Live			10-12 cm/pc	3.80	4.28		Netherlands	
<b>Great Atlantic scallop/ Coquille-St- Jacques/ Vieira</b> <i>Pecten maximus</i>	Fresh whole shell, roe-on		3.50	3.94	France wholesale	France		
			3.40	3.83				
			28.00	31.51				
			28.00	31.51 =				
			27.50	30.95 =				
			29.00	32.63 =		Retail		
			29.00	32.63 =				
<b>SALMON</b> <span style="float: right;">June 2020</span>								
<b>Atlantic salmon/ Saumon de l'Atlantique/ Salmón del Atlántico</b> <i>Salmo salar</i>	Fresh - gutted, head-on	2-3 kg/pc	7.20	8.15 -	France wholesale	Norway		
		3-4	7.20	8.15 -				
		4-5	7.70	8.71 +				
		5-6	7.50	8.49 -				
		6-7	7.50	8.49 -				
		2-3 kg/pc	7.70	8.71 -		Scotland		
		Superior quality	8.20	9.28 -				
		Smoked- Fillet, vacuum reconstituted sides	1-2 kg/pc	30.50			34.51 =	
		Fresh- Fillet	3-4 kg/pc	8.50			9.62 -	Norway
		Smoked- Fillet, vacuum reconstituted sides	1-2 kg/pc	30.00			33.95 =	
	Fresh - gutted, head-on	1-2 kg/pc	NOK 45.93	4.28 4.80 +	Norway FOB	Norway		
		2-3	NOK 58.69	5.47 6.14 +				
		3-4	NOK 68.78	6.42 7.19 +				
		4-5	NOK 70.85	6.61 7.41 +				
		5-6	NOK 72.55	6.77 7.59 +				
		6-7	NOK 74.10	6.91 7.75 +				
		7-8	NOK 73.62	6.87 7.70 +				
		8-9	NOK 69.81	6.51 7.30 +				
		> 9	NOK 66.64	6.22 6.97 +				
		Fresh	3-4 kg/pc	6.90			7.81	Spain CFR
guttled, head-on	4-5 kg/pc	5.44	6.16	Tunisia CFR				
	5-6	7.85	8.88					
IQF - salmon slices		9.73	11.01	Europe CFR				
Fresh - salmon cubes 8x8x8		9.73	11.01					
Fresh - Whole - Superior	2-3 kg/pc	5.01	5.67 +	Italy DDP	Norway			
		5.52	6.25 +					
		5.37	6.08 +					
		5.54	6.27 +					
		5.42	6.13 +					
		5.39	6.10 +					
		5.83	6.60 +					
		5.82	6.59 +					



Fish Species Trade Name	Product Form	Grading	Price per kg		Reference & Area	Origin	
			As stated	EUR USD			
<b>SALMON (cont.)</b> <span style="float: right;">June 2020</span>							
Atlantic salmon/ Saumon de l'Atlantique/ Salmón del Atlántico <i>Salmo salar</i>	Fresh- Whole	3-4	5.34	6.04 +	Italy DDP	Norway	
		4-5	5.49	6.21 +			
		5-6	5.41	6.12 +			
	Fillet, cooked		5.09	5.76	FCA	Italy	
	IQF portion, 10% glazing	100-150 g/pc	10.00	11.32		Denmark	
<b>TROUT</b> <span style="float: right;">June 2020</span>							
Rainbow trout/ Truite arc-en-ciel/ Trucha arco iris <i>Oncorhynchus mykiss</i>	Fresh	300-400 g/pc	4.00	4.53 =	Italy CPT	Italy	
		Gutted	150-300 g/pc	4.70			5.32
		300-500 g/pc	5.00	5.66			
	Fresh- whole	Fillet, <b>smoked</b> Whole, gutted, bulk		6.20	7.02 -	France wholesale	France
				8.20	9.28 =		
				26.00	29.42 =		
				12.08	13.67		
<b>FRESHWATER FISH</b> <span style="float: right;">June 2020</span>							
Arctic char/omble-chevalier/ Trucha alpina <i>Salvelinus alpinus</i>	Fresh- whole		8.70	9.85 =	France wholesale	Europe	
Nile perch/Perche du Nil/Perca del Nilo <i>Lates niloticus</i>	Fillet - skinless	300-500 g/pc	4.85	5.50	EU CFR	Uganda	
		Interleaved, 100% net weight	500-1000	5.68			6.45
	Fresh whole	yellow	200-400 g/pc	2.82	3.19 -	Italy FCA	Tanzania
			200-400 g/pc	2.73	3.09 -		
			200-400 g/pc	2.58	2.92 -		
		green	200-400 g/pc	2.71	3.07 -		
	Fresh fillet	200-400 g/pc	3.70	4.19 -			
		400-700	3.63	4.11			
Pike perch/Sandrel - Lucioperca <i>Sander lucioperca</i>	Fillet - skinless, PBI, IWP	500-1000 g/pc	5.68	6.45	Spain CFR	Europe	
		Fresh- whole	Average size	10.50			11.88 =
	Fillet		11.50	13.01 =	France wholesale	Europe	
		Fresh- whole	2-3 kg	5.50			6.22
Nile Tilapia/Tilapia du Nil/Tilapia del Nilo <i>Oreochromis niloticus</i>	Fillet - skinless, IQF, PBO non-treated, 10% glaze	5-7 oz/pc	3.85	4.00	Spain CFR	China	
Pangasius <i>Pangasius hypophthalmus</i>	Fillet, thawed		4.11	4.65 -	Italy CIF	Viet Nam	
<b>NON-TRADITIONAL SPECIES</b> <span style="float: right;">June 2020</span>							
Sturgeon/Sturgeon/ Esturione <i>Acipenseridae</i>  <i>A.baeri</i>	Frozen - Whole	1.5-2 kg/pc	6.50	7.36	France CIF	France	
		Gutted	5-7 kg/pc	7.50			8.49
		Fillet	200-300 g/pc	15.00			16.97
			800-1000	15.00			16.97
		Caviar (Aquitaine) metal boxes		9.90			11.20
Ribbonfish <i>Trichiurus lepturus</i>	Whole, IWP	300-1500 g/pc	2.50	2.83	Europe CFR	Senegal	
		100-200 g/pc	3.17	3.60	Taiwan CIF	Yemen	
		200-300	3.61	4.10			
		300-500	3.61	4.10			
		500-700	3.61	4.10			
		700-1000	3.61	4.10			
European eel/ Anguille d'Europe/ <i>Anguilla europea</i> <i>Anguilla anguilla</i>	Smoked	Medium	47.00	53.19 =	France wholesale	Europe	
Dusky grouper Mérrou noir/Mero moreno <i>Epinephelus marginatus</i>	H&G	3-5 kg/pc	5.29	6.00	Europe CIF	Yemen	
		> 5	4.41	5.00			
	IWP, gutted	> 3 kg/pc	4.41	5.00	Italy CPT	Senegal	
	Fresh whole	10-20 kg/pc	10.00	11.32			
		1-2	12.53	14.18			
2-4		12.75	14.43				
	> 20	9.50	10.75				
White grouper/ Merou blanc/Cherna de ley <i>Epinephelus aeneus</i>	Whole, gutted	3-5 kg/pc	5.73	6.50	FCA		
		5-10	4.85	5.50			
		> 10	4.85	5.50			
	Whole	1-2 kg/pc	9.43	10.67			
		2- 4	9.27	10.49			
		4- 7	9.27	10.49			
		1-2 kg/pc	7.59	8.59 +			





Fish Species Trade Name	Product Form	Grading	Price per kg		Reference & Area	Origin
			As stated	EUR USD		
<b>NON-TRADITIONAL SPECIES (cont.)</b>						
						June 2020
Crimson jobfish Colas fil/Panchito hebra. <i>Pristipomoides filamentosus</i>	Whole, gutted	2- 3 kg/pc 3- 5 5- 10	2.95 3.04 3.04	3.35 3.45 3.45	Europe CIF	Yemen
Spangled emperor/ Empereur moris/ Emperador relámpago <i>Lethrinus nebulosus</i>	Whole, gutted IQF, H&G	3-5 kg/pc > 5 3-5 > 5	3.30 2.78 3.97 3.97	3.75 + 3.15 + 4.50 4.50		
Common dolphinfish (Mahi Mahi)/Coryphène commune/ Lampuga <i>Coryphaena hippurus</i>	Whole, gutted	2-3 kg/pc 3- 5 5- 10	2.69 2.69 2.69	3.05 3.05 3.05		
<b>SEABASS/SEABREAM/ MEAGRE</b>						
						June 2020
Seabass/Bar, Loup/Lubina <i>Dicentrarchus labrax</i>	Fresh - whole farmed	200-300 g/pc 300-450 450-600 600-800 800-1000 > 1000 200-300 g/pc 300-450 450-600 600-800 800-1000 > 1000	3.20 4.30 4.50 5.80 6.50 8.50	3.62 + 4.87 + 5.09 + 6.56 + 7.36 = 9.62 =	Greece FOB Italy CIF	Greece
	Fresh - whole farmed	200-300 g/pc 300-450 450-600 600-800 800-1000 > 1000 200-300 g/pc 300-450 450-600 600-800 800-1000 > 1000 200-300 g/pc 300-450 450-600 600-800 800-1000 > 1000 200-300 g/pc 300-450 450-600 600-800 800-1000 > 1000 200-300 g/pc 300-450 450-600 600-800 800-1000 > 1000 200-300 g/pc 300-450 450-600 600-800 800-1000 1000-1500 1500-2000 > 2000	3.45 4.55 4.75 6.05 6.75 8.75 3.44 4.54 4.74 6.04 6.74 8.74 3.47 4.57 4.77 6.07 6.77 8.77 3.45 4.55 4.75 6.05 6.75 8.75 3.63 4.73 4.93 6.23 6.93 8.93 3.19 3.78 4.18 4.81 6.63 8.08 9.45 14.00	3.90 + 5.15 + 5.38 + 6.85 + 7.64 = 9.90 = 3.89 + 5.14 + 5.36 + 6.83 + 7.63 = 9.89 = 3.93 + 5.17 + 5.40 + 6.87 + 7.66 = 9.92 = 3.90 5.15 5.38 6.85 7.64 9.90 4.11 + 5.35 + 5.58 + 7.05 + 7.84 = 10.11 = 3.61 4.28 4.73 5.44 7.50 9.14 10.69 15.84 +	France CIF Spain CIF Germany CIF Portugal CIF UK CIF Italy FCA	Greece



Fish Species Trade Name	Product Form	Grading	Price per kg		Reference & Area	Origin		
			As stated	EUR USD				
<b>SEABASS/SEABREAM/ MEAGRE (cont.)</b>								
<b>June 2020</b>								
Seabass/Bar, Loup/Lubina <i>Dicentrarchus labrax</i>	Fresh - whole farmed	200-300 g/pc	4.50	5.09	Spain CIF	Canary Island (Spain)		
		300-400	4.50	5.09				
		400-600	4.00	4.53				
		600-800	4.30	4.87				
		800-1000	5.50	6.22				
		1000-1500	9.12	10.32				
	Wild	1500-20000	12.50	14.15	France			
		1000-2000 g/pc	10.80	12.22				
		2000-3000	11.80	13.35				
	Fresh - whole - wild Mediterranean	600-800	10.20	11.54	Italy CPT	Egypt		
800-1000		10.20	11.54					
1000-2000		11.08	12.54					
> 2000		11.33	12.82					
Farmed - Orbetello	Large	10.70	12.11 =	FCA	Italy			
	Medium	9.70	10.98 =					
	Small	7.60	8.60					
Gilthead seabream/ Dorade royale/Dorada <i>Sparus aurata</i>	Fresh - whole farmed	200-300 g/pc	4.20	4.75 =	Greece FOB	Greece		
		300-450	4.50	5.09 =				
		450-600	4.60	5.21 =				
		600-800	5.30	6.00 =				
		800-1000	6.50	7.36 =				
		> 1000	8.50	9.62 =				
		Italy CIF	200-300 g/pc	4.40			4.98 =	
			300-450	4.70			5.32 =	
			450-600	4.80			5.43 =	
			600-800	5.50			6.22 =	
	800-1000		6.70	7.58 =				
	France CIF	> 1000	8.70	9.85 =				
		200-300 g/pc	4.45	5.04 =				
		300-450	4.75	5.38 =				
		450-600	4.85	5.49 =				
		600-800	5.55	6.28 =				
	Spain CIF	800-1000	6.75	7.64 =				
		> 1000	8.75	9.90 =				
		200-300 g/pc	4.44	5.02 =				
		300-450	4.74	5.36 =				
450-600		4.84	5.48 =					
Gilthead seabream/ Dorade royale/Dorada <i>Sparus aurata</i>	Fresh - whole farmed	600-800	5.54	6.27 =				
		800-1000	6.74	7.63 =				
		> 1000	8.74	9.89 =				
		Germany CIF	200-300 g/pc	4.47		5.06 =		
			300-450	4.77		5.40 =		
	450-600		4.87	5.51 =				
	600-800		5.57	6.30 =				
	800-1000		6.77	7.66 =				
	Portugal CIF	> 1000	8.77	9.92 =				
		200-300 g/pc	4.45	5.04 =				
300-450		4.75	5.38 =					
450-600		4.85	5.49 =					
600-800		5.55	6.28 =					
UK CIF	800-1000	6.75	7.64 =					
	> 1000	8.75	9.90 =					
	200-300 g/pc	4.63	5.24 =					
	300-450	4.93	5.58 =					
	450-600	5.03	5.69 =					
600-800	5.73	6.48 =						
800-1000	6.93	7.84 =						
> 1000	8.93	10.11 =						



Fish Species Trade Name	Product Form	Grading	Price per kg		Reference & Area	Origin
			As stated	EUR USD		
<b>SEABASS/SEABREAM/ MEAGRE (cont.)</b>						<b>June 2020</b>
<b>Gilthead seabream/ Dorade royale/Dorada Sparus aurata</b>	wild	600-800 g/pc	15.81	17.89 -	Italy FCA	Morocco
		800-1000	16.76	18.97 -		
		1000-2000	18.61	21.06 -		
		> 2000	18.51	20.95 -		
	farmed	200-300 g/pc	4.10	4.64	CPT	Greece
		300-400	4.26	4.82		
		400-600	4.22	4.78		
	wild	400-600 g/pc	10.08	11.41	CPT	Egypt
		600-800	10.50	11.88		
		800-1000	10.50	11.88		
1000-2000		10.50	11.88			
farmed Orbetello	Large	10.70	12.11 =	FCA	Italy	
	Medium	9.70	10.98 =			
	1-2 kg/pc	11.86	13.42 -			
Wild	600-800 g/pc	15.30	17.31 +	CPT	Morocco	
	1000-2000	17.85	20.20 +			
	2000-3000	17.27	19.54			
<b>White seabream/Sar/Sargo Diplodus sargus</b>	Fresh farmed		5.40	6.11 -	Italy CPT	Senegal
		300-500 g/pc	8.30	9.39 -		Spain
<b>Japanese threadfin bream/ Cohana japonaise/ Baga japonesa Nemipterus japonicus</b>	Whole	100-200 g/pc	1.72	1.95	Vietnam CIF	Yemen
		200- 300	1.98	2.25		
		300- 500	1.98	2.25		
	Whole, frozen at sea, block	100- 200 g/pc	2.43	2.76	USA CIF	
		> 200	2.78	3.16		
<b>Santer seabream/ Denté nufar/Dentón nufar Cheimerius nufar</b>		500-1000 g/pc	6.96	7.88	Italy CPT	Oman
		1000-2000	6.96	7.88		
<b>Meagre/Maigre commun/Corvina Argyrosomus regius</b>	Fresh - Whole farmed	500-1000 g/pc	5.30	6.00 +	Italy FCA	Greece
		1000-2000	5.30	6.00 +		
		> 2000	4.99	5.65		
		> 3000	6.33	7.16		
	wild	> 2000 g/pc	4.89	5.53 -	CIF	Egypt
		600-800 g/pc	6.30	7.13		
		800-1000	6.23	7.05	CPT	
		1000-2000	6.34	7.17		
		2000-4000	6.90	7.81		
		4000-6000	7.80	8.83		
5-10 kg	8.48	9.60				
10-15kg	8.50	9.62				
Fresh- whole, wild	> 1000 g/pc	9.50	10.75 =	France wholesale	France	



The European Fish Price Report is a monthly **GLOBEFISH** publication. This issue was prepared by Helga Josupeit, Nada Bougouss, Felix Dent, and Alessia Capasso.

## PRICE REFERENCE (INCOTERMS 2010)

CFR	Cost and Freight
CIF	Cost, Insurance and Freight
CIP	Carriage and Insurance Paid To
CPT	Carriage Paid To
DAT	Delivered at Terminal
DAP	Delivered at Place
DDP	Delivered Duty Paid
EXW	Ex Works
FCA	Free Carrier
FAS	Free Alongside Ship
FOB	Free on Board

## PRODUCT FORM

C&P	Cooked and Peeled
FAS	Frozen at Sea
H&G	Headed and Gutted
HOG	Head on Gutted (salmon)
IQF	Individually Quick Frozen
IWP	Individually Wrapped Pack
PBI	Pinbone In
PBO	Pinbone Off
PD	Peeled and Deveined
PTO	Peeled Tail On
PUD	Peeled, Undeveined

## CURRENCY RATES

		US\$	EUR
Canada	CAD	1.36	1.53
Hungary	HUF	305.53	344.85
Norway	NOK	9.56	10.72
USA	USD		1.13
EU	EUR	0.88	
Denmark	DKK	6.59	7.45
Russia	RUR	69.29	78.49

*Exchange Rates 15.6.2020*

## SYMBOLS

- + Price increased in original currency since last report
- Price decreased in original currency since last report
- = Updated but unchanged price
- \* New insertion
- Not updated since last issue

**GLOBEFISH Market Reports are available from the GLOBEFISH web site:  
[www.fao.org/in-action/globefish](http://www.fao.org/in-action/globefish)**



**Food and Agriculture  
Organization of the  
United Nations**

Food and Agriculture Organization of the United Nations  
Fisheries and Aquaculture Policy and Resources Division  
Products, Trade and Marketing Branch

Viale delle Terme di Caracalla

00153 Rome, Italy

Tel +39 06 5705 2884

[www.fao.org/in-action/globefish](http://www.fao.org/in-action/globefish)

 @FAOfish #FAOglobefish

